

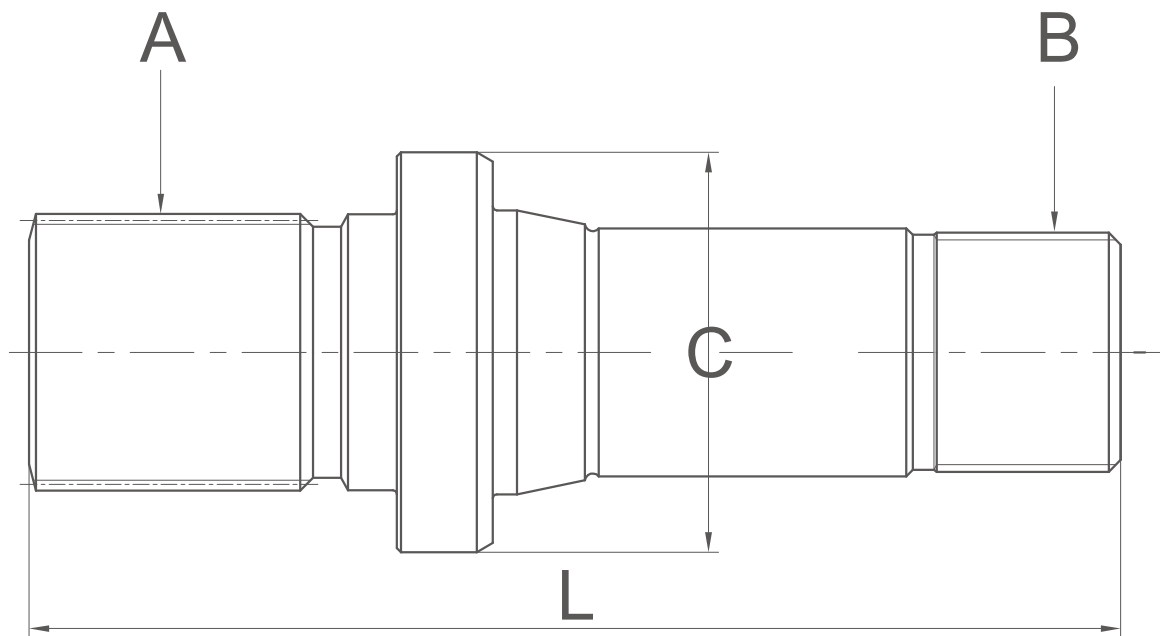


**GSP AUTO PARTS**  
CAT.NO.3A1016/E

# STUB SHAFT



## CATALOGUE 2016



# Stub Shaft







- A: External Teeth, wheel side
- B: External Teeth, diff. side
- C: Seal Diameter [mm]
- L: Length



**ATTENTION:** For references 261192 and 261193 two different screws are included.  
M8 x 1.5 x 90.5mm for vehicles built 2000-2003.  
M8 x 1.25 x 84mm for vehicles built 2003 – 2010 (Galaxy until 2007)



	 YEAR	TRANSM	REMARKS	GSP Ref.	PRODUCT	Technical Specifications				
						A	B	C	L	
<b>AUDI</b>										
<b>A3 (8P1)</b>										
1.2 TSi (77 kW)	2010.04-	2012.08		only gearbox code GRF	<b>261237</b>	Stub Shaft	23	37	54	142.5
1.4 TFSi (92 kW)	2007.09-	2012.08		only gearbox code GRF	<b>261237</b>	Stub Shaft	23	37	54	142.5
1.6 (75 kW)	2003.05-	2012.08		only gearbox code GRF	<b>261237</b>	Stub Shaft	23	37	54	142.5
1.6 E-Power (75 kW)	2011.01-	2012.08		only gearbox code GRF	<b>261237</b>	Stub Shaft	23	37	54	142.5
1.6 FSi (85 kW)	2003.08-	2007.04		only gearbox code GRF	<b>261237</b>	Stub Shaft	23	37	54	142.5
1.6 TDi (66 kW)	2009.05-	2012.08		only gearbox code GRF	<b>261237</b>	Stub Shaft	23	37	54	142.5
1.6 TDi (77 kW)	2009.05-	2012.08		only gearbox code GRF	<b>261237</b>	Stub Shaft	23	37	54	142.5
1.8 T (110 kW)	2006.08-	2012.08		only gearbox code GRF	<b>261237</b>	Stub Shaft	23	37	54	142.5
1.8 TFSi (118 kW)	2006.11-	2012.08		only gearbox code GRF	<b>261237</b>	Stub Shaft	23	37	54	142.5
1.8 TFSi Quattro (118 kW)	2008.07-	2012.08		only gearbox code GRF	<b>261237</b>	Stub Shaft	23	37	54	142.5
1.9 TDi (77 kW)	2003.05-	2007.04		only gearbox code GRF	<b>261237</b>	Stub Shaft	23	37	54	142.5
2.0 FSi (110 kW)	2003.05-	2008.06		only gearbox code GRF	<b>261237</b>	Stub Shaft	23	37	54	142.5
2.0 S3 Quattro (188 kW)	2007.02-	2012.08		only gearbox code GRF	<b>261237</b>	Stub Shaft	23	37	54	142.5
2.0 S3 Quattro (195 kW)	2006.10-	2007.12		only gearbox code GRF	<b>261237</b>	Stub Shaft	23	37	54	142.5
2.0 TDi (100 kW)	2003.05-	2012.08		only gearbox code GRF	<b>261237</b>	Stub Shaft	23	37	54	142.5
2.0 TDi (103 kW)	2007.02-	2007.04		only gearbox code GRF	<b>261237</b>	Stub Shaft	23	37	54	142.5
2.0 TDi (120 kW)	2006.06-	2008.06		only gearbox code GRF	<b>261237</b>	Stub Shaft	23	37	54	142.5
2.0 TDi (125 kW)	2006.05-	2007.04		only gearbox code GRF	<b>261237</b>	Stub Shaft	23	37	54	142.5
2.0 TDi 16V (103 kW)	2003.05-	2012.08		only gearbox code GRF	<b>261237</b>	Stub Shaft	23	37	54	142.5
2.0 TDi 16V Quattro (103 kW)	2004.10-	2007.04		only gearbox code GRF	<b>261237</b>	Stub Shaft	23	37	54	142.5
2.0 TDi Quattro (100 kW)	2003.05-	2008.06		only gearbox code GRF	<b>261237</b>	Stub Shaft	23	37	54	142.5
2.0 TDi Quattro (103 kW)	2006.01-	2008.06		only gearbox code GRF	<b>261237</b>	Stub Shaft	23	37	54	142.5
2.0 TDi Quattro (125 kW)	2006.05-	2007.04		only gearbox code GRF	<b>261237</b>	Stub Shaft	23	37	54	142.5
2.0 TFSi (147 kW)	2004.07-	2007.04		only gearbox code GRF	<b>261237</b>	Stub Shaft	23	37	54	142.5
2.0 TFSi Quattro (147 kW)	2004.10-	2007.04		only gearbox code GRF	<b>261237</b>	Stub Shaft	23	37	54	142.5
3.2 V6 Quattro (184 kW)	2003.08-	2007.04		only gearbox code GRF	<b>261237</b>	Stub Shaft	23	37	54	142.5
<b>FORD</b>										
<b>GALAXY (WGR)</b>										
1.9 TDi (110 kW)	2005.01-	2006.03	6MT	please check above remarks	<b>261192</b>	Stub Shaft	26	37	60	129.5
1.9 TDi (110 kW)	2005.01-	2006.03	6MT	please check above remarks	<b>261193</b>	Stub Shaft	37	0	60	322
1.9 TDi (66 kW)	1995.03-	2006.05	6MT	please check above remarks	<b>261192</b>	Stub Shaft	26	37	60	129.5
1.9 TDi (66 kW)	1995.03-	2006.05	6MT	please check above remarks	<b>261193</b>	Stub Shaft	37	0	60	322
1.9 TDi (81 kW)	1997.08-	2000.04	6MT	please check above remarks	<b>261192</b>	Stub Shaft	26	37	60	129.5
1.9 TDi (81 kW)	1997.08-	2000.04	6MT	please check above remarks	<b>261193</b>	Stub Shaft	37	0	60	322
1.9 TDi (85 kW)	2000.04-	2006.05	6MT	please check above remarks	<b>261192</b>	Stub Shaft	26	37	60	129.5
1.9 TDi (85 kW)	2000.04-	2006.05	6MT	please check above remarks	<b>261193</b>	Stub Shaft	37	0	60	322
1.9 TDi (96 kW)	2002.12-	2006.03	6MT	please check above remarks	<b>261192</b>	Stub Shaft	26	37	60	129.5
1.9 TDi (96 kW)	2002.12-	2006.03	6MT	please check above remarks	<b>261193</b>	Stub Shaft	37	0	60	322
2.0 i (85 kW)	1995.11-	2006.05	6MT	please check above remarks	<b>261192</b>	Stub Shaft	26	37	60	129.5
2.0 i (85 kW)	1995.11-	2006.05	6MT	please check above remarks	<b>261193</b>	Stub Shaft	37	0	60	322
2.3 16V (103 kW)	2001.09-	2006.03	6MT	please check above remarks	<b>261192</b>	Stub Shaft	26	37	60	129.5
2.3 16V (103 kW)	2001.09-	2006.03	6MT	please check above remarks	<b>261193</b>	Stub Shaft	37	0	60	322
2.3 16V (107 kW)	1997.01-	2006.05	6MT	please check above remarks	<b>261192</b>	Stub Shaft	26	37	60	129.5
2.3 16V (107 kW)	1997.01-	2006.05	6MT	please check above remarks	<b>261193</b>	Stub Shaft	37	0	60	322
2.8 i V6 (128 kW)	1995.11-	2000.04	6MT	please check above remarks	<b>261192</b>	Stub Shaft	26	37	60	129.5
2.8 i V6 (128 kW)	1995.11-	2000.04	6MT	please check above remarks	<b>261193</b>	Stub Shaft	37	0	60	322
2.8 V6 (150 kW)	2000.04-	2006.05	6MT	please check above remarks	<b>261192</b>	Stub Shaft	26	37	60	129.5
2.8 V6 (150 kW)	2000.04-	2006.05	6MT	please check above remarks	<b>261193</b>	Stub Shaft	37	0	60	322
<b>SEAT</b>										
<b>ALHAMBRA (710)</b>										
1.4 TSi (110 kW)	2010.06-		6MT	MPV Engine CAVA/CNWB/CTHA	<b>261214</b>	Stub Shaft	40	37	60	125
1.8 TFSi (118 kW)	2012.11-		6MT	MPV Engine CDAA	<b>261214</b>	Stub Shaft	40	37	60	125
2.0 TDi (100 kW)	2010.06-	2011.05	6MT	MPV Engine CFFA	<b>261214</b>	Stub Shaft	40	37	60	125
2.0 TDi (103 kW)	2010.06-		6MT	MPV Engine CFFB	<b>261214</b>	Stub Shaft	40	37	60	125
2.0 TDi (103 kW)	2011.05-		6MT	All-wheel Drive;MPV Engine CFFB	<b>261214</b>	Stub Shaft	40	37	60	125
2.0 TDi (125 kW)	2010.06-		6MT	MPV Engine CFGB	<b>261214</b>	Stub Shaft	40	37	60	125
2.0 TDi (130 kW)	2012.11-		6MT	MPV Engine CFGC	<b>261214</b>	Stub Shaft	40	37	60	125
2.0 TDi (85 kW)	2011.05-		6MT	MPV Engine CFFE	<b>261214</b>	Stub Shaft	40	37	60	125
2.0 TSi (147 kW)	2010.11-		6MT	MPV Engine CCZA	<b>261214</b>	Stub Shaft	40	37	60	125



	 YEAR	TRANSM	REMARKS	GSP Ref.	PRODUCT	Technical Specifications				
						A	B	C	L	
<b>SEAT</b>										
<b>ALHAMBRA (7V8, 7V9)</b>										
1.8 T 20V (110 kW)	1997.10-	2010.03	6MT	please check above remarks	261192	Stub Shaft	26	37	60	129.5
1.9 TDi (110 kW)	2005.05-	2007.05	6MT	please check above remarks	261192	Stub Shaft	26	37	60	129.5
1.9 TDi (110 kW)	2005.05-	2007.05	6MT	please check above remarks	261193	Stub Shaft	37	0	60	322
1.9 TDi (66 kW)	1996.04-	2010.03	6MT	please check above remarks	261192	Stub Shaft	26	37	60	129.5
1.9 TDi (66 kW)	1996.04-	2010.03	6MT	please check above remarks	261193	Stub Shaft	37	0	60	322
1.9 TDi (81 kW)	1996.08-	2000.06	6MT	please check above remarks	261192	Stub Shaft	26	37	60	129.5
1.9 TDi (81 kW)	1996.08-	2000.06	6MT	please check above remarks	261193	Stub Shaft	37	0	60	322
1.9 TDi (85 kW)	2000.06-	2010.03	6MT	please check above remarks	261192	Stub Shaft	26	37	60	129.5
1.9 TDi (85 kW)	2000.06-	2010.03	6MT	please check above remarks	261193	Stub Shaft	37	0	60	322
1.9 TDi (96 kW)	2002.11-	2008.11	6MT	please check above remarks	261192	Stub Shaft	26	37	60	129.5
1.9 TDi (96 kW)	2002.11-	2008.11	6MT	please check above remarks	261193	Stub Shaft	37	0	60	322
2.0 i (85 kW)	1996.04-	2010.03	6MT	please check above remarks	261192	Stub Shaft	26	37	60	129.5
2.0 i (85 kW)	1996.04-	2010.03	6MT	please check above remarks	261193	Stub Shaft	37	0	60	322
2.0 TDi (103 kW)	2005.11-	2010.03	6MT	please check above remarks	261192	Stub Shaft	26	37	60	129.5
2.0 TDi (103 kW)	2005.11-	2010.03	6MT	please check above remarks	261193	Stub Shaft	37	0	60	322
2.8 V6 (150 kW)	2000.06-	2010.03	6MT	please check above remarks	261192	Stub Shaft	26	37	60	129.5
2.8 V6 (150 kW)	2000.06-	2010.03	6MT	please check above remarks	261193	Stub Shaft	37	0	60	322
<b>VOLKSWAGEN</b>										
<b>MULTIVAN MK V (7HM, 7HN, 7HF, 7EF, 7EM, 7EN)</b>										
3.2 4motion (170 kW)	2003.11-	2006.06	6AT	All-wheel Drive;MPV Engine BDL	261238	Stub Shaft	26	30	62	114.5
3.2 4motion (170 kW)	2003.11-	2006.06	5MT	until manufacturing date 2011	261190	Stub Shaft	26	37	50	136.5
3.2 4motion (170 kW)	2003.11-	2006.06	6MT	until manufacturing date 2011	261191	Stub Shaft	26	42	60	135.5
<b>MULTIVAN V (7HM, 7HN, 7HF, 7EF, 7EM, 7EN)</b>										
1.9 TDi (62 kW)	2006.01-	2009.11	6MT	until manufacturing date 2011	261191	Stub Shaft	26	42	60	135.5
1.9 TDi (62 kW)	2006.01-	2009.11	6AT	MPV Engine BRR	261238	Stub Shaft	26	30	62	114.5
1.9 TDi (62 kW)	2006.01-	2009.11	5MT	until manufacturing date 2011	261190	Stub Shaft	26	37	50	136.5
1.9 TDi (63 kW)	2003.04-	2009.11	6MT	until manufacturing date 2011	261191	Stub Shaft	26	42	60	135.5
1.9 TDi (63 kW)	2003.04-	2009.11	6AT	MPV Engine AXC	261238	Stub Shaft	26	30	62	114.5
1.9 TDi (63 kW)	2003.04-	2009.11	5MT	until manufacturing date 2011	261190	Stub Shaft	26	37	50	136.5
1.9 TDi (75 kW)	2006.06-	2009.11	6MT	until manufacturing date 2011	261191	Stub Shaft	26	42	60	135.5
1.9 TDi (75 kW)	2006.06-	2009.11	6AT	MPV Engine BRS	261238	Stub Shaft	26	30	62	114.5
1.9 TDi (75 kW)	2006.06-	2009.11	5MT	until manufacturing date 2011	261190	Stub Shaft	26	37	50	136.5
1.9 TDi (77 kW)	2003.04-	2009.11	6MT	until manufacturing date 2011	261191	Stub Shaft	26	42	60	135.5
1.9 TDi (77 kW)	2003.04-	2009.11	6AT	MPV Engine AXB	261238	Stub Shaft	26	30	62	114.5
1.9 TDi (77 kW)	2003.04-	2009.11	5MT	until manufacturing date 2011	261190	Stub Shaft	26	37	50	136.5
2.0 (85 kW)	2003.11-		6MT	until manufacturing date 2011	261191	Stub Shaft	26	42	60	135.5
2.0 (85 kW)	2003.11-		6AT	MPV Engine AXA	261238	Stub Shaft	26	30	62	114.5
2.0 (85 kW)	2003.11-		6MT	from manufacturing date 2012	261213	Stub Shaft	42	42	60	135.5
2.0 (85 kW)	2003.11-		5MT	until manufacturing date 2011	261190	Stub Shaft	26	37	50	136.5
2.0 (85 kW)	2003.11-		5MT	from manufacturing date 2012	261216	Stub Shaft	26	37	50	145
2.0 BiTDi (132 kW)	2009.09-		6MT	until manufacturing date 2011	261191	Stub Shaft	26	42	60	135.5
2.0 BiTDi (132 kW)	2009.09-		6AT	MPV Engine CFCA	261238	Stub Shaft	26	30	62	114.5
2.0 BiTDi (132 kW)	2009.09-		6MT	from manufacturing date 2012	261213	Stub Shaft	42	42	60	135.5
2.0 BiTDi (132 kW)	2009.09-		5MT	until manufacturing date 2011	261190	Stub Shaft	26	37	50	136.5
2.0 BiTDi (132 kW)	2009.09-		5MT	from manufacturing date 2012	261216	Stub Shaft	26	37	50	145
2.0 BiTDi 4motion (132 kW)	2009.09-		6AT	All-wheel Drive;MPV Engine CFCA	261238	Stub Shaft	26	30	62	114.5
2.0 BiTDi 4motion (132 kW)	2009.09-		6MT	from manufacturing date 2012	261213	Stub Shaft	42	42	60	135.5
2.0 BiTDi 4motion (132 kW)	2009.09-		5MT	until manufacturing date 2011	261190	Stub Shaft	26	37	50	136.5
2.0 BiTDi 4motion (132 kW)	2009.09-		5MT	from manufacturing date 2012	261216	Stub Shaft	26	37	50	145
2.0 BiTDi 4motion (132 kW)	2009.09-		6MT	until manufacturing date 2011	261191	Stub Shaft	26	42	60	135.5
2.0 TDi (100 kW)	2010.05-		6MT	until manufacturing date 2011	261191	Stub Shaft	26	42	60	135.5
2.0 TDi (100 kW)	2010.05-		6AT	MPV Engine CAEE/CCHB	261238	Stub Shaft	26	30	62	114.5
2.0 TDi (100 kW)	2010.05-		6MT	from manufacturing date 2012	261213	Stub Shaft	42	42	60	135.5
2.0 TDi (100 kW)	2010.05-		5MT	until manufacturing date 2011	261190	Stub Shaft	26	37	50	136.5
2.0 TDi (100 kW)	2010.05-		5MT	from manufacturing date 2012	261216	Stub Shaft	26	37	50	145
2.0 TDi (103 kW)	2009.09-		6MT	until manufacturing date 2011	261191	Stub Shaft	26	42	60	135.5
2.0 TDi (103 kW)	2009.09-		6AT	MPV Engine CAAC/CCHA	261238	Stub Shaft	26	30	62	114.5
2.0 TDi (103 kW)	2009.09-		6MT	from manufacturing date 2012	261213	Stub Shaft	42	42	60	135.5
2.0 TDi (103 kW)	2009.09-		5MT	until manufacturing date 2011	261190	Stub Shaft	26	37	50	136.5
2.0 TDi (103 kW)	2009.09-		5MT	from manufacturing date 2012	261216	Stub Shaft	26	37	50	145



	 YEAR	TRANSM	REMARKS	GSP Ref.	PRODUCT	Technical Specifications				
						A	B	C	L	
<b>VOLKSWAGEN</b>										
<b>MULTIVAN V (7HM, 7HN, 7HF, 7EF, 7EM, 7EN)</b>										
2.0 TDi (62 kW)	2009.09-		6MT	until manufacturing date 2011	<b>261191</b>	Stub Shaft	26	42	60	135.5
2.0 TDi (62 kW)	2009.09-		6AT	MPV Engine CAAA	<b>261238</b>	Stub Shaft	26	30	62	114.5
2.0 TDi (62 kW)	2009.09-		6MT	from manufacturing date 2012	<b>261213</b>	Stub Shaft	42	42	60	135.5
2.0 TDi (62 kW)	2009.09-		5MT	until manufacturing date 2011	<b>261190</b>	Stub Shaft	26	37	50	136.5
2.0 TDi (62 kW)	2009.09-		5MT	from manufacturing date 2012	<b>261216</b>	Stub Shaft	26	37	50	145
2.0 TDi (75 kW)	2009.09-		6MT	until manufacturing date 2011	<b>261191</b>	Stub Shaft	26	42	60	135.5
2.0 TDi (75 kW)	2009.09-		6AT	MPV Engine CAAB	<b>261238</b>	Stub Shaft	26	30	62	114.5
2.0 TDi (75 kW)	2009.09-		6MT	from manufacturing date 2012	<b>261213</b>	Stub Shaft	42	42	60	135.5
2.0 TDi (75 kW)	2009.09-		5MT	until manufacturing date 2011	<b>261190</b>	Stub Shaft	26	37	50	136.5
2.0 TDi (75 kW)	2009.09-		5MT	from manufacturing date 2012	<b>261216</b>	Stub Shaft	26	37	50	145
2.0 TDi (84 kW)	2011.05-		6MT	until manufacturing date 2011	<b>261191</b>	Stub Shaft	26	42	60	135.5
2.0 TDi (84 kW)	2011.05-		6AT	MPV Engine CAAD	<b>261238</b>	Stub Shaft	26	30	62	114.5
2.0 TDi (84 kW)	2011.05-		6MT	from manufacturing date 2012	<b>261213</b>	Stub Shaft	42	42	60	135.5
2.0 TDi (84 kW)	2011.05-		5MT	until manufacturing date 2011	<b>261190</b>	Stub Shaft	26	37	50	136.5
2.0 TDi (84 kW)	2011.05-		5MT	from manufacturing date 2012	<b>261216</b>	Stub Shaft	26	37	50	145
2.0 TDi 4motion (100 kW)	2010.05-		6AT	All-wheel Drive;MPV Engine CAAE/CCHB	<b>261238</b>	Stub Shaft	26	30	62	114.5
2.0 TDi 4motion (100 kW)	2010.05-		5MT	until manufacturing date 2011	<b>261190</b>	Stub Shaft	26	37	50	136.5
2.0 TDi 4motion (100 kW)	2010.05-		6MT	from manufacturing date 2012	<b>261213</b>	Stub Shaft	42	42	60	135.5
2.0 TDi 4motion (100 kW)	2010.05-		5MT	from manufacturing date 2012	<b>261216</b>	Stub Shaft	26	37	50	145
2.0 TDi 4motion (100 kW)	2010.05-		6MT	until manufacturing date 2011	<b>261191</b>	Stub Shaft	26	42	60	135.5
2.0 TDi 4motion (103 kW)	2009.09-		6AT	All-wheel Drive;MPV Engine CAAC/CCHA	<b>261238</b>	Stub Shaft	26	30	62	114.5
2.0 TDi 4motion (103 kW)	2009.09-		6MT	from manufacturing date 2012	<b>261213</b>	Stub Shaft	42	42	60	135.5
2.0 TDi 4motion (103 kW)	2009.09-		5MT	until manufacturing date 2011	<b>261190</b>	Stub Shaft	26	37	50	136.5
2.0 TDi 4motion (103 kW)	2009.09-		5MT	from manufacturing date 2012	<b>261216</b>	Stub Shaft	26	37	50	145
2.0 TDi 4motion (103 kW)	2009.09-		6MT	until manufacturing date 2011	<b>261191</b>	Stub Shaft	26	42	60	135.5
2.0 TSi (110 kW)	2012.07-		6MT	until manufacturing date 2011	<b>261191</b>	Stub Shaft	26	42	60	135.5
2.0 TSi (110 kW)	2012.07-		6AT	MPV Engine CJKB	<b>261238</b>	Stub Shaft	26	30	62	114.5
2.0 TSi (110 kW)	2012.07-		6MT	from manufacturing date 2012	<b>261213</b>	Stub Shaft	42	42	60	135.5
2.0 TSi (110 kW)	2012.07-		5MT	until manufacturing date 2011	<b>261190</b>	Stub Shaft	26	37	50	136.5
2.0 TSi (110 kW)	2012.07-		5MT	from manufacturing date 2012	<b>261216</b>	Stub Shaft	26	37	50	145
2.0 TSi (150 kW)	2011.05-		6MT	until manufacturing date 2011	<b>261191</b>	Stub Shaft	26	42	60	135.5
2.0 TSi (150 kW)	2011.05-		6AT	MPV Engine CJKA	<b>261238</b>	Stub Shaft	26	30	62	114.5
2.0 TSi (150 kW)	2011.05-		6MT	from manufacturing date 2012	<b>261213</b>	Stub Shaft	42	42	60	135.5
2.0 TSi (150 kW)	2011.05-		5MT	until manufacturing date 2011	<b>261190</b>	Stub Shaft	26	37	50	136.5
2.0 TSi (150 kW)	2011.05-		5MT	from manufacturing date 2012	<b>261216</b>	Stub Shaft	26	37	50	145
2.0 TSi 4motion (150 kW)	2011.07-		6AT	All-wheel Drive;MPV Engine CJKA	<b>261238</b>	Stub Shaft	26	30	62	114.5
2.0 TSi 4motion (150 kW)	2011.07-		6MT	from manufacturing date 2012	<b>261213</b>	Stub Shaft	42	42	60	135.5
2.0 TSi 4motion (150 kW)	2011.07-		5MT	until manufacturing date 2011	<b>261190</b>	Stub Shaft	26	37	50	136.5
2.0 TSi 4motion (150 kW)	2011.07-		5MT	from manufacturing date 2012	<b>261216</b>	Stub Shaft	26	37	50	145
2.0 TSi 4motion (150 kW)	2011.07-		6MT	until manufacturing date 2011	<b>261191</b>	Stub Shaft	26	42	60	135.5
2.5 TDi (120 kW)	2003.11-	2009.11	6MT	until manufacturing date 2011	<b>261191</b>	Stub Shaft	26	42	60	135.5
2.5 TDi (120 kW)	2003.11-	2009.11	6AT	MPV Engine BLJ	<b>261238</b>	Stub Shaft	26	30	62	114.5
2.5 TDi (120 kW)	2003.11-	2009.11	5MT	until manufacturing date 2011	<b>261190</b>	Stub Shaft	26	37	50	136.5
2.5 TDi (128 kW)	2003.04-	2009.11	6MT	until manufacturing date 2011	<b>261191</b>	Stub Shaft	26	42	60	135.5
2.5 TDi (128 kW)	2003.04-	2009.11	6AT	MPV Engine AXE/BPC	<b>261238</b>	Stub Shaft	26	30	62	114.5
2.5 TDi (128 kW)	2003.04-	2009.11	5MT	until manufacturing date 2011	<b>261190</b>	Stub Shaft	26	37	50	136.5
2.5 TDi (96 kW)	2003.04-	2009.11	6MT	until manufacturing date 2011	<b>261191</b>	Stub Shaft	26	42	60	135.5
2.5 TDi (96 kW)	2003.04-	2009.11	6AT	MPV Engine AXD/BNZ	<b>261238</b>	Stub Shaft	26	30	62	114.5
2.5 TDi (96 kW)	2003.04-	2009.11	5MT	until manufacturing date 2011	<b>261190</b>	Stub Shaft	26	37	50	136.5
2.5 TDi 4motion (128 kW)	2004.07-	2009.11	6AT	All-wheel Drive;MPV Engine AXE/BPC	<b>261238</b>	Stub Shaft	26	30	62	114.5
2.5 TDi 4motion (128 kW)	2004.07-	2009.11	5MT	until manufacturing date 2011	<b>261190</b>	Stub Shaft	26	37	50	136.5
2.5 TDi 4motion (128 kW)	2004.07-	2009.11	6MT	until manufacturing date 2011	<b>261191</b>	Stub Shaft	26	42	60	135.5
2.5 TDi 4motion (96 kW)	2004.07-	2009.11	6AT	All-wheel Drive;MPV Engine AXD/BNZ	<b>261238</b>	Stub Shaft	26	30	62	114.5
2.5 TDi 4motion (96 kW)	2004.07-	2009.11	5MT	until manufacturing date 2011	<b>261190</b>	Stub Shaft	26	37	50	136.5
2.5 TDi 4motion (96 kW)	2004.07-	2009.11	6MT	until manufacturing date 2011	<b>261191</b>	Stub Shaft	26	42	60	135.5
3.2 V6 (170 kW)	2004.02-	2004.06	6MT	until manufacturing date 2011	<b>261191</b>	Stub Shaft	26	42	60	135.5
3.2 V6 (170 kW)	2004.02-	2004.06	6AT	MPV Engine BDL	<b>261238</b>	Stub Shaft	26	30	62	114.5
3.2 V6 (170 kW)	2004.02-	2004.06	5MT	until manufacturing date 2011	<b>261190</b>	Stub Shaft	26	37	50	136.5
3.2 V6 (173 kW)	2004.02-	2009.11	6MT	until manufacturing date 2011	<b>261191</b>	Stub Shaft	26	42	60	135.5
3.2 V6 (173 kW)	2004.02-	2009.11	6AT	MPV Engine BKK/CFLA	<b>261238</b>	Stub Shaft	26	30	62	114.5



	 YEAR	TRANSM	REMARKS	GSP Ref.	PRODUCT	Technical Specifications				
						A	B	C	L	
<b>VOLKSWAGEN</b>										
<b>MULTIVAN V (7HM, 7HN, 7HF, 7EF, 7EM, 7EN)</b>										
3.2 V6 (173 kW)	2004.02-	2009.11	5MT	until manufacturing date 2011	<b>261190</b>	Stub Shaft	26	37	50	136.5
3.2 V6 4motion (173 kW)	2004.07-	2009.11	6AT	All-wheel Drive;MPV Engine BKK/CFLA	<b>261238</b>	Stub Shaft	26	30	62	114.5
3.2 V6 4motion (173 kW)	2004.07-	2009.11	5MT	until manufacturing date 2011	<b>261190</b>	Stub Shaft	26	37	50	136.5
3.2 V6 4motion (173 kW)	2004.07-	2009.11	6MT	until manufacturing date 2011	<b>261191</b>	Stub Shaft	26	42	60	135.5
<b>MULTIVAN VI (SGF, SGM, SGN)</b>										
2.0 TDi (103 kW)	2015.04		6MT	MPV Engine CXFA/CXHA	<b>261213</b>	Stub Shaft	42	42	60	135.5
2.0 TDi (103 kW)	2015.04		5MT	MPV Engine CXFA/CXHA	<b>261216</b>	Stub Shaft	26	37	50	145
2.0 TDi (110 kW)	2015.04		6MT	MPV Engine CXFA/CXHA	<b>261213</b>	Stub Shaft	42	42	60	135.5
2.0 TDi (110 kW)	2015.04		5MT	MPV Engine CXFA/CXHA	<b>261216</b>	Stub Shaft	26	37	50	145
2.0 TDi (132 kW)	2015.04		6MT	MPV Engine CFCA	<b>261213</b>	Stub Shaft	42	42	60	135.5
2.0 TDi (132 kW)	2015.04		5MT	MPV Engine CFCA	<b>261216</b>	Stub Shaft	26	37	50	145
2.0 TDi (150 kW)	2015.06		6MT	MPV Engine CXEB	<b>261213</b>	Stub Shaft	42	42	60	135.5
2.0 TDi (150 kW)	2015.06		5MT	MPV Engine CXEB	<b>261216</b>	Stub Shaft	26	37	50	145
2.0 TDi (75 kW)	2015.04		6MT	MPV Engine CAAB/CXGB	<b>261213</b>	Stub Shaft	42	42	60	135.5
2.0 TDi (75 kW)	2015.04		5MT	MPV Engine CAAB/CXGB	<b>261216</b>	Stub Shaft	26	37	50	145
2.0 TDi 4motion (103 kW)	2015.06		6MT	MPV Engine CAAC	<b>261213</b>	Stub Shaft	42	42	60	135.5
2.0 TDi 4motion (103 kW)	2015.06		5MT	MPV Engine CAAC	<b>261216</b>	Stub Shaft	26	37	50	145
2.0 TDi 4motion (132 kW)	2015.06		6MT	MPV Engine CFCA	<b>261213</b>	Stub Shaft	42	42	60	135.5
2.0 TDi 4motion (132 kW)	2015.06		5MT	MPV Engine CFCA	<b>261216</b>	Stub Shaft	26	37	50	145
2.0 TDi 4motion (150 kW)	2015.06		6MT	MPV Engine CXEB	<b>261213</b>	Stub Shaft	42	42	60	135.5
2.0 TDi 4motion (150 kW)	2015.06		5MT	MPV Engine CXEB	<b>261216</b>	Stub Shaft	26	37	50	145
2.0 TSi (110 kW)	2015.04		6MT	MPV Engine CJKB	<b>261213</b>	Stub Shaft	42	42	60	135.5
2.0 TSi (110 kW)	2015.04		5MT	MPV Engine CJKB	<b>261216</b>	Stub Shaft	26	37	50	145
2.0 TSi (150 kW)	2015.04		6MT	MPV Engine CJKA	<b>261213</b>	Stub Shaft	42	42	60	135.5
2.0 TSi (150 kW)	2015.04		5MT	MPV Engine CJKA	<b>261216</b>	Stub Shaft	26	37	50	145
2.0 TSi 4motion (150 kW)	2015.06		6MT	MPV Engine CJKA	<b>261213</b>	Stub Shaft	42	42	60	135.5
2.0 TSi 4motion (150 kW)	2015.06		5MT	MPV Engine CJKA	<b>261216</b>	Stub Shaft	26	37	50	145
<b>SHARAN (7M8, 7M9, 7M6)</b>										
1.8 T 20V (110 kW)	1997.09-	2010.03	6MT	please check above remarks	<b>261192</b>	Stub Shaft	26	37	60	129.5
1.8 T 20V (110 kW)	1997.09-	2010.03	6MT	please check above remarks	<b>261193</b>	Stub Shaft	37	0	60	322
1.9 TDi (110 kW)	2005.06-	2010.03	6MT	please check above remarks	<b>261192</b>	Stub Shaft	26	37	60	129.5
1.9 TDi (110 kW)	2005.06-	2010.03	6MT	please check above remarks	<b>261193</b>	Stub Shaft	37	0	60	322
1.9 TDi (66 kW)	1995.09-	2010.03	6MT	please check above remarks	<b>261192</b>	Stub Shaft	26	37	60	129.5
1.9 TDi (66 kW)	1995.09-	2010.03	6MT	please check above remarks	<b>261193</b>	Stub Shaft	37	0	60	322
1.9 TDi (81 kW)	1996.09-	2000.04	6MT	please check above remarks	<b>261192</b>	Stub Shaft	26	37	60	129.5
1.9 TDi (81 kW)	1996.09-	2000.04	6MT	please check above remarks	<b>261193</b>	Stub Shaft	37	0	60	322
1.9 TDi (85 kW)	2000.04-	2010.03	6MT	please check above remarks	<b>261192</b>	Stub Shaft	26	37	60	129.5
1.9 TDi (85 kW)	2000.04-	2010.03	6MT	please check above remarks	<b>261193</b>	Stub Shaft	37	0	60	322
1.9 TDi (96 kW)	2002.11-	2010.03	6MT	please check above remarks	<b>261192</b>	Stub Shaft	26	37	60	129.5
1.9 TDi (96 kW)	2002.11-	2010.03	6MT	please check above remarks	<b>261193</b>	Stub Shaft	37	0	60	322
2.0 (85 kW)	1995.09-	2010.03	6MT	please check above remarks	<b>261192</b>	Stub Shaft	26	37	60	129.5
2.0 (85 kW)	1995.09-	2010.03	6MT	please check above remarks	<b>261193</b>	Stub Shaft	37	0	60	322
2.0 16V (110 kW)	1995.09-	2000.02	6MT	please check above remarks	<b>261192</b>	Stub Shaft	26	37	60	129.5
2.0 16V (110 kW)	1995.09-	2000.02	6MT	please check above remarks	<b>261193</b>	Stub Shaft	37	0	60	322
2.0 LPG (85 kW)	2006.04-	2010.03	6MT	please check above remarks	<b>261192</b>	Stub Shaft	26	37	60	129.5
2.0 LPG (85 kW)	2006.04-	2010.03	6MT	please check above remarks	<b>261193</b>	Stub Shaft	37	0	60	322
2.0 TDi (100 kW)	2005.11-	2010.03	6MT	please check above remarks	<b>261192</b>	Stub Shaft	26	37	60	129.5
2.0 TDi (100 kW)	2005.11-	2010.03	6MT	please check above remarks	<b>261193</b>	Stub Shaft	37	0	60	322
2.0 TDi (103 kW)	2005.11-	2008.02	6MT	please check above remarks	<b>261192</b>	Stub Shaft	26	37	60	129.5
2.0 TDi (103 kW)	2005.11-	2008.02	6MT	please check above remarks	<b>261193</b>	Stub Shaft	37	0	60	322
2.8 V6 24V (150 kW)	2000.04-	2010.03	6MT	please check above remarks	<b>261192</b>	Stub Shaft	26	37	60	129.5
2.8 V6 24V (150 kW)	2000.04-	2010.03	6MT	please check above remarks	<b>261193</b>	Stub Shaft	37	0	60	322
2.8 VR6 (128 kW)	1995.09-	2000.04	6MT	please check above remarks	<b>261192</b>	Stub Shaft	26	37	60	129.5
2.8 VR6 (128 kW)	1995.09-	2000.04	6MT	please check above remarks	<b>261193</b>	Stub Shaft	37	0	60	322
<b>SHARAN (7N)</b>										
1.4 TSi (110 kW)	2010.05-		6MT	MPV Engine CAVA	<b>261214</b>	Stub Shaft	40	37	60	125
1.8 TSi (118 kW)	2011.11-		6MT	MPV Engine CDAA	<b>261214</b>	Stub Shaft	40	37	60	125
2.0 TDi (100 kW)	2010.05-		6MT	MPV Engine CFFA	<b>261214</b>	Stub Shaft	40	37	60	125
2.0 TDi (103 kW)	2010.05-		6MT	MPV Engine CFFB	<b>261214</b>	Stub Shaft	40	37	60	125
2.0 TDi (125 kW)	2010.08-		6MT	MPV Engine CFGB	<b>261214</b>	Stub Shaft	40	37	60	125
2.0 TDi (130 kW)	2013.01-		6MT	MPV Engine CFGC	<b>261214</b>	Stub Shaft	40	37	60	125



	 YEAR	TRANSM	REMARKS	GSP Ref.	PRODUCT	Technical Specifications			
						A	B	C	L
<b>VOLKSWAGEN</b>									
<b>SHARAN (7N)</b>									
2.0 TDi (85 kW)	2011.05-		6MT MPV Engine CFFE	<b>261214</b>	Stub Shaft	40	37	60	125
2.0 TDi 4motion (100 kW)	2011.05-	2012.05	6MT All-wheel Drive;MPV Engine CFFA	<b>261214</b>	Stub Shaft	40	37	60	125
2.0 TDi 4motion (103 kW)	2011.05-		6MT All-wheel Drive;MPV Engine CFFB	<b>261214</b>	Stub Shaft	40	37	60	125
2.0 TSi (147 kW)	2010.12-		6MT MPV Engine CCZA	<b>261214</b>	Stub Shaft	40	37	60	125
<b>TOURAN (1T1, 1T2)</b>									
1.4 FSi (125 kW)	2006.11-	2010.05	only gearbox code GNE	<b>261237</b>	Stub Shaft	23	37	54	142.5
1.4 TSi (103 kW)	2006.06-	2010.05	only gearbox code GNE	<b>261237</b>	Stub Shaft	23	37	54	142.5
1.4 TSi EcoFuel (110 kW)	2009.05-	2010.05	only gearbox code GNE	<b>261237</b>	Stub Shaft	23	37	54	142.5
1.6 (75 kW)	2003.08-	2010.05	only gearbox code GNE	<b>261237</b>	Stub Shaft	23	37	54	142.5
1.6 FSi (85 kW)	2003.08-	2007.01	only gearbox code GNE	<b>261237</b>	Stub Shaft	23	37	54	142.5
1.9 TDi (66 kW)	2004.11-	2010.05	only gearbox code GNE	<b>261237</b>	Stub Shaft	23	37	54	142.5
1.9 TDi (74 kW)	2003.08-	2010.05	only gearbox code GNE	<b>261237</b>	Stub Shaft	23	37	54	142.5
1.9 TDi (77 kW)	2003.08-	2010.05	only gearbox code GNE	<b>261237</b>	Stub Shaft	23	37	54	142.5
2.0 EcoFuel (80 kW)	2006.02-	2009.05	only gearbox code GNE	<b>261237</b>	Stub Shaft	23	37	54	142.5
2.0 FSi (110 kW)	2004.01-	2006.12	only gearbox code GNE	<b>261237</b>	Stub Shaft	23	37	54	142.5
2.0 FSi (85 kW)	2004.10-	2010.05	only gearbox code GNE	<b>261237</b>	Stub Shaft	23	37	54	142.5
2.0 TDi (100 kW)	2003.08-	2010.05	only gearbox code GNE	<b>261237</b>	Stub Shaft	23	37	54	142.5
2.0 TDi (103 kW)	2006.12-	2010.05	only gearbox code GNE	<b>261237</b>	Stub Shaft	23	37	54	142.5
2.0 TDi (125 kW)	2006.06-	2010.05	only gearbox code GNE	<b>261237</b>	Stub Shaft	23	37	54	142.5
2.0 TDi 16V (103 kW)	2003.08-	2010.05	only gearbox code GNE	<b>261237</b>	Stub Shaft	23	37	54	142.5
<b>TRANSPORTER / CARAVELLE MK V (7HB, 7HJ, 7EB, 7EJ, 7EF)</b>									
3.2 4motion (170 kW)	2003.11-	2006.06	6AT All-wheel Drive;Bus Engine BDL	<b>261238</b>	Stub Shaft	26	30	62	114.5
3.2 4motion (170 kW)	2003.11-	2006.06	5MT until manufacturing date 2011	<b>261190</b>	Stub Shaft	26	37	50	136.5
3.2 4motion (170 kW)	2003.11-	2006.06	6MT until manufacturing date 2011	<b>261191</b>	Stub Shaft	26	42	60	135.5
<b>TRANSPORTER / CARAVELLE V (7HB, 7HJ, 7EB, 7EJ, 7EF)</b>									
1.9 TDi (62 kW)	2006.01-	2009.11	6MT until manufacturing date 2011	<b>261191</b>	Stub Shaft	26	42	60	135.5
1.9 TDi (62 kW)	2006.01-	2009.11	6AT Bus Engine BRR	<b>261238</b>	Stub Shaft	26	30	62	114.5
1.9 TDi (62 kW)	2006.01-	2009.11	5MT until manufacturing date 2011	<b>261190</b>	Stub Shaft	26	37	50	136.5
1.9 TDi (63 kW)	2003.04-	2009.11	6MT until manufacturing date 2011	<b>261191</b>	Stub Shaft	26	42	60	135.5
1.9 TDi (63 kW)	2003.04-	2009.11	6AT Bus Engine AXC	<b>261238</b>	Stub Shaft	26	30	62	114.5
1.9 TDi (63 kW)	2003.04-	2009.11	5MT until manufacturing date 2011	<b>261190</b>	Stub Shaft	26	37	50	136.5
1.9 TDi (75 kW)	2006.06-	2009.11	6MT until manufacturing date 2011	<b>261191</b>	Stub Shaft	26	42	60	135.5
1.9 TDi (75 kW)	2006.06-	2009.11	6AT Bus Engine BRS	<b>261238</b>	Stub Shaft	26	30	62	114.5
1.9 TDi (75 kW)	2006.06-	2009.11	5MT until manufacturing date 2011	<b>261190</b>	Stub Shaft	26	37	50	136.5
1.9 TDi (77 kW)	2003.04-	2009.11	6MT until manufacturing date 2011	<b>261191</b>	Stub Shaft	26	42	60	135.5
1.9 TDi (77 kW)	2003.04-	2009.11	6AT Bus Engine AXB	<b>261238</b>	Stub Shaft	26	30	62	114.5
1.9 TDi (77 kW)	2003.04-	2009.11	5MT until manufacturing date 2011	<b>261190</b>	Stub Shaft	26	37	50	136.5
2.0 (85 kW)	2003.11-		6MT until manufacturing date 2011	<b>261191</b>	Stub Shaft	26	42	60	135.5
2.0 (85 kW)	2003.11-		6AT Bus Engine AXA	<b>261238</b>	Stub Shaft	26	30	62	114.5
2.0 (85 kW)	2003.11-		6MT from manufacturing date 2012	<b>261213</b>	Stub Shaft	42	42	60	135.5
2.0 (85 kW)	2003.11-		5MT until manufacturing date 2011	<b>261190</b>	Stub Shaft	26	37	50	136.5
2.0 (85 kW)	2003.11-		5MT from manufacturing date 2012	<b>261216</b>	Stub Shaft	26	37	50	145
2.0 BITDi (132 kW)	2009.09-		6MT until manufacturing date 2011	<b>261191</b>	Stub Shaft	26	42	60	135.5
2.0 BITDi (132 kW)	2009.09-		6AT Bus Engine CFCA	<b>261238</b>	Stub Shaft	26	30	62	114.5
2.0 BITDi (132 kW)	2009.09-		6MT from manufacturing date 2012	<b>261213</b>	Stub Shaft	42	42	60	135.5
2.0 BITDi (132 kW)	2009.09-		5MT until manufacturing date 2011	<b>261190</b>	Stub Shaft	26	37	50	136.5
2.0 BITDi (132 kW)	2009.09-		5MT from manufacturing date 2012	<b>261216</b>	Stub Shaft	26	37	50	145
2.0 BITDi 4motion (132 kW)	2009.09-		6AT All-wheel Drive;Bus Engine CFCA	<b>261238</b>	Stub Shaft	26	30	62	114.5
2.0 BITDi 4motion (132 kW)	2009.09-		6MT from manufacturing date 2012	<b>261213</b>	Stub Shaft	42	42	60	135.5
2.0 BITDi 4motion (132 kW)	2009.09-		5MT until manufacturing date 2011	<b>261190</b>	Stub Shaft	26	37	50	136.5
2.0 BITDi 4motion (132 kW)	2009.09-		5MT from manufacturing date 2012	<b>261216</b>	Stub Shaft	26	37	50	145
2.0 BITDi 4motion (132 kW)	2009.09-		6MT until manufacturing date 2011	<b>261191</b>	Stub Shaft	26	42	60	135.5
2.0 TDi (100 kW)	2010.05-		6MT until manufacturing date 2011	<b>261191</b>	Stub Shaft	26	42	60	135.5
2.0 TDi (100 kW)	2010.05-		6AT Bus Engine CAAE/CCHB	<b>261238</b>	Stub Shaft	26	30	62	114.5
2.0 TDi (100 kW)	2010.05-		6MT from manufacturing date 2012	<b>261213</b>	Stub Shaft	42	42	60	135.5
2.0 TDi (100 kW)	2010.05-		5MT until manufacturing date 2011	<b>261190</b>	Stub Shaft	26	37	50	136.5
2.0 TDi (100 kW)	2010.05-		5MT from manufacturing date 2012	<b>261216</b>	Stub Shaft	26	37	50	145
2.0 TDi (103 kW)	2009.09-		6MT until manufacturing date 2011	<b>261191</b>	Stub Shaft	26	42	60	135.5
2.0 TDi (103 kW)	2009.09-		6AT Bus Engine CAAC/CCHA	<b>261238</b>	Stub Shaft	26	30	62	114.5
2.0 TDi (103 kW)	2009.09-		6MT from manufacturing date 2012	<b>261213</b>	Stub Shaft	42	42	60	135.5
2.0 TDi (103 kW)	2009.09-		5MT until manufacturing date 2011	<b>261190</b>	Stub Shaft	26	37	50	136.5



	 YEAR	TRANSM	REMARKS	GSP Ref.	PRODUCT	Technical Specifications			
						A	B	C	L
<b>VOLKSWAGEN</b>									
<b>TRANSPORTER / CARAVELLE V (7HB, 7HJ, 7EB, 7EJ, 7EF)</b>									
2.0 TDi (103 kW)	2009.09-	5MT	from manufacturing date 2012	<b>261216</b>	Stub Shaft	26	37	50	145
2.0 TDi (62 kW)	2009.09-	6MT	until manufacturing date 2011	<b>261191</b>	Stub Shaft	26	42	60	135.5
2.0 TDi (62 kW)	2009.09-	6AT	Bus Engine CAAA	<b>261238</b>	Stub Shaft	26	30	62	114.5
2.0 TDi (62 kW)	2009.09-	6MT	from manufacturing date 2012	<b>261213</b>	Stub Shaft	42	42	60	135.5
2.0 TDi (62 kW)	2009.09-	5MT	until manufacturing date 2011	<b>261190</b>	Stub Shaft	26	37	50	136.5
2.0 TDi (62 kW)	2009.09-	5MT	from manufacturing date 2012	<b>261216</b>	Stub Shaft	26	37	50	145
2.0 TDi (75 kW)	2009.09-	6MT	until manufacturing date 2011	<b>261191</b>	Stub Shaft	26	42	60	135.5
2.0 TDi (75 kW)	2009.09-	6AT	Bus Engine CAAB	<b>261238</b>	Stub Shaft	26	30	62	114.5
2.0 TDi (75 kW)	2009.09-	6MT	from manufacturing date 2012	<b>261213</b>	Stub Shaft	42	42	60	135.5
2.0 TDi (75 kW)	2009.09-	5MT	until manufacturing date 2011	<b>261190</b>	Stub Shaft	26	37	50	136.5
2.0 TDi (75 kW)	2009.09-	5MT	from manufacturing date 2012	<b>261216</b>	Stub Shaft	26	37	50	145
2.0 TDi (84 kW)	2011.05-	6MT	until manufacturing date 2011	<b>261191</b>	Stub Shaft	26	42	60	135.5
2.0 TDi (84 kW)	2011.05-	6AT	Bus Engine CAAD	<b>261238</b>	Stub Shaft	26	30	62	114.5
2.0 TDi (84 kW)	2011.05-	6MT	from manufacturing date 2012	<b>261213</b>	Stub Shaft	42	42	60	135.5
2.0 TDi (84 kW)	2011.05-	5MT	until manufacturing date 2011	<b>261190</b>	Stub Shaft	26	37	50	136.5
2.0 TDi (84 kW)	2011.05-	5MT	from manufacturing date 2012	<b>261216</b>	Stub Shaft	26	37	50	145
2.0 TDi 4motion (100 kW)	2010.05-	6AT	All-wheel Drive;Bus Engine CAAE/CCHB	<b>261238</b>	Stub Shaft	26	30	62	114.5
2.0 TDi 4motion (100 kW)	2010.05-	6MT	from manufacturing date 2012	<b>261213</b>	Stub Shaft	42	42	60	135.5
2.0 TDi 4motion (100 kW)	2010.05-	5MT	until manufacturing date 2011	<b>261190</b>	Stub Shaft	26	37	50	136.5
2.0 TDi 4motion (100 kW)	2010.05-	5MT	from manufacturing date 2012	<b>261216</b>	Stub Shaft	26	37	50	145
2.0 TDi 4motion (100 kW)	2010.05-	6MT	until manufacturing date 2011	<b>261191</b>	Stub Shaft	26	42	60	135.5
2.0 TDi 4motion (103 kW)	2009.09-	6AT	All-wheel Drive;Bus Engine CAAC/CCHA	<b>261238</b>	Stub Shaft	26	30	62	114.5
2.0 TDi 4motion (103 kW)	2009.09-	6MT	from manufacturing date 2012	<b>261213</b>	Stub Shaft	42	42	60	135.5
2.0 TDi 4motion (103 kW)	2009.09-	5MT	until manufacturing date 2011	<b>261190</b>	Stub Shaft	26	37	50	136.5
2.0 TDi 4motion (103 kW)	2009.09-	5MT	from manufacturing date 2012	<b>261216</b>	Stub Shaft	26	37	50	145
2.0 TDi 4motion (103 kW)	2009.09-	6MT	until manufacturing date 2011	<b>261191</b>	Stub Shaft	26	42	60	135.5
2.0 TSi (110 kW)	2012.07-	6MT	until manufacturing date 2011	<b>261191</b>	Stub Shaft	26	42	60	135.5
2.0 TSi (110 kW)	2012.07-	6AT	Bus Engine CJKB	<b>261238</b>	Stub Shaft	26	30	62	114.5
2.0 TSi (110 kW)	2012.07-	6MT	from manufacturing date 2012	<b>261213</b>	Stub Shaft	42	42	60	135.5
2.0 TSi (110 kW)	2012.07-	5MT	until manufacturing date 2011	<b>261190</b>	Stub Shaft	26	37	50	136.5
2.0 TSi (110 kW)	2012.07-	5MT	from manufacturing date 2012	<b>261216</b>	Stub Shaft	26	37	50	145
2.0 TSi (150 kW)	2011.05-	6MT	until manufacturing date 2011	<b>261191</b>	Stub Shaft	26	42	60	135.5
2.0 TSi (150 kW)	2011.05-	6AT	Bus Engine CJKA	<b>261238</b>	Stub Shaft	26	30	62	114.5
2.0 TSi (150 kW)	2011.05-	6MT	from manufacturing date 2012	<b>261213</b>	Stub Shaft	42	42	60	135.5
2.0 TSi (150 kW)	2011.05-	5MT	until manufacturing date 2011	<b>261190</b>	Stub Shaft	26	37	50	136.5
2.0 TSi (150 kW)	2011.05-	5MT	from manufacturing date 2012	<b>261216</b>	Stub Shaft	26	37	50	145
2.0 TSi 4motion (150 kW)	2011.07-	6AT	All-wheel Drive;Bus Engine CJKA	<b>261238</b>	Stub Shaft	26	30	62	114.5
2.0 TSi 4motion (150 kW)	2011.07-	6MT	from manufacturing date 2012	<b>261213</b>	Stub Shaft	42	42	60	135.5
2.0 TSi 4motion (150 kW)	2011.07-	5MT	until manufacturing date 2011	<b>261190</b>	Stub Shaft	26	37	50	136.5
2.0 TSi 4motion (150 kW)	2011.07-	5MT	from manufacturing date 2012	<b>261216</b>	Stub Shaft	26	37	50	145
2.0 TSi 4motion (150 kW)	2011.07-	6MT	until manufacturing date 2011	<b>261191</b>	Stub Shaft	26	42	60	135.5
2.5 TDi (120 kW)	2003.11-2009.11	6MT	until manufacturing date 2011	<b>261191</b>	Stub Shaft	26	42	60	135.5
2.5 TDi (120 kW)	2003.11-2009.11	6AT	Bus Engine BLJ	<b>261238</b>	Stub Shaft	26	30	62	114.5
2.5 TDi (120 kW)	2003.11-2009.11	5MT	until manufacturing date 2011	<b>261190</b>	Stub Shaft	26	37	50	136.5
2.5 TDi (128 kW)	2003.04-2009.11	6MT	until manufacturing date 2011	<b>261191</b>	Stub Shaft	26	42	60	135.5
2.5 TDi (128 kW)	2003.04-2009.11	6AT	Bus Engine AXE/BPC	<b>261238</b>	Stub Shaft	26	30	62	114.5
2.5 TDi (128 kW)	2003.04-2009.11	5MT	until manufacturing date 2011	<b>261190</b>	Stub Shaft	26	37	50	136.5
2.5 TDi (96 kW)	2003.04-2009.11	6MT	until manufacturing date 2011	<b>261191</b>	Stub Shaft	26	42	60	135.5
2.5 TDi (96 kW)	2003.04-2009.11	6AT	Bus Engine AXD/BNZ	<b>261238</b>	Stub Shaft	26	30	62	114.5
2.5 TDi (96 kW)	2003.04-2009.11	5MT	until manufacturing date 2011	<b>261190</b>	Stub Shaft	26	37	50	136.5
2.5 TDi 4motion (128 kW)	2004.07-2009.11	6AT	All-wheel Drive;Bus Engine AXE/BPC	<b>261238</b>	Stub Shaft	26	30	62	114.5
2.5 TDi 4motion (128 kW)	2004.07-2009.11	5MT	until manufacturing date 2011	<b>261190</b>	Stub Shaft	26	37	50	136.5
2.5 TDi 4motion (128 kW)	2004.07-2009.11	6MT	until manufacturing date 2011	<b>261191</b>	Stub Shaft	26	42	60	135.5
2.5 TDi 4motion (96 kW)	2004.07-2009.11	6AT	All-wheel Drive;Bus Engine AXD/BNZ	<b>261238</b>	Stub Shaft	26	30	62	114.5
2.5 TDi 4motion (96 kW)	2004.07-2009.11	5MT	until manufacturing date 2011	<b>261190</b>	Stub Shaft	26	37	50	136.5
2.5 TDi 4motion (96 kW)	2004.07-2009.11	6MT	until manufacturing date 2011	<b>261191</b>	Stub Shaft	26	42	60	135.5
3.2 V6 (170 kW)	2004.02-2004.06	6MT	until manufacturing date 2011	<b>261191</b>	Stub Shaft	26	42	60	135.5
3.2 V6 (170 kW)	2004.02-2004.06	6AT	Bus Engine BDL	<b>261238</b>	Stub Shaft	26	30	62	114.5
3.2 V6 (170 kW)	2004.02-2004.06	5MT	until manufacturing date 2011	<b>261190</b>	Stub Shaft	26	37	50	136.5
3.2 V6 (173 kW)	2004.02-2009.11	6MT	until manufacturing date 2011	<b>261191</b>	Stub Shaft	26	42	60	135.5
3.2 V6 (173 kW)	2004.02-2009.11	6AT	Bus Engine BKK/CFLA	<b>261238</b>	Stub Shaft	26	30	62	114.5

	 YEAR	TRANSM	REMARKS	GSP Ref.	PRODUCT	Technical Specifications				
						A	B	C	L	
<b>VOLKSWAGEN</b>										
<b>TRANSPORTER / CARAVELLE V (7HB, 7HJ, 7EB, 7EJ, 7EF)</b>										
3.2 V6 (173 kW)	2004.02-	2009.11	5MT	until manufacturing date 2011	261190	Stub Shaft	26	37	50	136.5
3.2 V6 4motion (173 kW)	2003.11-	2009.11	6AT	All-wheel Drive;Bus Engine BKK/CFLA	261238	Stub Shaft	26	30	62	114.5
3.2 V6 4motion (173 kW)	2003.11-	2009.11	5MT	until manufacturing date 2011	261190	Stub Shaft	26	37	50	136.5
3.2 V6 4motion (173 kW)	2003.11-	2009.11	6MT	until manufacturing date 2011	261191	Stub Shaft	26	42	60	135.5
<b>TRANSPORTER MK V (7HA, 7HH, 7EA, 7EH)</b>										
3.2 4motion (170 kW)	2003.11-	2006.06	6AT	All-wheel Drive;Box Engine BDL	261238	Stub Shaft	26	30	62	114.5
3.2 4motion (170 kW)	2003.11-	2006.06	5MT	until manufacturing date 2011	261190	Stub Shaft	26	37	50	136.5
3.2 4motion (170 kW)	2003.11-	2006.06	6MT	until manufacturing date 2011	261191	Stub Shaft	26	42	60	135.5
<b>TRANSPORTER MK V (7JD, 7JE, 7JL, 7JY, 7JZ)</b>										
3.2 4motion (170 kW)	2003.11-	2009.11	6AT	All-wheel Drive;Platform/Chassis Engine BDL	261238	Stub Shaft	26	30	62	114.5
3.2 4motion (170 kW)	2003.11-	2009.11	5MT	until manufacturing date 2011	261190	Stub Shaft	26	37	50	136.5
3.2 4motion (170 kW)	2003.11-	2009.11	6MT	until manufacturing date 2011	261191	Stub Shaft	26	42	60	135.5
<b>TRANSPORTER V (7HA, 7HH, 7EA, 7EH)</b>										
1.9 TDi (62 kW)	2006.01-	2009.11	6MT	until manufacturing date 2011	261191	Stub Shaft	26	42	60	135.5
1.9 TDi (62 kW)	2006.01-	2009.11	6AT	Box Engine BRR	261238	Stub Shaft	26	30	62	114.5
1.9 TDi (62 kW)	2006.01-	2009.11	5MT	until manufacturing date 2011	261190	Stub Shaft	26	37	50	136.5
1.9 TDi (63 kW)	2003.04-	2009.11	6AT	Box Engine AXC	261238	Stub Shaft	26	30	62	114.5
1.9 TDi (63 kW)	2003.04-	2009.11	5MT	until manufacturing date 2011	261190	Stub Shaft	26	37	50	136.5
1.9 TDi (63 kW)	2003.04-	2009.11	6MT	until manufacturing date 2011	261191	Stub Shaft	26	42	60	135.5
1.9 TDi (75 kW)	2006.06-	2009.11	6MT	until manufacturing date 2011	261191	Stub Shaft	26	42	60	135.5
1.9 TDi (75 kW)	2006.06-	2009.11	6AT	Box Engine BRS	261238	Stub Shaft	26	30	62	114.5
1.9 TDi (75 kW)	2006.06-	2009.11	5MT	until manufacturing date 2011	261190	Stub Shaft	26	37	50	136.5
1.9 TDi (77 kW)	2003.04-	2009.11	6AT	Box Engine AXB	261238	Stub Shaft	26	30	62	114.5
1.9 TDi (77 kW)	2003.04-	2009.11	5MT	until manufacturing date 2011	261190	Stub Shaft	26	37	50	136.5
1.9 TDi (77 kW)	2003.04-	2009.11	6MT	until manufacturing date 2011	261191	Stub Shaft	26	42	60	135.5
2.0 (85 kW)	2003.11-		6MT	until manufacturing date 2011	261191	Stub Shaft	26	42	60	135.5
2.0 (85 kW)	2003.11-		6AT	Box Engine AXA	261238	Stub Shaft	26	30	62	114.5
2.0 (85 kW)	2003.11-		6MT	from manufacturing date 2012	261213	Stub Shaft	42	42	60	135.5
2.0 (85 kW)	2003.11-		5MT	until manufacturing date 2011	261190	Stub Shaft	26	37	50	136.5
2.0 (85 kW)	2003.11-		5MT	from manufacturing date 2012	261216	Stub Shaft	26	37	50	145
2.0 BITDi (132 kW)	2009.09-		6MT	until manufacturing date 2011	261191	Stub Shaft	26	42	60	135.5
2.0 BITDi (132 kW)	2009.09-		6AT	Box Engine CFCA	261238	Stub Shaft	26	30	62	114.5
2.0 BITDi (132 kW)	2009.09-		6MT	from manufacturing date 2012	261213	Stub Shaft	42	42	60	135.5
2.0 BITDi (132 kW)	2009.09-		5MT	until manufacturing date 2011	261190	Stub Shaft	26	37	50	136.5
2.0 BITDi (132 kW)	2009.09-		5MT	from manufacturing date 2012	261216	Stub Shaft	26	37	50	145
2.0 BITDi 4motion (132 kW)	2009.09-		6AT	All-wheel Drive;Box Engine CFCA	261238	Stub Shaft	26	30	62	114.5
2.0 BITDi 4motion (132 kW)	2009.09-		5MT	until manufacturing date 2011	261190	Stub Shaft	26	37	50	136.5
2.0 BITDi 4motion (132 kW)	2009.09-		6MT	from manufacturing date 2012	261213	Stub Shaft	42	42	60	135.5
2.0 BITDi 4motion (132 kW)	2009.09-		5MT	from manufacturing date 2012	261216	Stub Shaft	26	37	50	145
2.0 BITDi 4motion (132 kW)	2009.09-		6MT	until manufacturing date 2011	261191	Stub Shaft	26	42	60	135.5
2.0 TDi (100 kW)	2010.05-		6MT	until manufacturing date 2011	261191	Stub Shaft	26	42	60	135.5
2.0 TDi (100 kW)	2010.05-		6AT	Box Engine CAAE/CCHB	261238	Stub Shaft	26	30	62	114.5
2.0 TDi (100 kW)	2010.05-		6MT	from manufacturing date 2012	261213	Stub Shaft	42	42	60	135.5
2.0 TDi (100 kW)	2010.05-		5MT	until manufacturing date 2011	261190	Stub Shaft	26	37	50	136.5
2.0 TDi (100 kW)	2010.05-		5MT	from manufacturing date 2012	261216	Stub Shaft	26	37	50	145
2.0 TDi (103 kW)	2009.09-		6MT	until manufacturing date 2011	261191	Stub Shaft	26	42	60	135.5
2.0 TDi (103 kW)	2009.09-		6AT	Box Engine CAAC/CCHA	261238	Stub Shaft	26	30	62	114.5
2.0 TDi (103 kW)	2009.09-		6MT	from manufacturing date 2012	261213	Stub Shaft	42	42	60	135.5
2.0 TDi (103 kW)	2009.09-		5MT	until manufacturing date 2011	261190	Stub Shaft	26	37	50	136.5
2.0 TDi (103 kW)	2009.09-		5MT	from manufacturing date 2012	261216	Stub Shaft	26	37	50	145
2.0 TDi (62 kW)	2009.09-		6MT	until manufacturing date 2011	261191	Stub Shaft	26	42	60	135.5
2.0 TDi (62 kW)	2009.09-		6AT	Box Engine CAAA	261238	Stub Shaft	26	30	62	114.5
2.0 TDi (62 kW)	2009.09-		6MT	from manufacturing date 2012	261213	Stub Shaft	42	42	60	135.5
2.0 TDi (62 kW)	2009.09-		5MT	until manufacturing date 2011	261190	Stub Shaft	26	37	50	136.5
2.0 TDi (62 kW)	2009.09-		5MT	from manufacturing date 2012	261216	Stub Shaft	26	37	50	145
2.0 TDi (75 kW)	2009.09-		6MT	until manufacturing date 2011	261191	Stub Shaft	26	42	60	135.5
2.0 TDi (75 kW)	2009.09-		6AT	Box Engine CAAB	261238	Stub Shaft	26	30	62	114.5
2.0 TDi (75 kW)	2009.09-		6MT	from manufacturing date 2012	261213	Stub Shaft	42	42	60	135.5
2.0 TDi (75 kW)	2009.09-		5MT	until manufacturing date 2011	261190	Stub Shaft	26	37	50	136.5
2.0 TDi (75 kW)	2009.09-		5MT	from manufacturing date 2012	261216	Stub Shaft	26	37	50	145
2.0 TDi (84 kW)	2011.05-		6MT	until manufacturing date 2011	261191	Stub Shaft	26	42	60	135.5

	 YEAR	TRANSM	REMARKS	GSP Ref.	PRODUCT	Technical Specifications			
						A	B	C	L
<b>VOLKSWAGEN</b>									
<b>TRANSPORTER V (7HA, 7HH, 7EA, 7EH)</b>									
2.0 TDi (84 kW)	2011.05-	6AT	Box Engine CAAD	<b>261238</b>	Stub Shaft	26	30	62	114.5
2.0 TDi (84 kW)	2011.05-	6MT	from manufacturing date 2012	<b>261213</b>	Stub Shaft	42	42	60	135.5
2.0 TDi (84 kW)	2011.05-	5MT	until manufacturing date 2011	<b>261190</b>	Stub Shaft	26	37	50	136.5
2.0 TDi (84 kW)	2011.05-	5MT	from manufacturing date 2012	<b>261216</b>	Stub Shaft	26	37	50	145
2.0 TDi 4motion (100 kW)	2010.05-	6AT	All-wheel Drive;Box Engine CAAE/CCHB	<b>261238</b>	Stub Shaft	26	30	62	114.5
2.0 TDi 4motion (100 kW)	2010.05-	5MT	until manufacturing date 2011	<b>261190</b>	Stub Shaft	26	37	50	136.5
2.0 TDi 4motion (100 kW)	2010.05-	6MT	from manufacturing date 2012	<b>261213</b>	Stub Shaft	42	42	60	135.5
2.0 TDi 4motion (100 kW)	2010.05-	5MT	from manufacturing date 2012	<b>261216</b>	Stub Shaft	26	37	50	145
2.0 TDi 4motion (100 kW)	2010.05-	6MT	until manufacturing date 2011	<b>261191</b>	Stub Shaft	26	42	60	135.5
2.0 TDi 4motion (103 kW)	2009.09-	6AT	All-wheel Drive;Box Engine CAAC/CCHA	<b>261238</b>	Stub Shaft	26	30	62	114.5
2.0 TDi 4motion (103 kW)	2009.09-	5MT	until manufacturing date 2011	<b>261190</b>	Stub Shaft	26	37	50	136.5
2.0 TDi 4motion (103 kW)	2009.09-	6MT	from manufacturing date 2012	<b>261213</b>	Stub Shaft	42	42	60	135.5
2.0 TDi 4motion (103 kW)	2009.09-	5MT	from manufacturing date 2012	<b>261216</b>	Stub Shaft	26	37	50	145
2.0 TDi 4motion (103 kW)	2009.09-	6MT	until manufacturing date 2011	<b>261191</b>	Stub Shaft	26	42	60	135.5
2.0 TSi (110 kW)	2012.07-	6MT	until manufacturing date 2011	<b>261191</b>	Stub Shaft	26	42	60	135.5
2.0 TSi (110 kW)	2012.07-	6AT	Box Engine CJKB	<b>261238</b>	Stub Shaft	26	30	62	114.5
2.0 TSi (110 kW)	2012.07-	6MT	from manufacturing date 2012	<b>261213</b>	Stub Shaft	42	42	60	135.5
2.0 TSi (110 kW)	2012.07-	5MT	until manufacturing date 2011	<b>261190</b>	Stub Shaft	26	37	50	136.5
2.0 TSi (110 kW)	2012.07-	5MT	from manufacturing date 2012	<b>261216</b>	Stub Shaft	26	37	50	145
2.0 TSi (150 kW)	2011.05-	6MT	until manufacturing date 2011	<b>261191</b>	Stub Shaft	26	42	60	135.5
2.0 TSi (150 kW)	2011.05-	6AT	Box Engine CJKA	<b>261238</b>	Stub Shaft	26	30	62	114.5
2.0 TSi (150 kW)	2011.05-	6MT	from manufacturing date 2012	<b>261213</b>	Stub Shaft	42	42	60	135.5
2.0 TSi (150 kW)	2011.05-	5MT	until manufacturing date 2011	<b>261190</b>	Stub Shaft	26	37	50	136.5
2.0 TSi (150 kW)	2011.05-	5MT	from manufacturing date 2012	<b>261216</b>	Stub Shaft	26	37	50	145
2.0 TSi 4motion (150 kW)	2011.07-	6AT	All-wheel Drive;Box Engine CJKA	<b>261238</b>	Stub Shaft	26	30	62	114.5
2.0 TSi 4motion (150 kW)	2011.07-	5MT	until manufacturing date 2011	<b>261190</b>	Stub Shaft	26	37	50	136.5
2.0 TSi 4motion (150 kW)	2011.07-	6MT	from manufacturing date 2012	<b>261213</b>	Stub Shaft	42	42	60	135.5
2.0 TSi 4motion (150 kW)	2011.07-	5MT	from manufacturing date 2012	<b>261216</b>	Stub Shaft	26	37	50	145
2.0 TSi 4motion (150 kW)	2011.07-	6MT	until manufacturing date 2011	<b>261191</b>	Stub Shaft	26	42	60	135.5
2.5 TDi (128 kW)	2003.04-2009.11	6MT	until manufacturing date 2011	<b>261191</b>	Stub Shaft	26	42	60	135.5
2.5 TDi (128 kW)	2003.04-2009.11	6AT	Box Engine AXE/BPC	<b>261238</b>	Stub Shaft	26	30	62	114.5
2.5 TDi (128 kW)	2003.04-2009.11	5MT	until manufacturing date 2011	<b>261190</b>	Stub Shaft	26	37	50	136.5
2.5 TDi (96 kW)	2003.04-2009.11	6MT	until manufacturing date 2011	<b>261191</b>	Stub Shaft	26	42	60	135.5
2.5 TDi (96 kW)	2003.04-2009.11	6AT	Box Engine AXD/BNZ	<b>261238</b>	Stub Shaft	26	30	62	114.5
2.5 TDi (96 kW)	2003.04-2009.11	5MT	until manufacturing date 2011	<b>261190</b>	Stub Shaft	26	37	50	136.5
2.5 TDi 4motion (128 kW)	2004.07-2009.11	6AT	All-wheel Drive;Box Engine AXE/BPC	<b>261238</b>	Stub Shaft	26	30	62	114.5
2.5 TDi 4motion (128 kW)	2004.07-2009.11	5MT	until manufacturing date 2011	<b>261190</b>	Stub Shaft	26	37	50	136.5
2.5 TDi 4motion (128 kW)	2004.07-2009.11	6MT	until manufacturing date 2011	<b>261191</b>	Stub Shaft	26	42	60	135.5
2.5 TDi 4motion (96 kW)	2004.07-2009.11	6AT	All-wheel Drive;Box Engine AXD/BNZ	<b>261238</b>	Stub Shaft	26	30	62	114.5
2.5 TDi 4motion (96 kW)	2004.07-2009.11	5MT	until manufacturing date 2011	<b>261190</b>	Stub Shaft	26	37	50	136.5
2.5 TDi 4motion (96 kW)	2004.07-2009.11	6MT	until manufacturing date 2011	<b>261191</b>	Stub Shaft	26	42	60	135.5
3.2 4motion (173 kW)	2003.11-2009.11	6AT	All-wheel Drive;Box Engine BKK/CFLA	<b>261238</b>	Stub Shaft	26	30	62	114.5
3.2 4motion (173 kW)	2003.11-2009.11	5MT	until manufacturing date 2011	<b>261190</b>	Stub Shaft	26	37	50	136.5
3.2 4motion (173 kW)	2003.11-2009.11	6MT	until manufacturing date 2011	<b>261191</b>	Stub Shaft	26	42	60	135.5
3.2 V6 (170 kW)	2003.04-2004.06	6MT	until manufacturing date 2011	<b>261191</b>	Stub Shaft	26	42	60	135.5
3.2 V6 (170 kW)	2003.04-2004.06	6AT	Box Engine BDL	<b>261238</b>	Stub Shaft	26	30	62	114.5
3.2 V6 (170 kW)	2003.04-2004.06	5MT	until manufacturing date 2011	<b>261190</b>	Stub Shaft	26	37	50	136.5
3.2 V6 (173 kW)	2004.02-2009.11	6MT	until manufacturing date 2011	<b>261191</b>	Stub Shaft	26	42	60	135.5
3.2 V6 (173 kW)	2004.02-2009.11	6AT	Box Engine BKK/CFLA	<b>261238</b>	Stub Shaft	26	30	62	114.5
3.2 V6 (173 kW)	2004.02-2009.11	5MT	until manufacturing date 2011	<b>261190</b>	Stub Shaft	26	37	50	136.5
<b>TRANSPORTER V (7JD, 7JE, 7JL, 7JY, 7JZ)</b>									
1.9 TDi (62 kW)	2006.01-2009.11	6MT	until manufacturing date 2011	<b>261191</b>	Stub Shaft	26	42	60	135.5
1.9 TDi (62 kW)	2006.01-2009.11	6AT	Platform/Chassis Engine BRR	<b>261238</b>	Stub Shaft	26	30	62	114.5
1.9 TDi (62 kW)	2006.01-2009.11	5MT	until manufacturing date 2011	<b>261190</b>	Stub Shaft	26	37	50	136.5
1.9 TDi (63 kW)	2003.04-2009.11	6MT	until manufacturing date 2011	<b>261191</b>	Stub Shaft	26	42	60	135.5
1.9 TDi (63 kW)	2003.04-2009.11	6AT	Platform/Chassis Engine AXC	<b>261238</b>	Stub Shaft	26	30	62	114.5
1.9 TDi (63 kW)	2003.04-2009.11	5MT	until manufacturing date 2011	<b>261190</b>	Stub Shaft	26	37	50	136.5
1.9 TDi (75 kW)	2006.06-2009.11	6MT	until manufacturing date 2011	<b>261191</b>	Stub Shaft	26	42	60	135.5
1.9 TDi (75 kW)	2006.06-2009.11	6AT	Platform/Chassis Engine BRS	<b>261238</b>	Stub Shaft	26	30	62	114.5
1.9 TDi (75 kW)	2006.06-2009.11	5MT	until manufacturing date 2011	<b>261190</b>	Stub Shaft	26	37	50	136.5
1.9 TDi (77 kW)	2003.04-2009.11	6MT	until manufacturing date 2011	<b>261191</b>	Stub Shaft	26	42	60	135.5

	 YEAR	TRANSM	REMARKS	GSP Ref.	PRODUCT	Technical Specifications				
						A	B	C	L	
<b>VOLKSWAGEN</b>										
<b>TRANSPORTER V (7JD, 7JE, 7JL, 7JY, 7JZ)</b>										
1.9 TDi (77 kW)	2003.04-	2009.11	6AT	Platform/Chassis Engine AXB	<b>261238</b>	Stub Shaft	26	30	62	114.5
1.9 TDi (77 kW)	2003.04-	2009.11	5MT	until manufacturing date 2011	<b>261190</b>	Stub Shaft	26	37	50	136.5
2.0 (85 kW)	2003.11-		6MT	until manufacturing date 2011	<b>261191</b>	Stub Shaft	26	42	60	135.5
2.0 (85 kW)	2003.11-		6AT	Platform/Chassis Engine AXA	<b>261238</b>	Stub Shaft	26	30	62	114.5
2.0 (85 kW)	2003.11-		6MT	from manufacturing date 2012	<b>261213</b>	Stub Shaft	42	42	60	135.5
2.0 (85 kW)	2003.11-		5MT	until manufacturing date 2011	<b>261190</b>	Stub Shaft	26	37	50	136.5
2.0 (85 kW)	2003.11-		5MT	from manufacturing date 2012	<b>261216</b>	Stub Shaft	26	37	50	145
2.0 BITDi (132 kW)	2009.09-		6MT	until manufacturing date 2011	<b>261191</b>	Stub Shaft	26	42	60	135.5
2.0 BITDi (132 kW)	2009.09-		6AT	Platform/Chassis Engine CFCA	<b>261238</b>	Stub Shaft	26	30	62	114.5
2.0 BITDi (132 kW)	2009.09-		6MT	from manufacturing date 2012	<b>261213</b>	Stub Shaft	42	42	60	135.5
2.0 BITDi (132 kW)	2009.09-		5MT	until manufacturing date 2011	<b>261190</b>	Stub Shaft	26	37	50	136.5
2.0 BITDi (132 kW)	2009.09-		5MT	from manufacturing date 2012	<b>261216</b>	Stub Shaft	26	37	50	145
2.0 BITDi 4motion (132 kW)	2009.09-		6AT	All-wheel Drive;Platform/Chassis Engine CFCA	<b>261238</b>	Stub Shaft	26	30	62	114.5
2.0 BITDi 4motion (132 kW)	2009.09-		5MT	until manufacturing date 2011	<b>261190</b>	Stub Shaft	26	37	50	136.5
2.0 BITDi 4motion (132 kW)	2009.09-		6MT	from manufacturing date 2012	<b>261213</b>	Stub Shaft	42	42	60	135.5
2.0 BITDi 4motion (132 kW)	2009.09-		5MT	from manufacturing date 2012	<b>261216</b>	Stub Shaft	26	37	50	145
2.0 BITDi 4motion (132 kW)	2009.09-		6MT	until manufacturing date 2011	<b>261191</b>	Stub Shaft	26	42	60	135.5
2.0 TDi (100 kW)	2010.05-		6MT	until manufacturing date 2011	<b>261191</b>	Stub Shaft	26	42	60	135.5
2.0 TDi (100 kW)	2010.05-		6AT	Platform/Chassis Engine CAAE	<b>261238</b>	Stub Shaft	26	30	62	114.5
2.0 TDi (100 kW)	2010.05-		6MT	from manufacturing date 2012	<b>261213</b>	Stub Shaft	42	42	60	135.5
2.0 TDi (100 kW)	2010.05-		5MT	until manufacturing date 2011	<b>261190</b>	Stub Shaft	26	37	50	136.5
2.0 TDi (100 kW)	2010.05-		5MT	from manufacturing date 2012	<b>261216</b>	Stub Shaft	26	37	50	145
2.0 TDi (103 kW)	2009.09-		6MT	until manufacturing date 2011	<b>261191</b>	Stub Shaft	26	42	60	135.5
2.0 TDi (103 kW)	2009.09-		6AT	Platform/Chassis Engine CAAC	<b>261238</b>	Stub Shaft	26	30	62	114.5
2.0 TDi (103 kW)	2009.09-		6MT	from manufacturing date 2012	<b>261213</b>	Stub Shaft	42	42	60	135.5
2.0 TDi (103 kW)	2009.09-		5MT	until manufacturing date 2011	<b>261190</b>	Stub Shaft	26	37	50	136.5
2.0 TDi (103 kW)	2009.09-		5MT	from manufacturing date 2012	<b>261216</b>	Stub Shaft	26	37	50	145
2.0 TDi (62 kW)	2009.09-		6MT	until manufacturing date 2011	<b>261191</b>	Stub Shaft	26	42	60	135.5
2.0 TDi (62 kW)	2009.09-		6AT	Platform/Chassis Engine CAAA	<b>261238</b>	Stub Shaft	26	30	62	114.5
2.0 TDi (62 kW)	2009.09-		6MT	from manufacturing date 2012	<b>261213</b>	Stub Shaft	42	42	60	135.5
2.0 TDi (62 kW)	2009.09-		5MT	until manufacturing date 2011	<b>261190</b>	Stub Shaft	26	37	50	136.5
2.0 TDi (62 kW)	2009.09-		5MT	from manufacturing date 2012	<b>261216</b>	Stub Shaft	26	37	50	145
2.0 TDi (75 kW)	2009.09-		6MT	until manufacturing date 2011	<b>261191</b>	Stub Shaft	26	42	60	135.5
2.0 TDi (75 kW)	2009.09-		6AT	Platform/Chassis Engine CAAB	<b>261238</b>	Stub Shaft	26	30	62	114.5
2.0 TDi (75 kW)	2009.09-		6MT	from manufacturing date 2012	<b>261213</b>	Stub Shaft	42	42	60	135.5
2.0 TDi (75 kW)	2009.09-		5MT	until manufacturing date 2011	<b>261190</b>	Stub Shaft	26	37	50	136.5
2.0 TDi (75 kW)	2009.09-		5MT	from manufacturing date 2012	<b>261216</b>	Stub Shaft	26	37	50	145
2.0 TDi (84 kW)	2011.05-		6MT	until manufacturing date 2011	<b>261191</b>	Stub Shaft	26	42	60	135.5
2.0 TDi (84 kW)	2011.05-		6AT	Platform/Chassis Engine CAAD	<b>261238</b>	Stub Shaft	26	30	62	114.5
2.0 TDi (84 kW)	2011.05-		6MT	from manufacturing date 2012	<b>261213</b>	Stub Shaft	42	42	60	135.5
2.0 TDi (84 kW)	2011.05-		5MT	until manufacturing date 2011	<b>261190</b>	Stub Shaft	26	37	50	136.5
2.0 TDi (84 kW)	2011.05-		5MT	from manufacturing date 2012	<b>261216</b>	Stub Shaft	26	37	50	145
2.0 TDi 4motion (100 kW)	2010.05-		6AT	All-wheel Drive;Platform/Chassis Engine CAAE/CCHB	<b>261238</b>	Stub Shaft	26	30	62	114.5
2.0 TDi 4motion (100 kW)	2010.05-		5MT	until manufacturing date 2011	<b>261190</b>	Stub Shaft	26	37	50	136.5
2.0 TDi 4motion (100 kW)	2010.05-		6MT	from manufacturing date 2012	<b>261213</b>	Stub Shaft	42	42	60	135.5
2.0 TDi 4motion (100 kW)	2010.05-		5MT	from manufacturing date 2012	<b>261216</b>	Stub Shaft	26	37	50	145
2.0 TDi 4motion (100 kW)	2010.05-		6MT	until manufacturing date 2011	<b>261191</b>	Stub Shaft	26	42	60	135.5
2.0 TDi 4motion (103 kW)	2009.09-		6AT	All-wheel Drive;Platform/Chassis Engine CAAC	<b>261238</b>	Stub Shaft	26	30	62	114.5
2.0 TDi 4motion (103 kW)	2009.09-		5MT	until manufacturing date 2011	<b>261190</b>	Stub Shaft	26	37	50	136.5
2.0 TDi 4motion (103 kW)	2009.09-		6MT	from manufacturing date 2012	<b>261213</b>	Stub Shaft	42	42	60	135.5
2.0 TDi 4motion (103 kW)	2009.09-		5MT	from manufacturing date 2012	<b>261216</b>	Stub Shaft	26	37	50	145
2.0 TDi 4motion (103 kW)	2009.09-		6MT	until manufacturing date 2011	<b>261191</b>	Stub Shaft	26	42	60	135.5
2.0 TSi (110 kW)	2012.07-		6MT	until manufacturing date 2011	<b>261191</b>	Stub Shaft	26	42	60	135.5
2.0 TSi (110 kW)	2012.07-		6AT	Platform/Chassis Engine CJKB	<b>261238</b>	Stub Shaft	26	30	62	114.5
2.0 TSi (110 kW)	2012.07-		6MT	from manufacturing date 2012	<b>261213</b>	Stub Shaft	42	42	60	135.5
2.0 TSi (110 kW)	2012.07-		5MT	until manufacturing date 2011	<b>261190</b>	Stub Shaft	26	37	50	136.5
2.0 TSi (110 kW)	2012.07-		5MT	from manufacturing date 2012	<b>261216</b>	Stub Shaft	26	37	50	145
2.5 TDi (128 kW)	2003.04-	2009.11	6MT	until manufacturing date 2011	<b>261191</b>	Stub Shaft	26	42	60	135.5
2.5 TDi (128 kW)	2003.04-	2009.11	6AT	Platform/Chassis Engine AXE/BPC	<b>261238</b>	Stub Shaft	26	30	62	114.5
2.5 TDi (128 kW)	2003.04-	2009.11	5MT	until manufacturing date 2011	<b>261190</b>	Stub Shaft	26	37	50	136.5
2.5 TDi (96 kW)	2003.04-	2009.11	6MT	until manufacturing date 2011	<b>261191</b>	Stub Shaft	26	42	60	135.5

	 YEAR	TRANSM	REMARKS	GSP Ref.	PRODUCT	Technical Specifications				
						A	B	C	L	
<b>VOLKSWAGEN</b>										
<b>TRANSPORTER V (7JD, 7JE, 7JL, 7JY, 7JZ)</b>										
2.5 TDi (96 kW)	2003.04-	2009.11	6AT	Platform/Chassis Engine AXD/BNZ	<b>261238</b>	Stub Shaft	26	30	62	114.5
2.5 TDi (96 kW)	2003.04-	2009.11	5MT	until manufacturing date 2011	<b>261190</b>	Stub Shaft	26	37	50	136.5
2.5 TDi 4motion (128 kW)	2004.04-	2009.11	6AT	All-wheel Drive;Platform/Chassis Engine AXE/BPC	<b>261238</b>	Stub Shaft	26	30	62	114.5
2.5 TDi 4motion (128 kW)	2004.04-	2009.11	5MT	until manufacturing date 2011	<b>261190</b>	Stub Shaft	26	37	50	136.5
2.5 TDi 4motion (128 kW)	2004.04-	2009.11	6MT	until manufacturing date 2011	<b>261191</b>	Stub Shaft	26	42	60	135.5
2.5 TDi 4motion (96 kW)	2004.07-	2009.11	6AT	All-wheel Drive;Platform/Chassis Engine AXD/BNZ	<b>261238</b>	Stub Shaft	26	30	62	114.5
2.5 TDi 4motion (96 kW)	2004.07-	2009.11	5MT	until manufacturing date 2011	<b>261190</b>	Stub Shaft	26	37	50	136.5
2.5 TDi 4motion (96 kW)	2004.07-	2009.11	6MT	until manufacturing date 2011	<b>261191</b>	Stub Shaft	26	42	60	135.5
3.2 V6 (170 kW)	2004.02-	2009.11	6MT	until manufacturing date 2011	<b>261191</b>	Stub Shaft	26	42	60	135.5
3.2 V6 (170 kW)	2004.02-	2009.11	6AT	Platform/Chassis Engine BDL	<b>261238</b>	Stub Shaft	26	30	62	114.5
3.2 V6 (170 kW)	2004.02-	2009.11	5MT	until manufacturing date 2011	<b>261190</b>	Stub Shaft	26	37	50	136.5
3.2 V6 (173 kW)	2003.08-	2006.05	6MT	until manufacturing date 2011	<b>261191</b>	Stub Shaft	26	42	60	135.5
3.2 V6 (173 kW)	2003.08-	2006.05	6AT	Platform/Chassis Engine BKK	<b>261238</b>	Stub Shaft	26	30	62	114.5
3.2 V6 (173 kW)	2003.08-	2006.05	5MT	until manufacturing date 2011	<b>261190</b>	Stub Shaft	26	37	50	136.5
<b>TRANSPORTER VI (SFD, SFE, SFL, SFZ)</b>										
2.0 TDi (103 kW)	2015.04		6MT	Platform/Chassis Engine CAAC	<b>261213</b>	Stub Shaft	42	42	60	135.5
2.0 TDi (103 kW)	2015.04		5MT	Platform/Chassis Engine CAAC	<b>261216</b>	Stub Shaft	26	37	50	145
2.0 TDi (132 kW)	2015.04		6MT	Platform/Chassis Engine CFCA	<b>261213</b>	Stub Shaft	42	42	60	135.5
2.0 TDi (132 kW)	2015.04		5MT	Platform/Chassis Engine CFCA	<b>261216</b>	Stub Shaft	26	37	50	145
2.0 TDi (62 kW)	2015.04		6MT	Platform/Chassis Engine CAAA	<b>261213</b>	Stub Shaft	42	42	60	135.5
2.0 TDi (62 kW)	2015.04		5MT	Platform/Chassis Engine CAAA	<b>261216</b>	Stub Shaft	26	37	50	145
2.0 TDi (75 kW)	2015.04		6MT	Platform/Chassis Engine CAAB	<b>261213</b>	Stub Shaft	42	42	60	135.5
2.0 TDi (75 kW)	2015.04		5MT	Platform/Chassis Engine CAAB	<b>261216</b>	Stub Shaft	26	37	50	145
2.0 TDi 4motion (103 kW)	2015.06		6MT	Platform/Chassis Engine CAAC	<b>261213</b>	Stub Shaft	42	42	60	135.5
2.0 TDi 4motion (103 kW)	2015.06		5MT	Platform/Chassis Engine CAAC	<b>261216</b>	Stub Shaft	26	37	50	145
2.0 TDi 4motion (132 kW)	2015.06		6MT	Platform/Chassis Engine CFCA	<b>261213</b>	Stub Shaft	42	42	60	135.5
2.0 TDi 4motion (132 kW)	2015.06		5MT	Platform/Chassis Engine CFCA	<b>261216</b>	Stub Shaft	26	37	50	145
2.0 TSi (110 kW)	2015.04		6MT	Platform/Chassis Engine CJKB	<b>261213</b>	Stub Shaft	42	42	60	135.5
2.0 TSi (110 kW)	2015.04		5MT	Platform/Chassis Engine CJKB	<b>261216</b>	Stub Shaft	26	37	50	145
<b>TRANSPORTER VI (SGA, SGH)</b>										
2.0 TDi (103 kW)	2015.04		6MT	Box Engine CAAC	<b>261213</b>	Stub Shaft	42	42	60	135.5
2.0 TDi (103 kW)	2015.04		5MT	Box Engine CAAC	<b>261216</b>	Stub Shaft	26	37	50	145
2.0 TDi (110 kW)	2015.04		6MT	Box Engine CXFA/CXHA	<b>261213</b>	Stub Shaft	42	42	60	135.5
2.0 TDi (110 kW)	2015.04		5MT	Box Engine CXFA/CXHA	<b>261216</b>	Stub Shaft	26	37	50	145
2.0 TDi (132 kW)	2015.04		6MT	Box Engine CFCA	<b>261213</b>	Stub Shaft	42	42	60	135.5
2.0 TDi (132 kW)	2015.04		5MT	Box Engine CFCA	<b>261216</b>	Stub Shaft	26	37	50	145
2.0 TDi (150 kW)	2015.06		6MT	Box Engine CXEB	<b>261213</b>	Stub Shaft	42	42	60	135.5
2.0 TDi (150 kW)	2015.06		5MT	Box Engine CXEB	<b>261216</b>	Stub Shaft	26	37	50	145
2.0 TDi (62 kW)	2015.04		6MT	Box Engine CAAC/CXGA	<b>261213</b>	Stub Shaft	42	42	60	135.5
2.0 TDi (62 kW)	2015.04		5MT	Box Engine CAAC/CXGA	<b>261216</b>	Stub Shaft	26	37	50	145
2.0 TDi (75 kW)	2015.04		6MT	Box Engine CAAB/CXGB	<b>261213</b>	Stub Shaft	42	42	60	135.5
2.0 TDi (75 kW)	2015.04		5MT	Box Engine CAAB/CXGB	<b>261216</b>	Stub Shaft	26	37	50	145
2.0 TDi 4motion (103 kW)	2015.06		6MT	Box Engine CAAC	<b>261213</b>	Stub Shaft	42	42	60	135.5
2.0 TDi 4motion (103 kW)	2015.06		5MT	Box Engine CAAC	<b>261216</b>	Stub Shaft	26	37	50	145
2.0 TDi 4motion (132 kW)	2015.06		6MT	Box Engine CFCA	<b>261213</b>	Stub Shaft	42	42	60	135.5
2.0 TDi 4motion (132 kW)	2015.06		5MT	Box Engine CFCA	<b>261216</b>	Stub Shaft	26	37	50	145
2.0 TDi 4motion (150 kW)	2015.06		6MT	Box Engine CXEB	<b>261213</b>	Stub Shaft	42	42	60	135.5
2.0 TDi 4motion (150 kW)	2015.06		5MT	Box Engine CXEB	<b>261216</b>	Stub Shaft	26	37	50	145
2.0 TSi (110 kW)	2015.04		6MT	Box Engine CJKB	<b>261213</b>	Stub Shaft	42	42	60	135.5
2.0 TSi (110 kW)	2015.04		5MT	Box Engine CJKB	<b>261216</b>	Stub Shaft	26	37	50	145
2.0 TSi (150 kW)	2015.04		6MT	Box Engine CJKA	<b>261213</b>	Stub Shaft	42	42	60	135.5
2.0 TSi (150 kW)	2015.04		5MT	Box Engine CJKA	<b>261216</b>	Stub Shaft	26	37	50	145
2.0 TSi 4motion (150 kW)	2015.06		6MT	Box Engine CJKA	<b>261213</b>	Stub Shaft	42	42	60	135.5
2.0 TSi 4motion (150 kW)	2015.06		5MT	Box Engine CJKA	<b>261216</b>	Stub Shaft	26	37	50	145
<b>TRANSPORTER VI (SGB, SGG, SGJ)</b>										
2.0 TDi (103 kW)	2015.04		6MT	Bus Engine CAAC	<b>261213</b>	Stub Shaft	42	42	60	135.5
2.0 TDi (103 kW)	2015.04		5MT	Bus Engine CAAC	<b>261216</b>	Stub Shaft	26	37	50	145
2.0 TDi (110 kW)	2015.04		6MT	Bus Engine CXFA/CXHA	<b>261213</b>	Stub Shaft	42	42	60	135.5
2.0 TDi (110 kW)	2015.04		5MT	Bus Engine CXFA/CXHA	<b>261216</b>	Stub Shaft	26	37	50	145
2.0 TDi (132 kW)	2015.04		6MT	Bus Engine CFCA	<b>261213</b>	Stub Shaft	42	42	60	135.5
2.0 TDi (132 kW)	2015.04		5MT	Bus Engine CFCA	<b>261216</b>	Stub Shaft	26	37	50	145

	 YEAR	TRANSM	REMARKS	GSP Ref.	PRODUCT	Technical Specifications			
						A	B	C	L
<b>VOLKSWAGEN</b>									
<b>TRANSPORTER VI (SGB, SGG, SGJ)</b>									
2.0 TDi (150 kW)	2015.06	6MT	Bus Engine CXEB	<b>261213</b>	Stub Shaft	42	42	60	135.5
2.0 TDi (150 kW)	2015.06	5MT	Bus Engine CXEB	<b>261216</b>	Stub Shaft	26	37	50	145
2.0 TDi (62 kW)	2015.04	6MT	Bus Engine CAAA/CXGA	<b>261213</b>	Stub Shaft	42	42	60	135.5
2.0 TDi (62 kW)	2015.04	5MT	Bus Engine CAAA/CXGA	<b>261216</b>	Stub Shaft	26	37	50	145
2.0 TDi (75 kW)	2015.04	6MT	Bus Engine CAAB/CXGB	<b>261213</b>	Stub Shaft	42	42	60	135.5
2.0 TDi (75 kW)	2015.04	5MT	Bus Engine CAAB/CXGB	<b>261216</b>	Stub Shaft	26	37	50	145
2.0 TDi 4motion (103 kW)	2015.06	6MT	Bus Engine CAAC	<b>261213</b>	Stub Shaft	42	42	60	135.5
2.0 TDi 4motion (103 kW)	2015.06	5MT	Bus Engine CAAC	<b>261216</b>	Stub Shaft	26	37	50	145
2.0 TDi 4motion (132 kW)	2015.06	6MT	Bus Engine CFCA	<b>261213</b>	Stub Shaft	42	42	60	135.5
2.0 TDi 4motion (132 kW)	2015.06	5MT	Bus Engine CFCA	<b>261216</b>	Stub Shaft	26	37	50	145
2.0 TDi 4motion (150 kW)	2015.06	6MT	Bus Engine CXEB	<b>261213</b>	Stub Shaft	42	42	60	135.5
2.0 TDi 4motion (150 kW)	2015.06	5MT	Bus Engine CXEB	<b>261216</b>	Stub Shaft	26	37	50	145
2.0 TSi (110 kW)	2015.04	6MT	Bus Engine CJKB	<b>261213</b>	Stub Shaft	42	42	60	135.5
2.0 TSi (110 kW)	2015.04	5MT	Bus Engine CJKB	<b>261216</b>	Stub Shaft	26	37	50	145
2.0 TSi (150 kW)	2015.04	6MT	Bus Engine CJKA	<b>261213</b>	Stub Shaft	42	42	60	135.5
2.0 TSi (150 kW)	2015.04	5MT	Bus Engine CJKA	<b>261216</b>	Stub Shaft	26	37	50	145
2.0 TSi 4motion (150 kW)	2015.06	6MT	Bus Engine CJKA	<b>261213</b>	Stub Shaft	42	42	60	135.5
2.0 TSi 4motion (150 kW)	2015.06	5MT	Bus Engine CJKA	<b>261216</b>	Stub Shaft	26	37	50	145

<b>GSP No.</b>	<b>Brand</b>	<b>OE No.</b>
261190	VW	02Z409345B
261190	SPIDAN	25394
261190	FEBI	39890
261190	FEBI	45931
261190	GKN	305617
261191	VW	0A5409343
261191	FEBI	39888
261191	SPIDAN	25702
261191	GKN	305616
261192	VW	02N409345
261192	VW	02N409345A
261192	FORD	1121392
261192	FORD	YM213A426BA
261192	FORD	1313097
261192	FORD	3M213A426AA
261193	VW	02N409344E
261193	FORD	1140358
261193	FORD	1140359
261193	FORD	1M213B428AA
261193	FORD	1M213B428BA
261213	VW	0A5409343B
261214	VW	0A6409343C
261215	VW	0A5409343A
261216	VW	02Z409345D
261237	VW	02Q409345
261238	VW	09K409352
261238	GKN	305618

**GSP GROUP**

No.1 Gaoxiang Road, High-tech Industrial Zone  
Ouhai District, Wenzhou,China.  
Tel. +86-577-86293118 86293268  
Fax.+86-577-86293313  
E-mail:internationalsales@gsp.cn  
Http://www.gsp.cn

**GSP North America (East Coast)**

298 Commercial Road  
Spartanburg SC 29303  
Tel. +1-864-578-6900  
Toll Free.+1-800-243-7225  
Fax.+1-864-578-6978  
E-mail:info@gspnorthamerica.com

**GSP North America (West Coast)**

16000 Canary Ave.  
La Mirada, CA 90638  
Tel. +1-562-926-3525  
Fax.+1-562-376-8550  
E-mail:sales@gspnorthamerica.com

**GSP Europe GmbH**

Vogelsanger Weg 8  
50354 Hürth  
Germany  
Tel: +49 22 33 - 979 28 70  
Fax: +49 22 33 - 979 28 72  
Email: info@gsp-europe.com

**GSP Latin America,Inc**

1390 South Dixie Highway, Suite 1107  
Coral Gables, FL 33146  
Tel: +1 305 663.9340  
Fax: +1 305 663.9392  
E-mail:info@gsplatinamerica.com

**WENZHOU GUANSHENG PRECISION CO.,LTD.**

No.1 Oujing Road, Sanxi Industrial Zone,  
Ouhai Economy Development District,Wenzhou,China  
Tel: +86-577-86251005  
Fax: +86-577-86256001  
E-mail: internationalsales@gsp.cn

