

GSP AUTO PARTS

CAT.NO.8D1016/E

**CENTRE BEARINGS AND
FLEXIBLE COUPLINGS
CATALOGUE 2016**

GENERAL INDEX

Vehicle Index	Page.I-VII
Application	Page.001-115
Cross References List And Photo	Page.116-131
Numerical list	Page.132-137

GSP Number Remark

510925 Without Kit

510925S With Kit

510925	510925S
OPEL Ref.No. 03 52 319	OPEL Ref.No. 03 52 319
	

MAKE-MODEL	PAGE	MAKE-MODEL	PAGE	MAKE-MODEL	PAGE
AUDI		CHECKER		CHEVROLET	
Q3	1	MARATHON	27	K2500 SUBURBAN	31
BMW		CHEVROLET		K30	31
02 (E10)	1	ASTRO	27	K30 PICKUP	31
02 TOURING (E6)	1	AVALANCHE	27	K3500	31
1 (E81)	1	AVALANCHE 1500	27	K5 BLAZER	31
1 (E82)	1	AVALANCHE 2500	27	KINGSWOOD	31
1 (E87)	2	B7	27	LUMINA APV	31
1 (E88)	2	BEL AIR	27	P10	31
1 (F20)	2	BISCAYNE	27	P10 SERIES	31
1500-2000 (115, 116, 118, 121)	3	BLAZER	27	P10 VAN	31
2000-3.2 (E9)	3	BROOKWOOD	27	P20	31
3 (E21)	3	C10	28	P20 SERIES	31
3 (E30)	3	C10 PANEL	28	P20 VAN	31
3 (E36)	5	C10 PICKUP	28	P30	31
3 (E46)	6	C10 SUBURBAN	28	P30 SERIES	31
3 (E90)	8	C1500	28	P30 VAN	32
3 (E92)	9	C1500 SUBURBAN	28	R10	32
3 (E93)	10	C20	28	R10 SUBURBAN	32
3 (F30, F35, F80)	11	C20 PANEL	28	R1500 SUBURBAN	32
3 COMPACT (E36)	11	C20 PICKUP	28	R20	32
3 COMPACT (E46)	11	C20 SUBURBAN	28	R20 SUBURBAN	32
3 TOURING (E30)	12	C2500	28	R2500	32
3 TOURING (E36)	12	C2500 SUBURBAN	28	R2500 SUBURBAN	32
3 TOURING (E46)	12	C30	29	R30	32
3 TOURING (E91)	13	C30 PANEL	29	R3500	32
5 (E12)	14	C30 PICKUP	29	S10	32
5 (E28)	15	C3500	29	S10 BLAZER	32
5 (E34)	16	C3500HD	29	SILVERADO 1500	32
5 (E39)	16	C40	29	SILVERADO 1500 HD	32
5 (E60)	17	C50	29	SILVERADO 2500	32
5 (F10, F18)	19	C5500 KODIAK	29	SILVERADO 2500 HD	32
5 GRAN TURISMO (F07)	19	C60	29	SILVERADO 3500	32
5 TOURING (E34)	19	C60 KODIAK	29	SILVERADO 3500 HD	32
5 TOURING (E39)	19	C6500 KODIAK	29	SONORA	32
5 TOURING (E61)	20	C70	29	SUBURBAN 1500	32
5 TOURING (F11)	21	C70 KODIAK	29	SUBURBAN 2500	32
6 (E24)	22	C7500 KODIAK	29	T6500	33
6 (E63)	22	CAPRICE	29	T7500	33
6 (E64)	22	CAPTIVA (C100)	30	TAHOE	33
6 (F12)	23	DEL RAY	30	TOWNSMAN	33
6 (F13)	23	EL CAMINO	30	TRUCK	33
6 GRAN (F06)	23	EXPRESS 1500	30	V10	33
7 (E23)	23	EXPRESS 2500	30	V10 SUBURBAN	33
7 (E32)	23	EXPRESS 3500	30	V1500 SUBURBAN	33
7 (E38)	24	G10	30	V20	33
7 (E65, E66, E67)	24	G10 VAN	30	V20 SUBURBAN	33
7 (F01, F02, F03, F04)	24	G20	30	V2500 SUBURBAN	33
8 (E31)	24	G20 VAN	30	V30	33
X1 (E84)	24	G30	30	V3500	33
X3 (E83)	25	G30 VAN	30	CITROEN	
X3 (F25)	25	IMPALA	30	BX (XB-_)	33
X5 (E53)	25	K10	30	BX BREAK (XB-_)	33
X5 (E70)	26	K10 PICKUP	30	C15 (VD-_)	34
X6 (E71, E72)	26	K10 SUBURBAN	30	C-CROSSER	34
Z1	26	K1500	30	LNA	34
Z3 (E36)	26	K1500 SUBURBAN	30	VISA	34
Z4 (E85)	27	K20	31	VISA II	34
Z4 (E86)	27	K20 PANEL	31	DAIHATSU	
Z4 (E89)	27	K20 PICKUP	31	TERIOS F700	34
Z8 (E52)	27	K20 SUBURBAN	31	TERIOS F710	34
		K2500	31		

MAKE-MODEL	PAGE	MAKE-MODEL	PAGE	MAKE-MODEL	PAGE
DODGE		DODGE		FORD	
A100 TRUCK	34	WM300 PICKUP	37	F800	40
A108 VAN	34	WM300 POWER WAGON	37	F8000	40
B100	34	FIAT		Falcon	40
B100 VAN	34	PANDA (141A_)	37	FIESTA IV JA	40
B150	34	PANDA (169)	37	FIESTA IV JB	40
B200	34	FORD		FT800	40
B200 VAN	34	AEROSTAR	37	GALAXY (WGR)	40
B250	34	BRONCO	37	L800	40
B300	34	BRONCO II	37	LN7000	40
B300 VAN	34	C800	37	LN800	40
B350	34	CF6000	37	LN8000	40
CARAVAN	35	CF7000	37	MONDEO GE	40
CB300	35	CF8000	37	P-500	40
D100	35	CLUB WAGON	38	RANGER	40
D100 PICKUP	35	E-100 ECONOLINE	38	RANGER (ES)	40
D100 SERIES	35	E-100 ECONOLINE CLUB WAGON	38	RANGER (ET)	40
D150	35	E-150	38	TOURNEO CUSTOM	40
D200	35	E-150 CLUB WAGON	38	TRANSIT	41
D200 PICKUP	35	E-150 ECONOLINE	38	TRANSIT (E_ _)	41
D200 SERIES	35	E-150 ECONOLINE CLUB WAGON	38	TRANSIT (FD_ _, FB_ _, FS_ _, FZ_ _, FC_ _)	42
D250	35	E-200 ECONOLINE	38	TRANSIT (FM_ _, FN_ _)	42
D300	35	E-250	38	TRANSIT CUSTOM	43
D300 PICKUP	35	E-250 ECONOLINE	38	TRANSIT TOURNEO	43
D300 SERIES	35	E-250 ECONOLINE CLUB WAGON	38	TRANSIT VAN (E_ _)	43
D350	35	E-300 ECONOLINE	38	TRANSIT VAN (FA_ _)	43
D400	35	E-350	38	GMC	
D450	35	E-350 CLUB WAGON	38	1000 SERIES	43
D50	35	E-350 ECONOLINE	38	1500 SERIES	43
D500	35	E-350 ECONOLINE CLUB WAGON	38	2500 SERIES	43
D501	35	E-450 ECONOLINE SUPER DUTY	38	B7	43
DAKOTA	35	E-450 ECONOLINE SUPER DUTY STRIPPED	38	C15	43
DURANGO	35	E-450 SUPER DUTY	38	C15 SUBURBAN	43
GRAND CARAVAN	36	E-450 SUPER DUTY STRIPPED CHASSIS	38	C15/C1500 PICKUP	43
M300	36	ECONOLINE SUPER DUTY	38	C15/C1500 SUBURBAN	44
M350	36	ESCAPE	38	C1500	44
P200	36	EVEREST (EP)	38	C1500 SUBURBAN	44
P300	36	EVEREST (EU)	38	C25	44
P375	36	EXCURSION	39	C25 SUBURBAN	44
RAM 1500 TRUCK	36	EXPLORER	39	C25/C2500 PICKUP	44
RAM 1500 VAN	36	F SERIES	39	C25/C2500 SUBURBAN	44
RAM 2500 TRUCK	36	F SUPER DUTY	39	C2500	44
RAM 2500 VAN	36	F-100	39	C2500 SUBURBAN	44
RAM 3500 TRUCK	36	F-100 PICKUP	39	C35	44
RAM 3500 VAN	36	F-150	39	C35/C3500 PICKUP	45
RAM 50	36	F-150 HERITAGE	39	C3500	45
RAM 51	36	F-250	39	C3500HD	45
RAM 52	36	F-250 PICKUP	39	C5000	45
RAMCHARGER	36	F-250 SUPER DUTY	39	C5000 TOPKICK	45
RD200	36	F-350	39	C6000	45
W100	36	F-350 PICKUP	39	C6000 TOPKICK	45
W100 PICKUP	36	F-350 SUPER DUTY	39	C6500 TOPKICK	45
W100 SERIES	36	F-450 SUPER DUTY	39	C7000	45
W150	36	F-500	39	C7000 TOPKICK	45
W200	36	F53	39	C7500 TOPKICK	45
W200 PICKUP	37	F-550 SUPER DUTY	39	G15	45
W200 SERIES	37	F59	39	G15/G1500 VAN	45
W250	37	F600	40	G1500	45
W300	37	F650	40	G25	45
W300 PICKUP	37	F700	40	G25/G2500 VAN	45
W300 SERIES	37	F7000	40	G2500	45
W350	37	F750	40	G35	45



MAKE-MODEL	PAGE	MAKE-MODEL	PAGE	MAKE-MODEL	PAGE
GMC		GMC		INTERNATIONAL	
G35/G3500 VAN	45	V3500	48	2574	51
G3500	46	YUKON	48	2575	51
I1000	46	YUKON XL 1500	49	2654	51
I1500	46	YUKON XL 2500	49	2674	51
I2500	46	HONDA		2675	51
I3500	46	CIVIC/CIVIC FERIO (EG_,EH1,EJ3)	49	3000	52
JIMMY	46	CIVIC/CIVIC FERIO (EK_,EJ9)	49	3000FE	52
K15	46	CR-V (RD1,RD2)	49	3000IC	52
K15 SUBURBAN	46	CR-V (RD4,RD5,RD6,RD7,RD9)	49	3000RE	52
K15/K1500 PICKUP	46	CR-V (RE3,RE4)	49	3200	52
K1500	46	DOMANI (MA4,MA5,MA6,MA7)	49	3400	52
K1500 SUBURBAN	46	DOMANI (MB3,MB4,MB5)	49	3600	52
K25	46	EDIX (BE1 ,BE2 ,BE3 ,BE4)	49	3700	52
K25/K2500 PICKUP	46	HR-V (GH1,GH2,GH3,GH4)	49	3800	52
K2500	46	INTEGRA (DC1,DC2,DB6,DB7,DB8,DB9)	49	3900FC	52
K2500 SUBURBAN	46	ODYSSEY I (RHD) (RA1,RA2,RA3,RA4,RA5)	49	4300LP	52
K35	46	PARTNER (EY6,EY7,EY8,EY9)	49	4400LP	52
K3500	46	STEPWGN (RF1,RF2)	49	4600LP	52
P15	46	HYUNDAI		4600UH	52
P15/P1500 VAN	47	G-OPER I	49	4700	52
P1500	47	G-OPER II (JK-01)	49	4700LP	52
P25	47	H-1	49	4700LPX	52
P25/P2500 VAN	47	IX35/TUCSON (10MY)	49	4800	52
P2500	47	LIBERO (HB)	49	4900	52
P35	47	SANTA FE (BB)	49	5000	52
P35/P3500 VAN	47	TM 10 (TM)	49	5500I	52
P3500	47	TUCSON	49	5600I	53
P4500	47	INFINITI		5900I SBA	53
PB1000 SERIES	47	FX (S50)	50	7100	53
PB15 SERIES	47	J30 (JPY32)	50	7300	53
PB1500 SERIES	47	QX4 (JR50)	50	8100	53
PB25 SERIES	47	INTERNATIONAL		8200	53
PB2500 SERIES	47	100	50	8300	53
R1500	47	1000A	50	900A	53
R1500 SUBURBAN	47	1000B	50	908B	53
R2500	47	1000C	50	908C	53
R2500 SUBURBAN	47	1000D	50	9100 SBA	53
R3500	47	1010	50	9100I SBA	53
S15	47	1100A	50	9200 SBA	53
S15 JIMMY	47	1100B	50	9200I SBA	53
SAFARI	47	1100C	50	9300	53
SAVANA 1500	48	1100D	50	9370	53
SAVANA 2500	48	1110	50	9400	53
SAVANA 3500	48	1200A	50	9400I SBA	53
SIERRA 1500	48	1200B	50	9600	53
SIERRA 1500 HD	48	1200C	50	9700	53
SIERRA 2500	48	1200D	50	9800 SBA	53
SIERRA 2500 HD	48	1210	50	9900 SFA	53
SIERRA 3500	48	1300A	50	9900I SFA	53
SIERRA 3500 HD	48	1300B	51	9900IX SFA	53
SIERRA C3	48	1300C	51	A100 TRUCK	53
SONOMA	48	1300D	51	A102	53
SUBURBAN	48	1310	51	A110	54
T6500	48	150	51	A112	54
T7500	48	1652SC	51	A120	54
TRUCK	48	1652UPS	51	A122	54
TYPHOON	48	200	51	A130	54
V1500	48	2275	51	A132	54
V2500	48	2276 S	51	AB120	54
V2500 SUBURBAN	48	2375 S	51	AB1200	54
V3000 FORWARD CONTROL	48	2554	51	AB140	54



MAKE-MODEL	PAGE	MAKE-MODEL	PAGE	MAKE-MODEL	PAGE
INTERNATIONAL		INTERNATIONAL		LEXUS	
AB1400	54	M800	57	300H ZGZ1#	59
AM120	54	M800 NAVY	57	GS	59
AM130	54	M800 POST OFFICE	57	GS (GRS190)	60
AM132	54	MA1200	57	GS (GRS195)	60
AM150	54	MHC1310	57	GS (GRS196)	60
AM80	54	MS	57	GS (JZS160)	60
B100	54	MS1210	57	IS (GSE20)	60
B102	54	S1624	57	IS (GSE22)	60
B110	54	S1654	57	IS (GSE25)	60
B112	55	S1654LP	57	IS (GXE10,JCE10)	60
B120	55	S1723	57	IS200 GXE10	60
B122	55	S1724	58	IS200 JCE10	60
B130	55	S1753	58	IS300 GXE10	60
B132	55	S1754	58	IS300 JCE10	60
C100	55	S1823	58	LS/CELSIOR (UCF10)	60
C1000	55	S1824	58	LS/CELSIOR (UCF20)	60
C102	55	S1853	58	LS/CELSIOR (UCF30)	60
C110	55	S1853FC	58	NX200 AYZ1#	60
C1100	55	S1854	58	NX200 ZGZ1#	60
C112	55	S1924	58	RX (GGL15)	60
C120	55	S1925	58	RX (MCU15)	60
C1200	55	S1954	58	RX (MCU35,GSU35)	60
C122	55	S1955	58	RX (MCU35,MCU38)	60
C130	55	S2125	58	SC (JZZ31)	60
C1300	55	S2155	58	MAZDA	
C132	55	S2276	58	B1600	60
C900	55	S2375	58	B2000	60
CARGOSTAR	55	S2524	58	B2000/B2200	60
CM110	56	S2554	58	B2200	61
CM75	56	SCOUT	58	B2500	61
CM80	56	SCOUT II	58	B2500/B2600 (UF)	61
CO9670	56	TRAVEL-	58	B2600	61
COF5870 PAYSTAR	56	ISUZU		BT-50 (UN)	61
COF9670	56	AMIGO	58	CX-7 (ER)	61
D1000	56	CAMPO (KB)	58	CX-9 (TB)	61
D1100	56	HOMBRE	58	MERCEDES BENZ	
D1200	56	N-SERIE NKR 69S, NPR 69M, NPR 69L	59	190 (W201)	61
D1300	56	OASIS	59	8 (W114)	63
D300	56	PICKUP	59	8 (W115)	64
D900	56	RODEO	59	CABRIOLET (A124)	64
DM10	56	TROOPER	59	C-CLASS (CL203)	64
F1954	56	VEHICROSS	59	C-CLASS (S202)	64
F2275	56	KENWORTH		C-CLASS (W202)	65
F2276 S	56	13-210	59	C-CLASS (W203)	67
F2375 S	56	22-210	59	C-CLASS (W204)	68
F2574	56	K130	59	C-CLASS T-MODEL (S203)	68
F2575	56	K150	59	C-CLASS T-MODEL (S204)	68
F2674	56	K220	59	CLC-CLASS (CL203)	69
F2675	56	KIA		CLK (A208)	69
F9370	56	SORENTO (XM)	59	CLK (A209)	69
G1904	56	SPORTAGE	59	CLK (C208)	69
G1954	57	SPORTAGE (FQ)	59	CLK (C209)	70
G2105	57	SPORTAGE (SL)	59	COUPE (C123)	70
GENESIS RE	57	LANCIA		COUPE (C124)	70
M SERIES VAN	57	Y10 (156)	59	E-CLASS (A124)	71
M1100	57	LAND ROVER		E-CLASS (C124)	71
M1200	57	DISCOVERY III	59	E-CLASS (S124)	72
M1400	57	DISCOVERY IV	59	E-CLASS (S210)	73
M1400 METRO II	57	FREELANDER I	59	E-CLASS (W124)	73
M1600 METRO II	57	LEXUS		E-CLASS (W210)	75
M700	57	300H AYZ1#	59	E-CLASS (W211)	76



MAKE-MODEL	PAGE	MAKE-MODEL	PAGE	MAKE-MODEL	PAGE
MERCEDES BENZ		NISSAN		PEUGEOT	
E-CLASS (W212)	76	200SX/240SX (S14)	94	104	98
E-CLASS T-MODEL (S211)	76	720	94	106 (1A, 1C)	98
GLK-CLASS (X204)	77	AD VAN/WAGON (NY10)	94	304 BREAK (_04D_)	98
KOMBI (S123)	77	AD VAN/WINGROAD (NY11)	95	305 (581A)	98
KOMBI (S124)	78	AMB (AE50)	95	305 (581D)	98
M-CLASS (W163)	81	AVENIR (NW11)	95	305 II (581E)	98
SALOON (W123)	81	AVENIR (W10)	95	305 II (581M)	98
SALOON (W124)	82	BLUEBIRD (910)	95	4007	98
S-CLASS (C126)	86	BLUEBIRD (U13)	95	504 (A_, M_)	98
S-CLASS (C140)	86	BLUEBIRD SYLPHY (NG10)	95	505 (551A)	98
S-CLASS (C215)	86	CEDRIC/GLORIA (_Y31_)	95	604 (561A_)	99
S-CLASS (C216)	86	CREW (_K30)	95	PLYMOUTH	
S-CLASS (W116)	86	CUBE (Z10)	95	BREEZE	99
S-CLASS (W126)	87	DATSUN (D22)	95	PB100	99
S-CLASS (W140)	88	DUALIS (J10) (JAPAN)	95	PB150	99
S-CLASS (W220)	88	ELGRAND (E50)	95	PB200	99
S-CLASS (W221)	88	ELGRAND (E51)	95	PB250	99
SL (C107)	88	EXPERT (VW11)	95	PB300	99
SL (R107)	89	HARDBODY (D22S)	95	PB350	99
SL (R129)	90	KING CAB (D21)	95	TRAILDUSTER	99
SL (R230)	90	KING CAB (D22)	95	PORSCHE	
SLK (R170)	90	KING CAB (LCD22)	95	CAYENNE	99
SLK (R171)	90	LARGO (W30)	95	CAYENNE (955)	99
SPRINTER (906)	91	LAUREL (_C34)	95	RENAULT	
SPRINTER 2-T (901, 902)	91	LAUREL (_C35)	95	11 (B/C37_)	99
SPRINTER 3-T (903)	91	LEOPARD (F31)	95	18 (134_)	99
SPRINTER 4-T (904)	92	MICRA/MARCH (K11)	95	18 VARIABLE (135_)	100
T1 (601)	92	NP300 PICKUP (D22X)	95	20 (127_)	100
T1 (602)	92	NP300 SAF MADE (D22SS)	95	21 (L48_)	100
MITSUBISHI		PICK UP (720)	95	25 (B29_)	100
3000 GT (Z16A)	93	PICK UP (D21)	96	4 (112_)	100
AIRTREK (CU_)	93	PICK UP (D22)	96	4 (R21_, R23_)	100
ASX (GA_)	93	PRAIRIE (M12)	96	5 (122_)	100
CHARIOT/SPACE WAGON GRANDIS (N84W,N94W)	93	PRIMERA (NP10)	96	6 (118_)	101
CH-ENGER (K90)	93	PRIMERA (NP11)	96	9 (L42_)	101
ECLIPSE (D2_A)	93	PRIMERA WAGON (W11)	96	SUPER 5 (B/C40_)	101
GALANT IV (E3_A)	93	PULSAR (N15)	96	SSANG YONG	
GALANT V (E5_A, E7_A, E8_A)	93	QASHQAI (J10F)	96	ACTYON	101
K14	93	RASHEEN (RB14)	96	KYRON	101
L 200 (K3_T, K2_T, K1_T, K0_T)	93	R-NESSA (N30)	96	REXTON I	101
L 200 (K7_T, K6_T)	93	SILVIA (S15)	96	REXTON II	101
L 400 (PD_W, PC_W, PB_V, PA_W, PA_V)	93	SKYLINE (R33)	96	SUBARU	
L 400/SPACE GEAR (PD_W, PC_W, PA_V, PB_V)	93	STAGEA (WC34)	96	FORESTER (S10)	101
L200 (K6_,K7_)	93	SUNNY (B15)	96	FORESTER (S11)	101
L200 (KA4T)	93	TERRANO III/PATHFINDER (R50)	96	LEGACY (B13)	101
L200 (KB4T)	93	TRUCK (D21)	96	LEGACY/LEGACY OUTBACK (B13)	101
L200 D	93	TRUCK (D22)	96	TOYOTA	
L200 SPORTERO (KA9T)	93	XTERRA (WD22)	96	4 RUNNER (GRN21_,KZN215,UZN21_)	101
L200 SPORTERO (KB9T)	93	X-TRAIL (T31)	96	4 RUNNER (KZN18_, VZN18_, RZN18_)	101
MIGHTY MAX	94	X-TRAIL RUSMAKE (T31R)	96	4 RUNNER (RN10_, VZN13_, VZN10_, RN13_)	101
OUTLANDER (CU_)	94	OLDSMOBILE		4RUNNER	102
OUTLANDER (CW_)	94	BRAVADA	97	ALLION ZRT265 4WD	102
PAJERO/SHOGUN (L04_G, L14_G)	94	SILHOUETTE	97	ALLION ZZT245 4WD	102
PAJERO/SHOGUN (V2_W, V4_W)	94	OPEL		ALTEZZA GITA GXE10	102
PAJERO/SHOGUN II (L04_G)	94	ANTARA	97	ALTEZZA GITA GXE15 4WD	102
PAJERO/SHOGUN II (V3_W, V2_W, V4_W)	94	OMEGA A (16_, 17_, 19_)	97	ALTEZZA GITA JCE15 4WD	102
RVR (N61W,N64W,N64WG,N71W,N73W,N73WG,N74W,N74WG)	94	OMEGA A (66_, 67_)	97	ALTEZZA GITA SXE10	102
SHOGUN PININ (H6_W, H7_W)	94	OMEGA B (21_, 22_, 23_)	97	ALTEZZA GXE10	102
SPACE RUNNER (N1_W, N2_W)	94	OMEGA B (25_, 26_, 27_)	97	ALTEZZA GXE15 4WD	102
SPACE WAGON (N3_W, N4_W)	94	SENATOR B (29_)	98	ALTEZZA JCE15 4WD	102
STRADA (K74T)	94			ALTEZZA SXE10	102



MAKE-MODEL	PAGE	MAKE-MODEL	PAGE	MAKE-MODEL	PAGE
TOYOTA		TOYOTA		TOYOTA	
ALTEZZA/ALTEZZA GITA (GXE10,SXE10)	102	DYNA BU30	104	RAV4 GSA3#	108
ALTEZZA/ALTEZZA GITA (GXE15,JCE15)	102	DYNA BU60	104	RAV4 ZSA4#	108
ARISTO (JZS147)	102	DYNA BU80	104	REIZ (GRX121,GRX122)	108
ARISTO (JZS160,JZS161)	102	DYNA/TOYOACE (BU3_.,BZU3_.,RZU3_.,XZU3_.)	104	RUSH F700	108
AVANZA F601	102	DYNA/TOYOACE (BU4_.,BZU410/XZU3_.,XZU4_.)	105	SOARER (JZZ3_.,UZZ3_.)	108
AVANZA F602	102	DYNA/TOYOACE (BU6_.,BU7_.,BU8_.,BU9_.)	105	SOARER/LEXUS (SC430,UZZ40)	108
AVENSIS AZT255 4WD	102	DYNA/TOYOACE (YU6_.,YU70,WU75,WU85,WU9_.)	105	SPRINTER (AE104,CE104)	108
BREVIS (JCG10)	102	GAIA (ACM15,SXM15)	105	SPRINTER (AE109,CE109,CE105)	108
BREVIS (JCG15)	102	HARRIER (ACU15,SXU15,MCU15)	105	SPRINTER (AE114)	108
BREVIS JCG10	102	HARRIER (ACU35,MCU35,GSU35,GSU36)	105	SPRINTER CARIB (AE114)	108
BREVIS JCG15 4WD	102	HIACE III WAGON (LH1_.,RZH1_.)	105	SUPRA (JZA80)	108
CALDINA (CT196_.,ET196_.,CT197_.)	102	HIACE IV (LH1_.)	105	TT141	108
CALDINA (ST195_.)	102	HIGHLANDER (ACU25,MCU25,MCU28)	105	VANGUARD ACA33	108
CALDINA AZT246 4WD	103	HIGHLANDER HV (MHU28)	105	VANGUARD ACA38	108
CALDINA ST246 4WD	103	HILUX (RN106,LN107)	105	VANGUARD GSA33	108
CARINA FF (CT195,ST195)	103	HILUX (RN85)	105	VEROSSA (GX110,JZX110)	108
CENTURY (GZG50_.)	103	HILUX II (RN6_.,RN5_.,LN6_.,YN6_.,YN5_.,LN5_.)	105	VEROSSA GX110	108
COASTER (BB_.,BZB_.,HZB50,RZB_.,TRB_.,XZB5_.)	103	HILUX III (TGN1_.,GGN2_.,GGN1_.,KUN2_.,KUN1_.)	106	VOLTZ (ZZE138)	108
COASTER (RB2_.,BB2_.,BB3_.,HB3_.,FB30,HDB30,HZB30)	103	IPSUM (SXM15)	106	WILL VS (ZZE129)	108
COROLLA (_E11_.)	103	KLUGER (MCU28)	106	WU90	108
COROLLA (AE104,CE104)	103	KLUGER L/V (ACU25,MCU25)	106	VAUXHALL	
COROLLA (AE109,CE109)	103	LUCIDA ESTIMA EMINA PREVIA (CXR10,CXR20,TCR10,TCR20)	106	CARLTON III	108
COROLLA (AE115)	103	MARK 2 BLIT GX110	106	SENATOR II (B)	109
COROLLA RUNX/-EX (NZE124,ZZE124)	103	MARK 2 BLIT GX115 4W	106	VOLKSWAGEN	
COROLLA SPACIO (AE115)	103	MARK 2 BLIT JZX110	106	CRAFTER	109
COROLLA SPACIO (ZZE124)	103	MARK 2 BLIT JZX115 4W	106	LT II (2DA, 2DD, 2DH)	109
COROLLA/FIELDER (NZE124)	103	MARK 2 GX100	106	LT II (2DB, 2DE, 2DK)	109
COROLLA/MATRIX (NAP) (ZZE134)	103	MARK 2 GX105 4WD	106	LT II (2DC, 2DF, 2DG, 2DL, 2DM)	109
CORONA (CT195,ST195)	103	MARK 2 GX110	106	MULTIVAN V (7HM, 7HN, 7HF, 7EF, 7EM, 7EN)	109
CORONA (TT140)	103	MARK 2 GX115 4W	106	TIGUAN	110
CORONA (TT141)	103	MARK 2 JZX110	106	TOUAREG	110
CROWN (GRS20_.,GWS204)	103	MARK 2 JZX115 4W	106	TOUAREG (7LA, 7L6, 7L7)	110
CROWN GS131	103	MARK CHASER GX100	106	TRANSPORTER V (7HA, 7HH, 7EA, 7EH)	110
CROWN GS151	103	MARK CHASER GX105 4WD	106	TRANSPORTER V (7JD, 7JE, 7JL, 7JY, 7JZ)	110
CROWN JZS155	103	MARK CRESTA GX100	107	TRANSPORTER/CARAVELLE V (7HB, 7HJ, 7EB, 7EJ, 7EF)	110
CROWN MAJESTA GS141	103	MARK CRESTA GX105 4WD	107	VOLVO	
CROWN MAJESTA GS151	103	MARK II/CHASER/CRESTA (GX105)	107	240 (P242, P244)	110
CROWN MAJESTA JZS14#	103	MARK II/CHASER/CRESTA (GX90)	107	240 KOMBI (P245)	110
CROWN MAJESTA JZS15#	103	MARK II/CHASER/CRESTA (GX93)	107	740 (744)	111
CROWN MAJESTA JZS153 4WD	104	MARK II/MARK II BLIT (GX110,JZX110)	107	740 KOMBI (745)	111
CROWN MAJESTA JZS157 4WD	104	MARK II/MARK II BLIT (GX115,JZX115)	107	760 (704, 764)	112
CROWN MAJESTA LS141	104	MARK X (GRX120)	107	760 KOMBI (704, 765)	112
CROWN MAJESTA LS151	104	MARK X (GRX125)	107	780	113
CROWN MAJESTA UZS14#	104	MARK X (GRX130)	107	940 (944)	113
CROWN MAJESTA UZS143 4WD	104	MARK X (GRX135)	107	940 II (944)	113
CROWN MAJESTA UZS145 4WD	104	MS122	107	940 KOMBI (945)	113
CROWN MAJESTA UZS15#	104	MS132	107	960 (964)	113
CROWN MAJESTA UZS155 4WD	104	NADIA (SXN15)	107	960 II (964)	114
CROWN/CROWN MAJESTA (UZS14_.,JZS14_.,LS141,GS141)	104	OPA ZCT15 4WD	107	960 II (965)	114
CROWN/CROWN MAJESTA (UZS143,UZS145)	104	PICKUP	107	960 KOMBI (965)	114
CROWN/CROWN MAJESTA (UZS15_.,GS151,JZS15_.,LS151)	104	PREMIO ZRT265 4WD	107	B 10 B10M	114
CROWN/CROWN MAJESTA (UZS155,JZS153,JZS157)	104	PREMIO ZZT245 4WD	107	F 10 F 10/260	114
CROWN/CROWN MAJESTA (UZS17_.,GS171_.,JKS175_.,JZS17_.)	104	PROGRES (JCG10)	107	F 10 F 10/280	114
CROWN/CROWN MAJESTA (UZS173,JZS173,JZS179)	104	PROGRES (JCG15)	107	F 10 F 10/300	114
CROWN/MAJESTA (GRS18_.,UZS18_.)	104	PROGRES JCG10	107	F 10 F 10/320	114
CROWN/MAJESTA (GRS183,GRS181,UZS187)	104	PROGRES JCG15 4WD	107	F 12 F 12/320	114
DYNA (BU30_.,BU34_.,WU30_.,WU34_.,XZU3_.)	104	QUICK DELI/URBAN SUP (BU280,RZU280)	107	F 12 F 12/320,F 12/330	114
DYNA 200 (BU10_.,11_.,14_.,BU21_.,22_.,YU210,RZU100)	104	RAV 4 (SXA1_.)	107	F 12 F 12/360	114
DYNA 200 (BU6_.,BU7_.,BU8_.,BU9_.)	104	RAV4 (ACA2_.)	107	F 12 F 12/370	114
DYNA 200/TOYOACE G25 (BU1_.,2_.,RZU100,RZU140,XZU130,XZU140)	104	RAV4 ACA3#	108	F 12 F 12/400	114
DYNA BU20	104	RAV4 ALA4#	108	F 12 F 12/400,F 12/410	114



MAKE-MODEL	PAGE	MAKE-MODEL	PAGE	MAKE-MODEL	PAGE
VOLVO					
F 16 F 16/470	114				
F 16 F 16/485	114				
F 16 F 16/500	114				
F 80 F 89/330	114				
FH 12 FH 12/340	114				
FH 12 FH 12/380	115				
FH 12 FH 12/420	115				
FH 16 FH 16/470	115				
FH 16 FH 16/520	115				
FL 10 FL 10/280	115				
FL 10 FL 10/320	115				
FL 10 FL 10/360	115				
FL 10 FL 10H/320	115				
FL 10 FL 10H/360	115				
FL 12 FL 12/380	115				
FL 12 FL 12/420	115				
FL 12 FL 12H/380	115				
FL 6 FL 608	115				
FL 6 FL 610	115				
FL 6 FL 611	115				
FL 6 FL 612	115				
FL 6 FL 614	115				
FL 6 FL 615	115				
FL 6 FL 618	115				
FL 6 FL 619	115				
FL 7 FL 7/230	115				
FL 7 FL 7/260	115				
FL 7 FL 7/290	115				
N 10 N 10/270	115				
S90	115				
V90	115				



	 YEAR	FITTING POSITION	REMARKS	PRODUCT	GSP Ref.
AUDI					
Q3					
-	2011-	-	-	Center Bearing Support	514808
-	2011-	-	-	Center Bearing Support Kit	514808S
BMW					
02 (E10)					
2002(74kW)	1968.02-1975.07	-	Saloon Engine M10B20	Joint,Propeller Shaft	510596
	1971.05-1975.07	-	Convertible Engine M10B20	Joint,Propeller Shaft	510596
2002Ti(88kW)	1968.06-1972.04	-	Saloon Engine M10B20	Joint,Propeller Shaft	510596
2002Tii(96kW)	1971.05-1975.07	-	Saloon Engine M10B20	Joint,Propeller Shaft	510596
2002Turbo(125kW)	1974.01-1975.07	-	Saloon Engine M10B20	Joint,Propeller Shaft	510596
02 TOURING (E6)					
2002Tii(96kW)	1971.01-1975.07	-	Estate Engine M10B20	Joint,Propeller Shaft	510596
1 (E81)					
116 D (85 kW)	2008.11-2012.09	-	Hatchback Engine N47D20A/N47D20C	Joint,Propeller Shaft	510596
	2008.11-2012.09	Rear	Hatchback Engine N47D20A/N47D20C	Center Bearing Support	530151
116 i (85 kW)	2007.03-2012.09	-	Hatchback Engine N43B16A/N45B16A	Joint,Propeller Shaft	510596
	2007.03-2012.09	Front	Hatchback Engine N43B16A/N45B16A	Joint,Propeller Shaft	510641
	2007.03-2012.09	Rear	Hatchback Engine N43B16A/N45B16A	Center Bearing Support	530151
116 i (90 kW)	2007.03-2012.09	-	Hatchback Engine N43B16A/N45B16A	Joint,Propeller Shaft	510596
	2007.03-2012.09	Front	Hatchback Engine N43B16A/N45B16A	Joint,Propeller Shaft	510641
	2007.03-2012.09	Rear	Hatchback Engine N43B16A/N45B16A	Center Bearing Support	530151
	2008.11-2012.09	-	Hatchback Engine N43B20A	Joint,Propeller Shaft	510596
	2008.11-2012.09	Front	Hatchback Engine N43B20A	Joint,Propeller Shaft	510641
	2008.11-2012.09	Rear	Hatchback Engine N43B20A	Center Bearing Support	530151
118 D (100 kW)	2006.09-2012.09	Rear	Hatchback Engine N47D20A/N47D20C	Center Bearing Support	530151
118 D (105 kW)	2006.09-2012.09	-	Hatchback Engine N47D20A/N47D20C	Joint,Propeller Shaft	510596
	2006.09-2012.09	Rear	Hatchback Engine N47D20A/N47D20C	Center Bearing Support	530151
118 i (105 kW)	2006.09-2012.09	-	Hatchback Engine N43B20A/N43B20B	Joint,Propeller Shaft	510596
	2006.09-2012.09	Front	Hatchback Engine N43B20A/N43B20B	Joint,Propeller Shaft	510641
	2006.09-2012.09	Rear	Hatchback Engine N43B20A/N43B20B	Center Bearing Support	530151
120 D (120 kW)	2006.09-2012.09	-	Hatchback Engine M47D20(204D4)/N47D20A/N47D20C	Joint,Propeller Shaft	517955
	2006.09-2012.09	Rear	Hatchback Engine M47D20(204D4)/N47D20A/N47D20C	Center Bearing Support	530151
120 D (130 kW)	2006.09-2012.09	-	Hatchback Engine N47D20A/N47D20C	Joint,Propeller Shaft	510596
	2006.09-2012.09	-	Hatchback Engine N47D20A/N47D20C	Joint,Propeller Shaft	517955
	2006.09-2012.09	Rear	Hatchback Engine N47D20A/N47D20C	Center Bearing Support	530151
120 i (115 kW)	2006.09-2012.09	-	Hatchback Engine N43B20A/N46B20B/N46B20C	Joint,Propeller Shaft	510596
	2006.09-2012.09	Front	Hatchback Engine N43B20A/N46B20B/N46B20C	Joint,Propeller Shaft	510641
	2006.09-2012.09	Rear	Hatchback Engine N43B20A/N46B20B/N46B20C	Center Bearing Support	530151
120 i (125 kW)	2006.09-2012.09	Front	Hatchback Engine N43B20A/N46B20B/N46B20C	Joint,Propeller Shaft	510641
	2006.09-2012.09	Rear	Hatchback Engine N43B20A/N46B20B/N46B20C	Center Bearing Support	530151
123 D (150 kW)	2007.03-2012.09	-	Hatchback Engine N47D20B/N47D20D	Center Bearing Support	530152
	2007.03-2012.09	-	Hatchback Engine N47D20B/N47D20D	Joint,Propeller Shaft	510596
	2007.03-2012.09	-	Hatchback Engine N47D20B/N47D20D	Joint,Propeller Shaft	517955
	2007.03-2012.09	Rear	Hatchback Engine N47D20B/N47D20D	Center Bearing Support	530151
	2007.03-2012.09	Rear	Hatchback Engine N47D20B/N47D20D	Joint,Propeller Shaft	530758
130 i (190 kW)	2006.09-2012.09	-	Hatchback Engine N52B30A/N52B30B/N52B30BF	Joint,Propeller Shaft	510596
	2006.09-2012.09	Rear	Hatchback Engine N52B30A/N52B30B/N52B30BF	Center Bearing Support	530151
130 i (195 kW)	2006.09-2012.09	-	Hatchback Engine N52B30B/N52B30A/N52B30BF	Joint,Propeller Shaft	510596
	2006.09-2012.09	Rear	Hatchback Engine N52B30B/N52B30A/N52B30BF	Center Bearing Support	530151
1 (E82)					
118 D (105 kW)	2009.09-	-	Coupe Engine N47D20C	Joint,Propeller Shaft	510596
120 D (130 kW)	2007.10-	-	Coupe Engine N47D20A/N47D20C	Joint,Propeller Shaft	510596
	2007.10-	-	Coupe Engine N47D20A/N47D20C	Joint,Propeller Shaft	517955
123 D (150 kW)	2007.10-	-	Coupe Engine N47D20B/N47D20D	Center Bearing Support	530152
	2007.10-	-	Coupe Engine N47D20B/N47D20D	Joint,Propeller Shaft	517955
	2007.10-	Rear	Coupe Engine N47D20B/N47D20D	Joint,Propeller Shaft	530758
125i(160kW)	2008.02-	-	Coupe Engine N53B30A	Joint,Propeller Shaft	510596



	 YEAR	FITTING POSITON	REMARKS	PRODUCT	GSP Ref.
BMW					
1 (E82)					
135 i (225 kW)	2007.10-	-	Coupe Engine N54B30A/N55B30A	Center Bearing Support	530152
	2007.10-	-	Coupe Engine N54B30A/N55B30A	Joint,Propeller Shaft	517955
1 (E87)					
116 D (85 kW)	2008.12-2012.09	-	Hatchback Engine N47D20A	Joint,Propeller Shaft	510596
116 i (85 kW)	2003.11-2012.09	-	Hatchback Engine N43B16A/N45B16A	Joint,Propeller Shaft	510596
	2003.11-2012.09	Front	Hatchback Engine N43B16A/N45B16A	Joint,Propeller Shaft	510641
116 i (90 kW)	2003.11-2012.09	-	Hatchback Engine N43B16A/N45B16A	Joint,Propeller Shaft	510596
	2003.11-2012.09	-	Hatchback Engine N43B20A	Joint,Propeller Shaft	510596
	2003.11-2012.09	Front	Hatchback Engine N43B16A/N45B16A	Joint,Propeller Shaft	510641
	2003.11-2012.09	Front	Hatchback Engine N43B20A	Joint,Propeller Shaft	510641
118 D (105 kW)	2003.11-2012.09	-	Hatchback Engine M47D20(204D4)/N47D20A	Joint,Propeller Shaft	510596
118 D (90 kW)	2003.11-2012.09	-	Hatchback Engine M47D20(204D4)/N47D20A	Joint,Propeller Shaft	510596
118 i (105 kW)	2004.07-2012.09	Front	Hatchback Engine N43B20A/N46B20B	Joint,Propeller Shaft	510641
118 i (95 kW)	2004.07-2012.09	-	Hatchback Engine N43B20A/N46B20B	Joint,Propeller Shaft	510596
	2004.07-2012.09	Front	Hatchback Engine N43B20A/N46B20B	Joint,Propeller Shaft	510641
120 D (120 kW)	2003.11-2012.09	-	Hatchback Engine M47D20(204D4)/N47D20A	Joint,Propeller Shaft	510596
120 D (130 kW)	2003.11-2012.09	-	Hatchback Engine M47D20(204D4)/N47D20A	Joint,Propeller Shaft	510596
	2003.11-2012.09	-	Hatchback Engine M47D20(204D4)/N47D20A	Joint,Propeller Shaft	517955
120 i (110 kW)	2003.11-2012.09	-	Hatchback Engine N43B20A	Joint,Propeller Shaft	510596
	2003.11-2012.09	Front	Hatchback Engine N43B20A	Joint,Propeller Shaft	510641
120 i (115 kW)	2003.11-2012.09	-	Hatchback Engine N43B20A	Joint,Propeller Shaft	510596
	2003.11-2012.09	Front	Hatchback Engine N43B20A	Joint,Propeller Shaft	510641
120 i (125 kW)	2003.11-2012.09	-	Hatchback Engine N43B20A	Joint,Propeller Shaft	510596
	2003.11-2012.09	Front	Hatchback Engine N43B20A	Joint,Propeller Shaft	510641
123 D (150 kW)	2007.03-2012.09	-	Hatchback Engine N47D20B/N47D20D/N47D	Center Bearing Support	530152
	2007.03-2012.09	-	Hatchback Engine N47D20B/N47D20D/N47D	Joint,Propeller Shaft	510596
	2007.03-2012.09	-	Hatchback Engine N47D20B/N47D20D/N47D	Joint,Propeller Shaft	517955
	2007.03-2012.09	Rear	Hatchback Engine N47D20B/N47D20D/N47D	Joint,Propeller Shaft	530758
130 i (190 kW)	2005.03-2012.09	-	Hatchback Engine N52B30A/N52B30AF/N52B30B	Joint,Propeller Shaft	510596
130 i (195 kW)	2005.03-2012.09	-	Hatchback Engine N52B30A/N52B30AF/N52B30B	Joint,Propeller Shaft	510596
1 (E88)					
118 D (105 kW)	2008.09-	-	Convertible Engine N47D20A/N47D20C	Joint,Propeller Shaft	510596
118 i (105 kW)	2008.03-	-	Convertible Engine N43B20A	Joint,Propeller Shaft	510596
	2008.03-	Front	Convertible Engine N43B20A	Joint,Propeller Shaft	510641
120 D (130 kW)	2008.03-	-	Convertible Engine N47D20A/N47D20C	Joint,Propeller Shaft	510596
	2008.03-	-	Convertible Engine N47D20A/N47D20C	Joint,Propeller Shaft	517955
120 i (115 kW)	2008.03-	-	Convertible Engine N46B20B/N46B20C	Joint,Propeller Shaft	510596
	2008.03-	Front	Convertible Engine N46B20B/N46B20C	Joint,Propeller Shaft	510641
120 i (125 kW)	2008.03-	-	Convertible Engine N43B20A	Joint,Propeller Shaft	510596
	2008.03-	Front	Convertible Engine N43B20A	Joint,Propeller Shaft	510641
120D(145kW)	2008.03-	-	Convertible Engine N47D20C	Joint,Propeller Shaft	517955
123 D (150 kW)	2008.09-	-	Convertible Engine N47D20B/N47D20D	Center Bearing Support	530152
	2008.09-	-	Convertible Engine N47D20B/N47D20D	Joint,Propeller Shaft	510596
	2008.09-	-	Convertible Engine N47D20B/N47D20D	Joint,Propeller Shaft	517955
	2008.09-	Rear	Convertible Engine N47D20B/N47D20D	Joint,Propeller Shaft	530758
125 i (160 kW)	2008.03-	-	Convertible Engine N52B30A	Joint,Propeller Shaft	510596
135 i (225 kW)	2008.03-	-	Convertible Engine N54B30A/N55B30A	Center Bearing Support	530152
	2008.03-	-	Convertible Engine N54B30A/N55B30A	Joint,Propeller Shaft	510596
	2008.03-	-	Convertible Engine N54B30A/N55B30A	Joint,Propeller Shaft	517955
1 (F20)					
116 D (85 kW)	2010.12-	-	Hatchback Engine N47D20C	Joint,Propeller Shaft	510596
116 i (100 kW)	2010.12-	-	Hatchback Engine N13B16A	Joint,Propeller Shaft	510596
118 D (105 kW)	2010.12-	-	Hatchback Engine N47D20C	Joint,Propeller Shaft	510596
118 i (125 kW)	2010.11-	-	Hatchback Engine N13B16A	Joint,Propeller Shaft	510596
120 D (120 kW)	2010.12-	-	Hatchback Engine N47D20C	Joint,Propeller Shaft	510596
	2010.12-	-	Hatchback Engine N47D20C	Joint,Propeller Shaft	517955
120 D (135 kW)	2010.12-	-	Hatchback Engine N47D20C	Joint,Propeller Shaft	510596



	 YEAR	FITTING POSITON	REMARKS	PRODUCT	GSP Ref.
BMW					
1 (F20)					
120 D (135 kW)	2010.12-	-	Hatchback Engine N47D20C	Joint,Propeller Shaft	517955
125 i (160 kW)	2011.08-	-	Hatchback Engine N20B20A	Joint,Propeller Shaft	510596
1500-2000 (115, 116, 118, 121)					
1800(66kW)	1963.08-1969.09	-	Saloon	Center Bearing Support	510657
	1969.07-1971.09	-	Saloon Engine M10B18	Center Bearing Support	510657
2000(66kW)	1970.01-1972.11	-	Saloon Engine M10B18	Center Bearing Support	510657
2000(74kW)	1968.09-1972.07	-	Saloon Engine M10B20	Center Bearing Support	510657
2000TI/Tilux(88kW)	1966.01-1972.07	-	Saloon Engine M10B20	Center Bearing Support	510657
2000-3.2 (E9)					
2000C/CA(74kW)	1965.10-1970.06	-	Coupe Engine M10B20	Center Bearing Support	510657
2000CS(88kW)	1965.10-1970.06	-	Coupe Engine M10B20	Center Bearing Support	510657
3.0CS(132kW)	1971.05-1976.03	-	Coupe Engine M30B30	Joint,Propeller Shaft	510596
3.0CSi(147kW)	1971.07-1976.03	-	Coupe Engine M30B30	Joint,Propeller Shaft	510596
3 (E21)					
315 (55 kW)	1981.03-1984.03	-	Saloon Engine M10B16	Center Bearing Support	510657
	1981.03-1984.03	-	Saloon Engine M10B16	Joint,Propeller Shaft	510596
	1981.03-1984.03	Front	Saloon Engine M10B16	Joint,Propeller Shaft	510641
316 (66 kW)	1975.08-1980.08	-	Saloon Engine M10B16	Center Bearing Support	510657
	1975.08-1980.08	-	Saloon Engine M10B16	Joint,Propeller Shaft	510596
	1975.08-1980.08	Front	Saloon Engine M10B16	Joint,Propeller Shaft	510641
	1980.09-1982.08	-	Saloon Engine M10B18	Center Bearing Support	510657
	1980.09-1982.08	-	Saloon Engine M10B18	Joint,Propeller Shaft	510596
	1980.09-1982.08	Front	Saloon Engine M10B18	Joint,Propeller Shaft	510641
318 (72 kW)	1975.08-1980.08	-	Saloon Engine M10B18	Center Bearing Support	510657
	1975.08-1980.08	-	Saloon Engine M10B18	Joint,Propeller Shaft	510596
	1975.08-1980.08	Front	Saloon Engine M10B18	Joint,Propeller Shaft	510641
318 i (77 kW)	1979.11-1982.08	-	Saloon Engine M10B18	Center Bearing Support	510657
	1979.11-1982.08	-	Saloon Engine M10B18	Joint,Propeller Shaft	510596
	1979.11-1982.08	Front	Saloon Engine M10B18	Joint,Propeller Shaft	510641
320 (80 kW)	1975.08-1977.08	-	Saloon Engine M10B20	Center Bearing Support	510657
	1975.08-1977.08	-	Saloon Engine M10B20	Joint,Propeller Shaft	510596
	1975.08-1977.08	Front	Saloon Engine M10B20	Joint,Propeller Shaft	510641
320 i (92 kW)	1975.06-1982.08	-	Saloon Engine M10B20	Center Bearing Support	510657
	1975.06-1982.08	-	Saloon Engine M10B20	Joint,Propeller Shaft	510596
	1975.06-1982.08	Front	Saloon Engine M10B20	Joint,Propeller Shaft	510641
320/6 (90 kW)	1977.09-1982.08	-	Saloon Engine M20B20	Center Bearing Support	510657
	1977.09-1982.08	-	Saloon Engine M20B20	Joint,Propeller Shaft	510596
	1977.09-1982.08	Front	Saloon Engine M20B20	Joint,Propeller Shaft	510641
323 i (105 kW)	1978.01-1982.08	-	Saloon Engine M20B23	Center Bearing Support	510657
	1978.01-1982.08	-	Saloon Engine M20B23	Joint,Propeller Shaft	510596
	1978.01-1982.08	Front	Saloon Engine M20B23	Joint,Propeller Shaft	510641
3 (E30)					
316 (66 kW)	1982.09-1987.12	-	Saloon Engine M10B18	Center Bearing Support	510627
	1982.09-1987.12	-	Saloon Engine M10B18	Center Bearing Support	510628
	1982.09-1987.12	Front	Saloon Engine M10B18	Joint,Propeller Shaft	510641
	1983.09-1990.12	-	Saloon Engine M10B18	Center Bearing Support	510627
	1983.09-1990.12	-	Saloon Engine M10B18	Center Bearing Support	510628
	1983.09-1990.12	Front	Saloon Engine M10B18	Joint,Propeller Shaft	510641
316 i (73 kW)	1987.09-1991.06	-	Saloon Engine M40B16	Center Bearing Support	510628
	1987.09-1991.06	Front	Saloon Engine M40B16	Joint,Propeller Shaft	510641
316 i (75 kW)	1987.08-1988.08	-	Saloon Engine M10B18	Center Bearing Support	510628
	1987.08-1988.08	Front	Saloon Engine M10B18	Joint,Propeller Shaft	510641
	1988.07-1991.06	-	Saloon Engine M40B16	Center Bearing Support	510628
	1988.07-1991.06	Front	Saloon Engine M40B16	Joint,Propeller Shaft	510641
318 i (75 kW)	1984.12-1988.08	-	Saloon Engine M10B18	Center Bearing Support	510627
	1984.12-1988.08	-	Saloon Engine M10B18	Center Bearing Support	510628
	1984.12-1988.08	Front	Saloon Engine M10B18	Joint,Propeller Shaft	510641



	 YEAR	FITTING POSITON	REMARKS	PRODUCT	GSP Ref.
BMW					
3 (E30)					
318 i (77 kW)	1982.09-1987.08	-	Saloon Engine M10B18	Center Bearing Support	510627
	1982.09-1987.08	-	Saloon Engine M10B18	Center Bearing Support	510628
	1982.09-1987.08	Front	Saloon Engine M10B18	Joint,Propeller Shaft	510641
318 i (83 kW)	1987.09-1991.06	-	Saloon Engine M40B18	Center Bearing Support	510628
	1987.09-1991.06	Front	Saloon Engine M40B18	Joint,Propeller Shaft	510641
	1990.09-1993.10	-	Convertible Engine M40B18	Center Bearing Support	510628
	1990.09-1993.10	Front	Convertible Engine M40B18	Joint,Propeller Shaft	510641
318 i (85 kW)	1987.09-1991.06	-	Saloon Engine M40B18	Center Bearing Support	510628
	1987.09-1991.06	Front	Saloon Engine M40B18	Joint,Propeller Shaft	510641
318 iS (100 kW)	1989.09-1991.08	-	Saloon Engine M42B18	Center Bearing Support	510628
	1989.09-1991.08	Front	Saloon Engine M42B18	Joint,Propeller Shaft	510641
320 i (92 kW)	1982.09-1985.12	-	Saloon Engine M20B20	Center Bearing Support	510627
	1982.09-1985.12	-	Saloon Engine M20B20	Center Bearing Support	510628
	1982.09-1985.12	Front	Saloon Engine M20B20	Joint,Propeller Shaft	510641
320 i (95 kW)	1985.12-1991.06	-	Saloon Engine M20B20	Center Bearing Support	510627
	1985.12-1991.06	-	Saloon Engine M20B20	Center Bearing Support	510628
	1985.12-1991.06	Front	Saloon Engine M20B20	Joint,Propeller Shaft	510641
	1986.04-1993.10	-	Convertible Engine M20B20	Center Bearing Support	510627
	1986.04-1993.10	-	Convertible Engine M20B20	Center Bearing Support	510628
	1986.04-1993.10	Front	Convertible Engine M20B20	Joint,Propeller Shaft	510641
323 i (102 kW)	1982.09-1983.08	-	Saloon Engine M20B23	Center Bearing Support	510627
	1982.09-1983.08	Front	Saloon Engine M20B23	Joint,Propeller Shaft	510641
323 i (110 kW)	1983.09-1986.08	-	Saloon Engine M20B23	Center Bearing Support	510627
	1983.09-1986.08	Front	Saloon Engine M20B23	Joint,Propeller Shaft	510641
324 D (63 kW)	1985.09-1991.08	-	Saloon Engine M21D24W	Center Bearing Support	510627
	1985.09-1991.08	-	Saloon Engine M21D24W	Center Bearing Support	510628
	1985.09-1991.08	Front	Saloon Engine M21D24W	Joint,Propeller Shaft	510641
324 TD (85 kW)	1987.09-1991.08	-	Saloon Engine M21D24/M21D24WA	Center Bearing Support	510628
	1987.09-1991.08	-	Saloon Engine M21D24/M21D24WA	Joint,Propeller Shaft	510596
	1987.09-1991.08	Front	Saloon Engine M21D24/M21D24WA	Joint,Propeller Shaft	510641
325 e 2.7 (90 kW)	1983.10-1988.12	-	Saloon Engine M20B27	Center Bearing Support	510627
	1983.10-1988.12	-	Saloon Engine M20B27	Center Bearing Support	510628
	1983.10-1988.12	-	Saloon Engine M20B27	Joint,Propeller Shaft	510596
	1983.10-1988.12	Front	Saloon Engine M20B27	Joint,Propeller Shaft	510641
325 e 2.7 (95 kW)	1985.01-1987.08	-	Saloon Engine M20B27	Center Bearing Support	510627
	1985.01-1987.08	-	Saloon Engine M20B27	Center Bearing Support	510628
	1985.01-1987.08	-	Saloon Engine M20B27	Joint,Propeller Shaft	510596
	1985.01-1987.08	Front	Saloon Engine M20B27	Joint,Propeller Shaft	510641
325 i (125 kW)	1986.12-1991.06	-	Saloon Engine M20B25	Center Bearing Support	510627
	1986.12-1991.06	-	Saloon Engine M20B25	Center Bearing Support	510628
	1986.12-1991.06	Front	Saloon Engine M20B25	Joint,Propeller Shaft	510641
	1987.09-1993.10	-	Convertible Engine M20B25	Center Bearing Support	510627
	1987.09-1993.10	-	Convertible Engine M20B25	Center Bearing Support	510628
	1987.09-1993.10	Front	Convertible Engine M20B25	Joint,Propeller Shaft	510641
325 i (126 kW)	1983.09-1989.11	-	Saloon Engine M20B25	Center Bearing Support	510627
	1983.09-1989.11	-	Saloon Engine M20B25	Center Bearing Support	510628
	1983.09-1989.11	Front	Saloon Engine M20B25	Joint,Propeller Shaft	510641
	1985.12-1987.12	-	Convertible Engine M20B25	Center Bearing Support	510627
	1985.12-1987.12	-	Convertible Engine M20B25	Center Bearing Support	510628
	1985.12-1987.12	Front	Convertible Engine M20B25	Joint,Propeller Shaft	510641
325 i X (125 kW)	1986.12-1991.08	-	Saloon Engine M20B25	Center Bearing Support	510628
	1986.12-1991.08	-	Saloon Engine M20B25	Joint,Propeller Shaft	510596
	1986.12-1991.08	Front	Saloon Engine M20B25	Joint,Propeller Shaft	510641
325 i X (126 kW)	1986.03-1987.12	-	Saloon Engine M20B25	Center Bearing Support	510628
	1986.03-1987.12	-	Saloon Engine M20B25	Joint,Propeller Shaft	510596
	1986.03-1987.12	Front	Saloon Engine M20B25	Joint,Propeller Shaft	510641
M3 2.3 (143 kW)	1986.07-1991.06	-	Saloon Engine S14B23	Center Bearing Support	510628



	 YEAR	FITTING POSITON	REMARKS	PRODUCT	GSP Ref.
BMW					
3 (E30)					
M3 2.3 (143 kW)	1986.07-1991.06	-	Saloon Engine S14B23	Joint,Propeller Shaft	510596
	1988.06-1991.06	-	Convertible Engine S14B23	Center Bearing Support	510628
	1988.06-1991.06	-	Convertible Engine S14B23	Joint,Propeller Shaft	510596
M3 2.3 (147 kW)	1987.02-1989.05	-	Saloon Engine S14B23	Center Bearing Support	510628
	1987.02-1989.05	-	Saloon Engine S14B23	Joint,Propeller Shaft	510596
M3 2.3 (158 kW)	1989.06-1991.06	-	Saloon Engine S14B23	Center Bearing Support	510628
	1989.06-1991.06	-	Saloon Engine S14B23	Joint,Propeller Shaft	510596
M3 EVO I 2.3 (162 kW)	1988.10-1990.10	-	Saloon Engine S14B23(EVOI)	Center Bearing Support	510628
	1988.10-1990.10	-	Saloon Engine S14B23(EVOI)	Joint,Propeller Shaft	510596
M3 EVO II 2.5 (175 kW)	1990.01-1992.01	-	Saloon Engine S14B25(EVOII)	Center Bearing Support	510628
	1990.01-1992.01	-	Saloon Engine S14B25(EVOII)	Joint,Propeller Shaft	510596
3 (E36)					
316 i (73 kW)	1990.09-1993.09	-	Saloon Engine M40B16	Center Bearing Support	510659
	1990.09-1993.09	Front	Saloon Engine M40B16	Joint,Propeller Shaft	510597
	1990.09-1993.09	Front	Saloon Engine M40B16	Joint,Propeller Shaft	510641
316 i (75 kW)	1993.07-1998.02	-	Saloon Engine M43B16/M40B16	Center Bearing Support	510659
	1993.07-1998.02	Front	Saloon Engine M43B16/M40B16	Joint,Propeller Shaft	510597
	1993.07-1998.02	Front	Saloon Engine M43B16/M40B16	Joint,Propeller Shaft	510641
	1993.09-1999.04	-	Coupe Engine M43B16	Center Bearing Support	510659
	1993.09-1999.04	Front	Coupe Engine M43B16	Joint,Propeller Shaft	510597
	1993.09-1999.04	Front	Coupe Engine M43B16	Joint,Propeller Shaft	510641
318 i (83 kW)	1990.12-1993.10	-	Saloon Engine M40B18	Center Bearing Support	510659
	1990.12-1993.10	Front	Saloon Engine M40B18	Joint,Propeller Shaft	510597
	1990.12-1993.10	Front	Saloon Engine M40B18	Joint,Propeller Shaft	510641
318 i (85 kW)	1993.10-1998.02	-	Saloon Engine M43B18	Center Bearing Support	510659
	1993.10-1998.02	Front	Saloon Engine M43B18	Joint,Propeller Shaft	510597
	1993.10-1998.02	Front	Saloon Engine M43B18	Joint,Propeller Shaft	510641
	1994.01-1999.04	-	Convertible Engine M43B18	Center Bearing Support	510659
	1994.01-1999.04	Front	Convertible Engine M43B18	Joint,Propeller Shaft	510597
318 iS (103 kW)	1994.01-1999.04	Front	Convertible Engine M43B18	Joint,Propeller Shaft	510641
	1992.03-1995.10	-	Coupe Engine M42B18	Center Bearing Support	510659
	1992.03-1995.10	Front	Coupe Engine M42B18	Joint,Propeller Shaft	510597
	1992.03-1995.10	Front	Coupe Engine M42B18	Joint,Propeller Shaft	510641
	1993.03-1998.02	-	Saloon Engine M42B18	Center Bearing Support	510659
	1993.03-1998.02	Front	Saloon Engine M42B18	Joint,Propeller Shaft	510597
	1993.03-1998.02	Front	Saloon Engine M42B18	Joint,Propeller Shaft	510641
	1995.09-1998.02	-	Saloon Engine M44B19	Center Bearing Support	510659
	1995.09-1998.02	Front	Saloon Engine M44B19	Joint,Propeller Shaft	510597
	1995.09-1998.02	Front	Saloon Engine M44B19	Joint,Propeller Shaft	510641
	1995.09-1999.04	-	Coupe Engine M44B19/M44B19(194S1)	Center Bearing Support	510659
1995.09-1999.04	Front	Coupe Engine M44B19/M44B19(194S1)	Joint,Propeller Shaft	510597	
1995.09-1999.04	Front	Coupe Engine M44B19/M44B19(194S1)	Joint,Propeller Shaft	510641	
318 TDS (66 kW)	1995.01-1998.02	-	Saloon Engine M41D18(Inter.)	Center Bearing Support	510659
	1995.01-1998.02	Front	Saloon Engine M41D18(Inter.)	Joint,Propeller Shaft	510597
	1995.01-1998.02	Front	Saloon Engine M41D18(Inter.)	Joint,Propeller Shaft	510641
320 i (110 kW)	1990.09-1998.02	-	Saloon Engine M50B20/M50B20TU	Center Bearing Support	510659
	1990.09-1998.02	Front	Saloon Engine M50B20/M50B20TU	Joint,Propeller Shaft	510597
	1990.09-1998.02	Front	Saloon Engine M50B20/M50B20TU	Joint,Propeller Shaft	510641
	1992.03-1999.04	-	Coupe Engine M52B(206S3)Vanos	Center Bearing Support	510659
	1992.03-1999.04	Front	Coupe Engine M52B(206S3)Vanos	Joint,Propeller Shaft	510597
	1992.03-1999.04	Front	Coupe Engine M52B(206S3)Vanos	Joint,Propeller Shaft	510641
	1993.12-1999.04	-	Convertible Engine M52B(206S3)	Center Bearing Support	510659
	1993.12-1999.04	Front	Convertible Engine M52B(206S3)	Joint,Propeller Shaft	510597
	1993.12-1999.04	Front	Convertible Engine M52B(206S3)	Joint,Propeller Shaft	510641
323 i (125 kW)	1995.03-1999.04	-	Coupe Engine M52B25(Vanos)/M52B25(256S	Center Bearing Support	510659
	1995.03-1999.04	-	Coupe Engine M52B25(Vanos)/M52B25(256S	Joint,Propeller Shaft	510596
	1995.06-1999.04	-	Convertible Engine M52B25(Vanos)/M52B25(256S3)	Center Bearing Support	510659



	 YEAR	FITTING POSITON	REMARKS	PRODUCT	GSP Ref.
BMW					
3 (E36)					
323 i (125 kW)	1995.06-1999.04	-	Convertible Engine M52B25(Vanos)/M52B25(256S3)	Joint,Propeller Shaft	510596
323 i 2.5 (125 kW)	1995.03-1998.02	-	Saloon Engine M52B25(VANOS)	Center Bearing Support	510659
	1995.03-1998.02	-	Saloon Engine M52B25(VANOS)	Joint,Propeller Shaft	510596
	1995.03-1998.02	Front	Saloon Engine M52B25(VANOS)	Joint,Propeller Shaft	510597
325 i (141 kW)	1990.09-1995.09	-	Saloon Engine M50B25(Vanos)/M50B25	Center Bearing Support	510659
	1990.09-1995.09	-	Saloon Engine M50B25(Vanos)/M50B25	Joint,Propeller Shaft	510596
	1990.09-1995.09	Front	Saloon Engine M50B25(Vanos)/M50B25	Joint,Propeller Shaft	510597
	1992.03-1999.04	-	Coupe Engine M50B25TU/M50B25(Vanos)	Center Bearing Support	510659
	1992.03-1999.04	-	Coupe Engine M50B25TU/M50B25(Vanos)	Joint,Propeller Shaft	510596
	1992.03-1999.04	Front	Coupe Engine M50B25TU/M50B25(Vanos)	Joint,Propeller Shaft	510597
	1993.03-1995.03	-	Convertible Engine M50B25/M50B25TU	Center Bearing Support	510659
	1993.03-1995.03	-	Convertible Engine M50B25/M50B25TU	Joint,Propeller Shaft	510596
	1993.03-1995.03	Front	Convertible Engine M50B25/M50B25TU	Joint,Propeller Shaft	510597
325 TD (85 kW)	1991.09-1998.02	-	Saloon Engine M51D25	Center Bearing Support	510659
	1991.09-1998.02	-	Saloon Engine M51D25	Joint,Propeller Shaft	510596
	1991.09-1998.02	Front	Saloon Engine M51D25	Joint,Propeller Shaft	510597
325 TDS (105 kW)	1993.05-1998.02	-	Saloon Engine M51D25(Inter.)	Center Bearing Support	510659
	1993.05-1998.02	-	Saloon Engine M51D25(Inter.)	Joint,Propeller Shaft	510596
328 i (142 kW)	1995.01-1998.02	-	Saloon Engine M52B28/M52B28TU/M52B28(286S1)	Center Bearing Support	510659
	1995.01-1998.02	-	Saloon Engine M52B28/M52B28TU/M52B28(286S1)	Joint,Propeller Shaft	510596
	1995.01-1999.04	-	Coupe Engine M52B28/M52B28TU/M52B28(286S1)	Center Bearing Support	510659
	1995.01-1999.04	-	Coupe Engine M52B28/M52B28TU/M52B28(286S1)	Joint,Propeller Shaft	510596
	1995.03-1999.04	-	Convertible Engine M52B28/M52B28TU	Center Bearing Support	510659
	1995.03-1999.04	-	Convertible Engine M52B28/M52B28TU	Joint,Propeller Shaft	510596
3 (E46)					
316 Ci (77 kW)	2000.04-	-	Coupe Engine M43B16(164E3)	Center Bearing Support	512301
	2000.04-	Front	Coupe Engine M43B16(164E3)	Joint,Propeller Shaft	510597
316 Ci (85 kW)	2002.06-	-	Coupe Engine N45B16A	Joint,Propeller Shaft	510596
	2002.06-	Front	Coupe Engine N45B16A	Joint,Propeller Shaft	510641
	2002.06-	Rear	Coupe Engine N45B16A	Center Bearing Support	530154
316 i (77 kW)	1998.09-2005.02	-	Saloon Engine M43B19(194E1)	Center Bearing Support	510659
	1998.09-2005.02	-	Saloon Engine M43B19(194E1)	Center Bearing Support	512301
	1998.09-2005.02	Front	Saloon Engine M43B19(194E1)	Joint,Propeller Shaft	510597
	2000.04-2005.02	-	Saloon Engine M43B16/M43B16(164E3)	Center Bearing Support	512301
	2000.04-2005.02	Front	Saloon Engine M43B16/M43B16(164E3)	Joint,Propeller Shaft	510597
316 i (85 kW)	2002.02-2005.02	-	Saloon Engine N42B18/N46B18/N46B18A	Center Bearing Support	512301
	2002.02-2005.02	-	Saloon Engine N42B18/N46B18/N46B18A	Joint,Propeller Shaft	510596
	2002.02-2005.02	Front	Saloon Engine N42B18/N46B18/N46B18A	Joint,Propeller Shaft	510597
	2002.02-2005.02	Front	Saloon Engine N42B18/N46B18/N46B18A	Joint,Propeller Shaft	510641
	2002.02-2005.02	Rear	Saloon Engine N42B18/N46B18/N46B18A	Center Bearing Support	530154
	2002.06-2005.02	-	Saloon Engine N45B16/N45B16A	Joint,Propeller Shaft	510596
	2002.06-2005.02	Front	Saloon Engine N45B16/N45B16A	Joint,Propeller Shaft	510641
	2002.06-2005.02	Rear	Saloon Engine N45B16/N45B16A	Center Bearing Support	530154
318 Ci (105 kW)	2001.09-	-	Convertible Engine N42B20/N46B20A	Center Bearing Support	512301
	2001.09-	-	Convertible Engine N42B20/N46B20A	Joint,Propeller Shaft	510596
	2001.09-	-	Coupe Engine N42B20/N46B20A	Center Bearing Support	512301
	2001.09-	-	Coupe Engine N42B20/N46B20A	Joint,Propeller Shaft	510596
	2001.09-	Front	Convertible Engine N42B20/N46B20A	Joint,Propeller Shaft	510597
	2001.09-	Front	Coupe Engine N42B20/N46B20A	Joint,Propeller Shaft	510597
	2001.09-	Rear	Convertible Engine N42B20/N46B20A	Center Bearing Support	530154
	2001.09-	Rear	Coupe Engine N42B20/N46B20A	Center Bearing Support	530154
318 Ci (110 kW)	2005.09-2007.02	-	Convertible Engine N46B20A/N46B20B	Joint,Propeller Shaft	510596
	2005.09-2007.02	-	Coupe Engine N46B20A	Joint,Propeller Shaft	510596
	2005.09-2007.02	Front	Convertible Engine N46B20A/N46B20B	Joint,Propeller Shaft	510641
	2005.09-2007.02	Front	Coupe Engine N46B20A	Joint,Propeller Shaft	510641
	2005.09-2007.02	Rear	Convertible Engine N46B20A/N46B20B	Center Bearing Support	530154
	2005.09-2007.02	Rear	Coupe Engine N46B20A	Center Bearing Support	530154



	 YEAR	FITTING POSITON	REMARKS	PRODUCT	GSP Ref.
BMW					
3 (E46)					
318 Ci (87 kW)	1999.11-2001.09	-	Coupe Engine M43B19	Center Bearing Support	510659
	1999.11-2001.09	-	Coupe Engine M43B19	Center Bearing Support	512301
	1999.11-2001.09	Front	Coupe Engine M43B19	Joint,Propeller Shaft	510597
318 D (85 kW)	2001.09-2003.03	-	Saloon Engine M47204D1/M47D20	Joint,Propeller Shaft	510596
	2001.09-2003.03	Rear	Saloon Engine M47204D1/M47D20	Center Bearing Support	530154
	2003.03-2005.02	-	Saloon Engine M47D20(204D4)	Center Bearing Support	512301
	2003.03-2005.02	-	Saloon Engine M47D20(204D4)	Joint,Propeller Shaft	510596
	2003.03-2005.02	Rear	Saloon Engine M47D20(204D4)	Center Bearing Support	530154
318 i (105 kW)	2001.09-2005.02	-	Saloon Engine N42B20/N46B20A	Center Bearing Support	512301
	2001.09-2005.02	-	Saloon Engine N42B20/N46B20A	Joint,Propeller Shaft	510596
	2001.09-2005.02	Front	Saloon Engine N42B20/N46B20A	Joint,Propeller Shaft	510597
	2001.09-2005.02	Rear	Saloon Engine N42B20/N46B20A	Center Bearing Support	530154
318 i (87 kW)	1998.02-2001.09	-	Saloon Engine M43B19/M43B19TU	Center Bearing Support	510659
	1998.02-2001.09	-	Saloon Engine M43B19/M43B19TU	Center Bearing Support	512301
	1998.02-2001.09	Front	Saloon Engine M43B19/M43B19TU	Joint,Propeller Shaft	510597
320 CD (110 kW)	2003.07-2007.02	-	Coupe Engine M47D20(204D4)	Center Bearing Support	512301
	2003.07-2007.02	-	Coupe Engine M47D20(204D4)	Joint,Propeller Shaft	510596
	2004.12-2007.02	-	Convertible Engine M47D20(204D4)	Center Bearing Support	512301
	2004.12-2007.02	-	Convertible Engine M47D20(204D4)	Joint,Propeller Shaft	510596
320 Ci (110 kW)	1999.08-2000.09	-	Coupe Engine M52B(206S4)	Center Bearing Support	512301
	1999.08-2000.09	-	Coupe Engine M52B(206S4)	Joint,Propeller Shaft	510596
320 Ci (125 kW)	2000.09-	-	Convertible Engine M54B22(226S1)	Center Bearing Support	512301
	2000.09-	-	Convertible Engine M54B22(226S1)	Joint,Propeller Shaft	510596
	2000.09-	-	Coupe Engine M54B22(226S1)	Center Bearing Support	512301
	2000.09-	-	Coupe Engine M54B22(226S1)	Joint,Propeller Shaft	510596
	2000.09-	Front	Convertible Engine M54B22(226S1)	Joint,Propeller Shaft	510597
	2000.09-	Front	Coupe Engine M54B22(226S1)	Joint,Propeller Shaft	510597
320 D (100 kW)	1998.04-2001.09	-	Saloon Engine M47204D1/M47D20	Center Bearing Support	512301
	1998.04-2001.09	-	Saloon Engine M47204D1/M47D20	Joint,Propeller Shaft	510596
	1998.04-2001.09	Rear	Saloon Engine M47204D1/M47D20	Center Bearing Support	530154
320 D (110 kW)	2001.09-2005.02	-	Saloon Engine M47D20(204D4)	Center Bearing Support	512301
	2001.09-2005.02	-	Saloon Engine M47D20(204D4)	Joint,Propeller Shaft	510596
	2001.09-2005.02	Rear	Saloon Engine M47D20(204D4)	Center Bearing Support	530154
320 i (110 kW)	1998.03-2000.09	-	Saloon Engine M52B(206S3)/VANOS/M52B20	Center Bearing Support	512301
	1998.03-2000.09	-	Saloon Engine M52B(206S3)/VANOS/M52B20	Joint,Propeller Shaft	510596
	1998.03-2000.09	Front	Saloon Engine M52B(206S3)/VANOS/M52B20	Joint,Propeller Shaft	510597
320 i (125 kW)	2000.09-2005.02	-	Saloon Engine M54B22(226S1)	Center Bearing Support	512301
	2000.09-2005.02	-	Saloon Engine M54B22(226S1)	Joint,Propeller Shaft	510596
	2000.09-2005.02	Front	Saloon Engine M54B22(226S1)	Joint,Propeller Shaft	510597
323 Ci (125 kW)	1999.04-2000.09	-	Coupe Engine M52B25(Vanos)	Center Bearing Support	512301
	1999.04-2000.09	-	Coupe Engine M52B25(Vanos)	Joint,Propeller Shaft	510596
	1999.04-2000.09	Front	Coupe Engine M52B25(Vanos)	Joint,Propeller Shaft	510597
	2000.04-2000.09	-	Convertible Engine M52B25(Vanos)	Center Bearing Support	512301
	2000.04-2000.09	-	Convertible Engine M52B25(Vanos)	Joint,Propeller Shaft	510596
	2000.04-2000.09	Front	Convertible Engine M52B25(Vanos)	Joint,Propeller Shaft	510597
323 i (125 kW)	1998.03-2000.09	-	Saloon Engine M52B25(256S4)/M52B25(Vanos)	Center Bearing Support	512301
	1998.03-2000.09	-	Saloon Engine M52B25(256S4)/M52B25(Vanos)	Joint,Propeller Shaft	510596
	1998.03-2000.09	Front	Saloon Engine M52B25(256S4)/M52B25(Vanos)	Joint,Propeller Shaft	510597
325 Ci (141 kW)	2000.09-	-	Convertible Engine M54B25(256S5)	Center Bearing Support	512301
	2000.09-	-	Convertible Engine M54B25(256S5)	Joint,Propeller Shaft	510596
	2000.09-	-	Coupe Engine M54B25(256S5)	Center Bearing Support	512301
	2000.09-	-	Coupe Engine M54B25(256S5)	Joint,Propeller Shaft	510596
	2000.09-	Front	Convertible Engine M54B25(256S5)	Joint,Propeller Shaft	510597
	2000.09-	Front	Coupe Engine M54B25(256S5)	Joint,Propeller Shaft	510597
325 i (141 kW)	2000.09-2005.02	-	Saloon Engine M54B25(256S5)	Center Bearing Support	512301
	2000.09-2005.02	-	Saloon Engine M54B25(256S5)	Joint,Propeller Shaft	510596
	2000.09-2005.02	Front	Saloon Engine M54B25(256S5)	Joint,Propeller Shaft	510597



	 YEAR	FITTING POSITON	REMARKS	PRODUCT	GSP Ref.
BMW					
3 (E46)					
325 xi (141 kW)	2000.09-2005.02	-	Saloon Engine M54B25(256S5)	Joint,Propeller Shaft	510596
	2000.09-2005.02	Rear	Saloon Engine M54B25(256S5)	Center Bearing Support	530154
328 Ci (142 kW)	1999.04-2000.06	-	Coupe Engine M52B28/M52B28(286S2)	Center Bearing Support	512301
	1999.04-2000.06	-	Coupe Engine M52B28/M52B28(286S2)	Joint,Propeller Shaft	510596
328 i (142 kW)	1998.02-2000.06	-	Saloon Engine M52B28/M52B28(286S2)	Center Bearing Support	512301
	1998.02-2000.06	-	Saloon Engine M52B28/M52B28(286S2)	Joint,Propeller Shaft	510596
330 CD (150 kW)	2004.03-2007.02	-	Coupe Engine M57D30(306D2)	Joint,Propeller Shaft	510596
	2004.03-2007.02	Front	Coupe Engine M57D30(306D2)	Joint,Propeller Shaft	510663
	2004.03-2007.02	Front	Coupe Engine M57D30(306D2)	Joint,Propeller Shaft	530160
	2005.08-	-	Convertible Engine M57D30(306D2)	Joint,Propeller Shaft	510596
	2005.08-	Front	Convertible Engine M57D30(306D2)	Joint,Propeller Shaft	530160
330 Ci (170 kW)	2000.06-	-	Convertible Engine M54B30(306S3)	Center Bearing Support	512301
	2000.06-	-	Convertible Engine M54B30(306S3)	Joint,Propeller Shaft	510596
	2000.06-	-	Coupe Engine M54B30(306S3)	Joint,Propeller Shaft	510596
330 D (135 kW)	1999.10-2005.02	-	Saloon Engine M57D30/M57306D30(306D1)	Joint,Propeller Shaft	510596
	1999.10-2005.02	Front	Saloon Engine M57D30/M57306D30(306D1)	Joint,Propeller Shaft	510663
	1999.10-2005.02	Front	Saloon Engine M57D30/M57306D30(306D1)	Joint,Propeller Shaft	530160
330 D (150 kW)	2003.03-2005.02	-	Saloon Engine M57D30(306D2)	Joint,Propeller Shaft	510596
	2003.03-2005.02	Front	Saloon Engine M57D30(306D2)	Joint,Propeller Shaft	510663
	2003.03-2005.02	Front	Saloon Engine M57D30(306D2)	Joint,Propeller Shaft	530160
330 i (170 kW)	2000.06-2005.02	-	Saloon Engine M54B30(306S3)	Center Bearing Support	512301
	2000.06-2005.02	-	Saloon Engine M54B30(306S3)	Joint,Propeller Shaft	510596
330 xD (135 kW)	2000.06-2005.02	-	Saloon Engine M57D30	Joint,Propeller Shaft	510596
	2000.06-2005.02	Rear	Saloon Engine M57D30	Center Bearing Support	530154
330 xD (150 kW)	2003.03-2005.02	-	Saloon Engine M57D30(306D2)	Joint,Propeller Shaft	510596
	2003.03-2005.02	Rear	Saloon Engine M57D30(306D2)	Center Bearing Support	530154
330 xi (170 kW)	2000.06-2005.02	-	Saloon Engine M54B30(306S3)	Joint,Propeller Shaft	510596
	2000.06-2005.02	Rear	Saloon Engine M54B30(306S3)	Center Bearing Support	530154
M3 3.2 (252 kW)	2000.10-2007.08	-	Coupe Engine S54B32(326S4)	Joint,Propeller Shaft	510596
	2001.04-	-	Convertible Engine S54B32(326S4)	Joint,Propeller Shaft	510596
M3 3.2 CSL (265 kW)	2003.07-2004.02	-	Coupe Engine S54N326S4/S54B32	Joint,Propeller Shaft	510596
3 (E90)					
316 D (85 kW)	2009.07-2011.12	-	Saloon Engine N47D20C	Joint,Propeller Shaft	510596
316 i (85 kW)	2006.02-2011.12	-	Saloon Engine N45B16A/N45B16/N45B16TU2	Joint,Propeller Shaft	510596
	2006.02-2011.12	Front	Saloon Engine N45B16A/N45B16/N45B16TU2	Joint,Propeller Shaft	510641
316 i (90 kW)	2007.09-2011.12	-	Saloon Engine N43B16A	Joint,Propeller Shaft	510596
	2007.09-2011.12	Front	Saloon Engine N43B16A	Joint,Propeller Shaft	510641
318 D (105 kW)	2007.09-2011.12	-	Saloon Engine N47D20A/N47D20C	Joint,Propeller Shaft	510596
	2007.09-2011.12	Rear	Saloon Engine N47D20A/N47D20C	Center Bearing Support	530151
318 D (90 kW)	2005.09-2007.08	-	Saloon Engine M47N204D4	Joint,Propeller Shaft	510596
	2005.09-2007.08	Rear	Saloon Engine M47N204D4	Center Bearing Support	530151
318 i (105 kW)	2007.09-2011.12	-	Saloon Engine N43B20A	Joint,Propeller Shaft	510596
	2007.09-2011.12	Front	Saloon Engine N43B20A	Joint,Propeller Shaft	510641
318 i (95 kW)	2005.09-2007.08	-	Saloon Engine N46B20/N46B20B	Joint,Propeller Shaft	510596
	2005.09-2007.08	Front	Saloon Engine N46B20/N46B20B	Joint,Propeller Shaft	510641
	2005.09-2007.08	Rear	Saloon Engine N46B20/N46B20B	Center Bearing Support	530151
320 D (110 kW)	2005.09-2011.12	-	Saloon Engine M47N204D4	Joint,Propeller Shaft	510596
	2005.09-2011.12	Rear	Saloon Engine M47N204D4	Center Bearing Support	530151
320 D (120 kW)	2005.01-2011.12	-	Saloon Engine N47D20C	Joint,Propeller Shaft	517955
	2005.01-2011.12	Rear	Saloon Engine N47D20C	Center Bearing Support	530151
320 D (130 kW)	2007.09-2011.12	-	Saloon Engine N47D20A/N47D20C	Joint,Propeller Shaft	510596
	2007.09-2011.12	-	Saloon Engine N47D20A/N47D20C	Joint,Propeller Shaft	517955
320 D (135 kW)	2010.01-2011.12	-	Saloon Engine N47D20C	Joint,Propeller Shaft	510596
	2010.01-2011.12	-	Saloon Engine N47D20C	Joint,Propeller Shaft	517955
320 D xDrive (130 kW)	2008.09-2011.12	-	Saloon Engine N47D20C	Joint,Propeller Shaft	510596
	2008.09-2011.12	-	Saloon Engine N47D20C	Joint,Propeller Shaft	517956
320 i (110 kW)	2005.01-2007.08	-	Saloon Engine N46B20B/N46B20A/N46B20C	Joint,Propeller Shaft	510596



	 YEAR	FITTING POSITON	REMARKS	PRODUCT	GSP Ref.
BMW					
3 (E90)					
320 i (110 kW)	2005.01-2007.08	Front	Saloon Engine N46B20B/N46B20A/N46B20C	Joint,Propeller Shaft	510641
	2005.01-2007.08	Rear	Saloon Engine N46B20B/N46B20A/N46B20C	Center Bearing Support	530151
320 i (125 kW)	2007.09-2011.12	-	Saloon Engine N43B20A	Joint,Propeller Shaft	510596
	2007.09-2011.12	Front	Saloon Engine N43B20A	Joint,Propeller Shaft	510641
320 Si (127 kW)	2006.03-2006.07	-	Saloon Engine N45B20A	Joint,Propeller Shaft	510596
	2006.03-2006.07	Front	Saloon Engine N45B20A	Joint,Propeller Shaft	510641
325 D (145 kW)	2006.08-2007.08	-	Saloon Engine M57D30(306D3)	Center Bearing Support	530152
	2006.08-2007.08	-	Saloon Engine M57D30(306D3)	Joint,Propeller Shaft	510596
	2006.08-2007.08	-	Saloon Engine M57D30(306D3)	Joint,Propeller Shaft	517955
	2006.08-2007.08	Rear	Saloon Engine M57D30(306D3)	Joint,Propeller Shaft	530758
325 D (150 kW)	2010.01-2011.12	-	Saloon Engine N57D30A	Center Bearing Support	530152
	2010.01-2011.12	-	Saloon Engine N57D30A	Joint,Propeller Shaft	517955
325 i (160 kW)	2005.01-2007.08	-	Saloon Engine N52B25/N52B25A	Joint,Propeller Shaft	510596
	2005.01-2007.08	Rear	Saloon Engine N52B25/N52B25A	Center Bearing Support	530151
	2007.09-2011.12	-	Saloon Engine N53B30A/N53B30	Joint,Propeller Shaft	510596
325 i xDrive (160 kW)	2008.09-2011.12	-	Saloon Engine N53B30A	Joint,Propeller Shaft	517956
325 xi (160 kW)	2005.01-2011.12	-	Saloon Engine N52B25A	Joint,Propeller Shaft	510596
	2005.01-2011.12	-	Saloon Engine N52B25A	Joint,Propeller Shaft	517956
	2005.01-2011.12	Rear	Saloon Engine N52B25A	Center Bearing Support	530151
	2007.09-2011.12	-	Saloon Engine N53B30A	Joint,Propeller Shaft	510596
	2007.09-2011.12	-	Saloon Engine N53B30A	Joint,Propeller Shaft	517956
330 D (170 kW)	2005.09-2007.08	-	Saloon Engine M57306D3/M57D30TU2	Center Bearing Support	530152
	2005.09-2007.08	-	Saloon Engine M57306D3/M57D30TU2	Joint,Propeller Shaft	510596
	2005.09-2007.08	-	Saloon Engine M57306D3/M57D30TU2	Joint,Propeller Shaft	517956
	2005.09-2007.08	Rear	Saloon Engine M57306D3/M57D30TU2	Center Bearing Support	530151
	2005.09-2007.08	Rear	Saloon Engine M57306D3/M57D30TU2	Joint,Propeller Shaft	530758
330 D (180 kW)	2008.07-2011.12	-	Saloon Engine N57D30A/M57N2306D3	Center Bearing Support	530152
	2008.07-2011.12	Rear	Saloon Engine N57D30A/M57N2306D3	Joint,Propeller Shaft	530758
330 D xDrive (180 kW)	2009.01-2011.12	-	Saloon Engine N57D30A	Center Bearing Support	530152
	2009.01-2011.12	-	Saloon Engine N57D30A	Joint,Propeller Shaft	517955
	2009.01-2011.12	-	Saloon Engine N57D30A	Joint,Propeller Shaft	517956
330 i (190 kW)	2005.01-2007.08	-	Saloon Engine N52B30A/N52B30	Joint,Propeller Shaft	510596
	2005.01-2007.08	Rear	Saloon Engine N52B30A/N52B30	Center Bearing Support	530151
330 i (200 kW)	2007.09-2011.12	-	Saloon Engine N52B30A/N53B30A	Joint,Propeller Shaft	510596
330 i xDrive (200 kW)	2008.09-2011.12	-	Saloon Engine N53B30A	Joint,Propeller Shaft	517956
330 xD (170 kW)	2005.09-2011.12	-	Saloon Engine M57306D3/M57D30TU2	Center Bearing Support	530152
	2005.09-2011.12	-	Saloon Engine M57306D3/M57D30TU2	Joint,Propeller Shaft	510596
	2005.09-2011.12	-	Saloon Engine M57306D3/M57D30TU2	Joint,Propeller Shaft	517955
	2005.09-2011.12	-	Saloon Engine M57306D3/M57D30TU2	Joint,Propeller Shaft	517956
	2005.09-2011.12	Rear	Saloon Engine M57306D3/M57D30TU2	Center Bearing Support	530151
330 xi (190 kW)	2005.01-2011.12	-	Saloon Engine N52B30A	Joint,Propeller Shaft	510596
	2005.01-2011.12	-	Saloon Engine N52B30A	Joint,Propeller Shaft	517956
	2005.01-2011.12	Rear	Saloon Engine N52B30A	Center Bearing Support	530151
330 xi (200 kW)	2007.09-2011.12	-	Saloon Engine N53B30A	Joint,Propeller Shaft	510596
	2007.09-2011.12	-	Saloon Engine N53B30A	Joint,Propeller Shaft	517956
335 D (210 kW)	2006.08-2007.08	-	Saloon Engine M57D30(306D5)	Center Bearing Support	530152
	2006.08-2007.08	-	Saloon Engine M57D30(306D5)	Joint,Propeller Shaft	517955
335 i (225 kW)	2006.09-2011.12	-	Saloon Engine N54B30A/N55B30A	Center Bearing Support	530152
	2006.09-2011.12	-	Saloon Engine N54B30A/N55B30A	Joint,Propeller Shaft	510596
	2006.09-2011.12	-	Saloon Engine N54B30A/N55B30A	Joint,Propeller Shaft	517955
335 i xDrive (225 kW)	2008.09-2011.12	-	Saloon Engine N54B30A/N55B30A	Center Bearing Support	530152
	2008.09-2011.12	-	Saloon Engine N54B30A/N55B30A	Joint,Propeller Shaft	517956
335 xi (225 kW)	2007.09-2011.12	-	Saloon Engine N54B30A/N55B30A	Center Bearing Support	530152
	2007.09-2011.12	-	Saloon Engine N54B30A/N55B30A	Joint,Propeller Shaft	510596
	2007.09-2011.12	-	Saloon Engine N54B30A/N55B30A	Joint,Propeller Shaft	517956
3 (E92)					
316 i (90 kW)	2007.09-	-	Coupe Engine N43B16A	Joint,Propeller Shaft	510596



	 YEAR	FITTING POSITON	REMARKS	PRODUCT	GSP Ref.
BMW					
3 (E92)					
316 i (90 kW)	2007.09-	Front	Coupe Engine N43B16A	Joint,Propeller Shaft	510641
320 D (130 kW)	2007.03-2007.08	-	Coupe Engine N47D20A	Joint,Propeller Shaft	510596
	2007.03-2007.08	-	Coupe Engine N47D20A	Joint,Propeller Shaft	517955
320 D (135 kW)	2010.01-	-	Coupe Engine N47D20C	Joint,Propeller Shaft	517955
320 i (110 kW)	2006.11-2007.06	-	Coupe Engine N46NB20B/N46B20A	Joint,Propeller Shaft	510596
	2006.11-2007.06	Front	Coupe Engine N46NB20B/N46B20A	Joint,Propeller Shaft	510641
320 i (125 kW)	2007.03-2007.08	-	Coupe Engine N43B20A	Joint,Propeller Shaft	510596
	2007.03-2007.08	Front	Coupe Engine N43B20A	Joint,Propeller Shaft	510641
320 xD (130 kW)	2007.03-	-	Coupe Engine N47D20A	Joint,Propeller Shaft	510596
	2007.03-	-	Coupe Engine N47D20A	Joint,Propeller Shaft	517956
325 D (145 kW)	2007.03-2007.08	-	Coupe Engine M57D30(306D3)	Center Bearing Support	530152
	2007.03-2007.08	-	Coupe Engine M57D30(306D3)	Joint,Propeller Shaft	517955
	2007.03-2007.08	Rear	Coupe Engine M57D30(306D3)	Joint,Propeller Shaft	530758
325 D (150 kW)	2010.04-	-	Coupe Engine M57N2306D3/N57D30A	Center Bearing Support	530152
325 i (160 kW)	2006.09-	-	Coupe Engine N52B25A/N52B25C	Joint,Propeller Shaft	510596
	2007.09-	-	Coupe Engine N53B30/N53B30A/N51B30A	Joint,Propeller Shaft	510596
325 xi (160 kW)	2006.09-	-	Coupe Engine N52B25A/N52B25C	Joint,Propeller Shaft	510596
	2006.09-	-	Coupe Engine N52B25A/N52B25C	Joint,Propeller Shaft	517956
	2007.09-	-	Coupe Engine N53B30A	Joint,Propeller Shaft	517956
330 D (170 kW)	2006.08-2007.08	-	Coupe Engine M57306D3/M57D30TU2	Center Bearing Support	530152
	2006.08-2007.08	-	Coupe Engine M57306D3/M57D30TU2	Joint,Propeller Shaft	517956
	2006.08-2007.08	Rear	Coupe Engine M57306D3/M57D30TU2	Joint,Propeller Shaft	530758
330 D (180 kW)	2008.07-	-	Coupe Engine N57D30A/M57N2306D3	Center Bearing Support	530152
	2008.07-	Rear	Coupe Engine N57D30A/M57N2306D3	Joint,Propeller Shaft	530758
330 D xDrive (180 kW)	2009.01-	-	Coupe Engine N57D30A	Joint,Propeller Shaft	517955
330 i (200 kW)	2006.08-2007.08	-	Coupe Engine N52B30A/N53B30A	Joint,Propeller Shaft	510596
330 i xDrive (200 kW)	2008.09-	-	Coupe Engine N53B30A	Joint,Propeller Shaft	517956
330 xD (170 kW)	2006.09-	-	Coupe Engine M57306D3/M57D30TU2	Center Bearing Support	530152
	2006.09-	-	Coupe Engine M57306D3/M57D30TU2	Joint,Propeller Shaft	510596
	2006.09-	-	Coupe Engine M57306D3/M57D30TU2	Joint,Propeller Shaft	517955
	2006.09-	-	Coupe Engine M57306D3/M57D30TU2	Joint,Propeller Shaft	517956
330 xD (180 kW)	2009.01-	-	Coupe Engine M57N2306D3/N57D30A	Center Bearing Support	530152
	2009.01-	-	Coupe Engine M57N2306D3/N57D30A	Joint,Propeller Shaft	510596
	2009.01-	-	Coupe Engine M57N2306D3/N57D30A	Joint,Propeller Shaft	517955
	2009.01-	-	Coupe Engine M57N2306D3/N57D30A	Joint,Propeller Shaft	517956
330 xi (200 kW)	2006.09-	-	Coupe Engine N52B30A/N53B30A	Joint,Propeller Shaft	510596
	2006.09-	-	Coupe Engine N52B30A/N53B30A	Joint,Propeller Shaft	517956
335 D (210 kW)	2006.08-2007.08	-	Coupe Engine M57D(306D5)	Center Bearing Support	530152
	2006.08-2007.08	-	Coupe Engine M57D(306D5)	Joint,Propeller Shaft	517955
335 i (225 kW)	2006.09-	-	Coupe Engine N54B30A/N55B30A	Center Bearing Support	530152
	2006.09-	-	Coupe Engine N54B30A/N55B30A	Joint,Propeller Shaft	510596
	2006.09-	-	Coupe Engine N54B30A/N55B30A	Joint,Propeller Shaft	517955
335 xi (225 kW)	2007.09-	-	Coupe Engine N54B30A/N55B30A	Center Bearing Support	530152
	2007.09-	-	Coupe Engine N54B30A/N55B30A	Joint,Propeller Shaft	510596
	2007.09-	-	Coupe Engine N54B30A/N55B30A	Joint,Propeller Shaft	517956
3 (E93)					
318 i (105 kW)	2010.03-	Front	Convertible Engine N43B20A	Joint,Propeller Shaft	510641
320 D (130 kW)	2008.03-	-	Convertible Engine N47D20A/N47D20C	Joint,Propeller Shaft	510596
	2008.03-	-	Convertible Engine N47D20A/N47D20C	Joint,Propeller Shaft	517955
320 D (135 kW)	2010.01-	-	Convertible Engine N47D20C	Joint,Propeller Shaft	510596
	2010.01-	-	Convertible Engine N47D20C	Joint,Propeller Shaft	517955
320 i (110 kW)	2007.03-2007.08	-	Convertible Engine N46NB20B/N46B20	Joint,Propeller Shaft	510596
	2007.03-2007.08	Front	Convertible Engine N46NB20B/N46B20	Joint,Propeller Shaft	510641
320 i (125 kW)	2007.03-2007.08	-	Convertible Engine N43B20A	Joint,Propeller Shaft	510596
	2007.03-2007.08	Front	Convertible Engine N43B20A	Joint,Propeller Shaft	510641
325 D (145 kW)	2007.03-	-	Convertible Engine N57D30(306D3)	Center Bearing Support	530152
	2007.03-	-	Convertible Engine N57D30(306D3)	Joint,Propeller Shaft	517955



	 YEAR	FITTING POSITON	REMARKS	PRODUCT	GSP Ref.
BMW					
3 (E93)					
325 D (145 kW)	2007.03-	Rear	Convertible Engine N57D30(306D3)	Joint,Propeller Shaft	530758
325 D (150 kW)	2010.02-	-	Convertible Engine N57D30A	Center Bearing Support	530152
	2010.02-	Rear	Convertible Engine N57D30A	Joint,Propeller Shaft	530758
325 i (160 kW)	2007.03-	-	Convertible Engine N52B25/N52B25A	Joint,Propeller Shaft	510596
	2007.03-	-	Convertible Engine N53B30/N53B30A/N51B30A	Joint,Propeller Shaft	510596
330 D (170 kW)	2007.03-2007.08	-	Convertible Engine N57D30(306D3)	Center Bearing Support	530152
	2007.03-2007.08	-	Convertible Engine N57D30(306D3)	Joint,Propeller Shaft	517956
	2007.03-2007.08	Rear	Convertible Engine N57D30(306D3)	Joint,Propeller Shaft	530758
330 D (180 kW)	2009.01-	-	Convertible Engine N57D30A/N57N2306D3	Center Bearing Support	530152
	2009.01-	Rear	Convertible Engine N57D30A/N57N2306D3	Joint,Propeller Shaft	530758
330 i (200 kW)	2007.03-2007.08	-	Convertible Engine N52B30A/N53B30A	Joint,Propeller Shaft	510596
335 i (225 kW)	2007.03-	-	Convertible Engine N54B30A/N54B30B/N55B30A	Center Bearing Support	530152
	2007.03-	-	Convertible Engine N54B30A/N54B30B/N55B30A	Joint,Propeller Shaft	510596
	2007.03-	-	Convertible Engine N54B30A/N54B30B/N55B30A	Joint,Propeller Shaft	517955
3 (F30, F35, F80)					
316 D (85 kW)	2012.02-	-	Saloon Engine N47D20C	Joint,Propeller Shaft	510596
318 D (105 kW)	2012.02-	-	Saloon Engine N47D20C	Joint,Propeller Shaft	510596
320 D (120 kW)	2011.10-	-	Saloon Engine N47D20C	Joint,Propeller Shaft	510596
	2011.10-	-	Saloon Engine N47D20C	Joint,Propeller Shaft	517955
320 D (135 kW)	2011.10-	-	Saloon Engine N47D20C	Joint,Propeller Shaft	510596
	2011.10-	-	Saloon Engine N47D20C	Joint,Propeller Shaft	517955
320 i (135 kW)	2012.02-	-	Saloon Engine N20B20A	Joint,Propeller Shaft	510596
328 i (180 kW)	2011.10-	-	Saloon Engine N26B20A/N20B20A	Joint,Propeller Shaft	510596
3 COMPACT (E36)					
316 G (75 kW)	1994.03-2000.08	-	Hatchback Engine M43B16	Center Bearing Support	510659
	1994.03-2000.08	Front	Hatchback Engine M43B16	Joint,Propeller Shaft	510597
	1994.03-2000.08	Front	Hatchback Engine M43B16	Joint,Propeller Shaft	510641
316 i (75 kW)	1994.03-2000.08	-	Hatchback Engine M43B16	Center Bearing Support	510659
	1994.03-2000.08	Front	Hatchback Engine M43B16	Joint,Propeller Shaft	510597
	1994.03-2000.08	Front	Hatchback Engine M43B16	Joint,Propeller Shaft	510641
316 i (77 kW)	1998.12-2000.08	-	Hatchback Engine M43B19(19E1)	Center Bearing Support	510659
	1998.12-2000.08	Front	Hatchback Engine M43B19(19E1)	Joint,Propeller Shaft	510597
	1998.12-2000.08	Front	Hatchback Engine M43B19(19E1)	Joint,Propeller Shaft	510641
318 TDS (66 kW)	1995.01-2000.08	Front	Hatchback Engine M41D18(Inter.)	Joint,Propeller Shaft	510597
	1995.01-2000.08	Front	Hatchback Engine M41D18(Inter.)	Joint,Propeller Shaft	510641
	1995.01-2000.08	Rear	Hatchback Engine M41D18(Inter.)	Center Bearing Support	530154
318 TI (103 kW)	1994.11-1995.08	-	Hatchback Engine M42B18	Center Bearing Support	510659
	1994.11-1995.08	Front	Hatchback Engine M42B18	Joint,Propeller Shaft	510597
	1994.11-1995.08	Front	Hatchback Engine M42B18	Joint,Propeller Shaft	510641
	1995.07-2000.08	-	Hatchback Engine M44B19	Center Bearing Support	510659
	1995.07-2000.08	Front	Hatchback Engine M44B19	Joint,Propeller Shaft	510597
	1995.07-2000.08	Front	Hatchback Engine M44B19	Joint,Propeller Shaft	510641
323 TI (125 kW)	1997.08-2000.08	-	Hatchback Engine M52B25(VANOS)	Center Bearing Support	510659
	1997.08-2000.08	-	Hatchback Engine M52B25(VANOS)	Joint,Propeller Shaft	510596
	1997.08-2000.08	Front	Hatchback Engine M52B25(VANOS)	Joint,Propeller Shaft	510597
3 COMPACT (E46)					
316 TI (77 kW)	2002.06-2005.02	-	Hatchback	Joint,Propeller Shaft	510596
	2002.06-2005.02	Front	Hatchback	Joint,Propeller Shaft	510597
316 TI (85 kW)	2001.06-2005.02	-	Hatchback Engine N42B18/N46B18A	Center Bearing Support	512301
	2001.06-2005.02	-	Hatchback Engine N42B18/N46B18A	Joint,Propeller Shaft	510596
	2001.06-2005.02	Front	Hatchback Engine N42B18/N46B18A	Joint,Propeller Shaft	510597
	2001.06-2005.02	Rear	Hatchback Engine N42B18/N46B18A	Center Bearing Support	530154
	2002.06-2005.02	-	Hatchback Engine N40B16A/N45B16A	Joint,Propeller Shaft	510596
	2002.06-2005.02	Front	Hatchback Engine N40B16A/N45B16A	Joint,Propeller Shaft	510641
	2002.06-2005.02	Rear	Hatchback Engine N40B16A/N45B16A	Center Bearing Support	530154
318 TD (85 kW)	2003.03-2005.02	-	Hatchback Engine M47D20(204D4)	Joint,Propeller Shaft	510596
	2003.03-2005.02	Rear	Hatchback Engine M47D20(204D4)	Center Bearing Support	530154



	 YEAR	FITTING POSITON	REMARKS	PRODUCT	GSP Ref.
BMW					
3 COMPACT (E46)					
318 TI (105 kW)	2001.09-2005.02	-	Hatchback Engine N42B20/N46B20A	Center Bearing Support	512301
	2001.09-2005.02	-	Hatchback Engine N42B20/N46B20A	Joint,Propeller Shaft	510596
	2001.09-2005.02	Front	Hatchback Engine N42B20/N46B20A	Joint,Propeller Shaft	510597
	2001.09-2005.02	Rear	Hatchback Engine N42B20/N46B20A	Center Bearing Support	530154
320 TD (110 kW)	2001.09-2005.02	-	Hatchback Engine M47D20(204D4)	Center Bearing Support	512301
	2001.09-2005.02	-	Hatchback Engine M47D20(204D4)	Joint,Propeller Shaft	510596
	2001.09-2005.02	Rear	Hatchback Engine M47D20(204D4)	Center Bearing Support	530154
325 TI (141 kW)	2001.06-2005.02	-	Hatchback Engine M54B25(256S5)	Center Bearing Support	512301
	2001.06-2005.02	-	Hatchback Engine M54B25(256S5)	Joint,Propeller Shaft	510596
	2001.06-2005.02	Front	Hatchback Engine M54B25(256S5)	Joint,Propeller Shaft	510597
3 TOURING (E30)					
316 i (73 kW)	1991.09-1994.06	-	Estate Engine M40B16	Center Bearing Support	510628
	1991.09-1994.06	Front	Estate Engine M40B16	Joint,Propeller Shaft	510641
316i(75kW)	1991.09-1994.06	-	Estate Engine M40B16	Center Bearing Support	510628
	1991.09-1994.06	Front	Estate Engine M40B16	Joint,Propeller Shaft	510641
318 i (83 kW)	1989.04-1994.06	-	Estate Engine M40B18	Center Bearing Support	510628
	1989.04-1994.06	Front	Estate Engine M40B18	Joint,Propeller Shaft	510641
318 i (85 kW)	1987.09-1991.06	-	Estate Engine M40B18	Center Bearing Support	510628
	1987.09-1991.06	Front	Estate Engine M40B18	Joint,Propeller Shaft	510641
320 i (95 kW)	1988.01-1991.12	-	Estate Engine M20B20	Center Bearing Support	510628
	1988.01-1991.12	Front	Estate Engine M20B20	Joint,Propeller Shaft	510641
324 TD (85 kW)	1988.01-1993.06	-	Estate Engine M21D24/M21D24WA	Center Bearing Support	510628
	1988.01-1993.06	-	Estate Engine M21D24/M21D24WA	Joint,Propeller Shaft	510596
	1988.01-1993.06	Front	Estate Engine M21D24/M21D24WA	Joint,Propeller Shaft	510641
325 i (125 kW)	1987.07-1993.03	-	Estate Engine M20B25	Center Bearing Support	510627
	1987.07-1993.03	-	Estate Engine M20B25	Center Bearing Support	510628
	1987.07-1993.03	Front	Estate Engine M20B25	Joint,Propeller Shaft	510641
325 i X (125 kW)	1988.06-1993.10	-	Estate Engine M20B25	Center Bearing Support	510628
	1988.06-1993.10	-	Estate Engine M20B25	Joint,Propeller Shaft	510596
	1988.06-1993.10	Front	Estate Engine M20B25	Joint,Propeller Shaft	510641
3 TOURING (E36)					
316 i (75 kW)	1996.01-1999.10	-	Estate Engine M43B16	Center Bearing Support	510659
	1996.01-1999.10	Front	Estate Engine M43B16	Joint,Propeller Shaft	510597
	1996.01-1999.10	Front	Estate Engine M43B16	Joint,Propeller Shaft	510641
318 i (85 kW)	1995.07-1999.10	-	Estate Engine M43B18	Center Bearing Support	510659
	1995.07-1999.10	Front	Estate Engine M43B18	Joint,Propeller Shaft	510597
	1995.07-1999.10	Front	Estate Engine M43B18	Joint,Propeller Shaft	510641
318 TDS (66 kW)	1995.01-1999.10	-	Estate Engine M41D18(Inter.)	Center Bearing Support	510659
	1995.01-1999.10	Front	Estate Engine M41D18(Inter.)	Joint,Propeller Shaft	510597
	1995.01-1999.10	Front	Estate Engine M41D18(Inter.)	Joint,Propeller Shaft	510641
320 i (110 kW)	1995.01-1999.10	-	Estate Engine M52B20/M50B20/M50B20TU	Center Bearing Support	510659
	1995.01-1999.10	Front	Estate Engine M52B20/M50B20/M50B20TU	Joint,Propeller Shaft	510597
	1995.01-1999.10	Front	Estate Engine M52B20/M50B20/M50B20TU	Joint,Propeller Shaft	510641
323 i (125 kW)	1995.09-1999.10	-	Estate Engine M52B25(Vanos)	Center Bearing Support	510659
	1995.09-1999.10	-	Estate Engine M52B25(Vanos)	Joint,Propeller Shaft	510596
325 TDS (105 kW)	1995.01-1999.10	-	Estate Engine M51D25(Inter.)	Center Bearing Support	510659
	1995.01-1999.10	-	Estate Engine M51D25(Inter.)	Joint,Propeller Shaft	510596
328 i (142 kW)	1995.01-1999.10	-	Estate Engine M52B28TU/M52B28/M52B28(286S1)	Center Bearing Support	510659
	1995.01-1999.10	-	Estate Engine M52B28TU/M52B28/M52B28(286S1)	Joint,Propeller Shaft	510596
3 TOURING (E46)					
316 i (85 kW)	2002.03-2005.02	-	Estate Engine N42B18/N46B18/N46B18A	Center Bearing Support	512301
	2002.03-2005.02	-	Estate Engine N42B18/N46B18/N46B18A	Joint,Propeller Shaft	510596
	2002.03-2005.02	Front	Estate Engine N42B18/N46B18/N46B18A	Joint,Propeller Shaft	510597
	2002.03-2005.02	Front	Estate Engine N42B18/N46B18/N46B18A	Joint,Propeller Shaft	510641
	2002.03-2005.02	Rear	Estate Engine N42B18/N46B18/N46B18A	Center Bearing Support	530154
	2002.06-2005.02	-	Estate Engine N45B16/N45B16A	Joint,Propeller Shaft	510596
	2002.06-2005.02	Front	Estate Engine N45B16/N45B16A	Joint,Propeller Shaft	510641



	 YEAR	FITTING POSITON	REMARKS	PRODUCT	GSP Ref.
BMW					
3 TOURING (E46)					
316 i (85 kW)	2002.06-2005.02	Rear	Estate Engine N45B16/N45B16A	Center Bearing Support	530154
318 D (85 kW)	2002.03-2005.02	-	Estate Engine M47204D1/M47D20	Joint,Propeller Shaft	510596
	2002.03-2005.02	Rear	Estate Engine M47204D1/M47D20	Center Bearing Support	530154
	2003.03-2005.02	-	Estate Engine M47D20(204D4)	Center Bearing Support	510659
	2003.03-2005.02	-	Estate Engine M47D20(204D4)	Center Bearing Support	512301
	2003.03-2005.02	-	Estate Engine M47D20(204D4)	Joint,Propeller Shaft	510596
	2001.09-2005.02	-	Estate Engine N42B20/N46B20/N46B20A	Center Bearing Support	512301
318 i (105 kW)	2001.09-2005.02	-	Estate Engine N42B20/N46B20/N46B20A	Joint,Propeller Shaft	510596
	2001.09-2005.02	Front	Estate Engine N42B20/N46B20/N46B20A	Joint,Propeller Shaft	510597
	2001.09-2005.02	Rear	Estate Engine N42B20/N46B20/N46B20A	Center Bearing Support	530154
	1999.10-2001.09	-	Estate Engine M43B19/M43B19TU	Center Bearing Support	510659
318 i (87 kW)	1999.10-2001.09	-	Estate Engine M43B19/M43B19TU	Center Bearing Support	512301
	1999.10-2001.09	Front	Estate Engine M43B19/M43B19TU	Joint,Propeller Shaft	510597
	2000.03-2001.09	-	Estate Engine M47204D1/M47D20	Center Bearing Support	512301
320 D (100 kW)	2000.03-2001.09	-	Estate Engine M47204D1/M47D20	Joint,Propeller Shaft	510596
	2000.03-2001.09	Rear	Estate Engine M47204D1/M47D20	Center Bearing Support	530154
	2001.09-2005.02	-	Estate Engine M47D20(204D4)	Center Bearing Support	512301
320 D (110 kW)	2001.09-2005.02	-	Estate Engine M47D20(204D4)	Joint,Propeller Shaft	510596
	2001.09-2005.02	Rear	Estate Engine M47D20(204D4)	Center Bearing Support	530154
	1999.10-2000.09	-	Estate Engine M52B(206S3)/Vanos/M52B20	Center Bearing Support	512301
320 i (110 kW)	1999.10-2000.09	-	Estate Engine M52B(206S3)/Vanos/M52B20	Joint,Propeller Shaft	510596
	1999.10-2000.09	Front	Estate Engine M52B(206S3)/Vanos/M52B20	Joint,Propeller Shaft	510597
	2000.09-2005.02	-	Estate Engine M54B22(226S1)	Center Bearing Support	512301
320 i (125 kW)	2000.09-2005.02	-	Estate Engine M54B22(226S1)	Joint,Propeller Shaft	510596
	2000.09-2005.02	Front	Estate Engine M54B22(226S1)	Joint,Propeller Shaft	510597
	2000.09-2005.02	-	Estate Engine M54B25(256S5)	Center Bearing Support	512301
325 i (141 kW)	2000.09-2005.02	-	Estate Engine M54B25(256S5)	Joint,Propeller Shaft	510596
	2000.09-2005.02	Front	Estate Engine M54B25(256S5)	Joint,Propeller Shaft	510597
	2000.09-2005.02	-	Estate Engine M54B25(256S5)	Center Bearing Support	510596
325 xi (141 kW)	2000.09-2005.02	Rear	Estate Engine M54B25(256S5)	Center Bearing Support	530154
	1999.10-2000.06	-	Estate Engine M52B28/M52B28(286S2)	Center Bearing Support	512301
328 i (142 kW)	1999.10-2000.06	-	Estate Engine M52B28/M52B28(286S2)	Joint,Propeller Shaft	510596
	1999.10-2005.02	-	Estate Engine M57D30/M57D30(306D1)	Joint,Propeller Shaft	510596
330 D (135 kW)	1999.10-2005.02	Front	Estate Engine M57D30/M57D30(306D1)	Joint,Propeller Shaft	510663
	1999.10-2005.02	Front	Estate Engine M57D30/M57D30(306D1)	Joint,Propeller Shaft	530160
	2003.03-2005.02	-	Estate Engine M57D30(306D2)	Joint,Propeller Shaft	510596
330 D (150 kW)	2003.03-2005.02	Front	Estate Engine M57D30(306D2)	Joint,Propeller Shaft	510663
	2003.03-2005.02	Front	Estate Engine M57D30(306D2)	Joint,Propeller Shaft	530160
	2000.06-2005.02	-	Estate Engine M54B30(306S3)	Center Bearing Support	512301
330 i (170 kW)	2000.06-2005.02	-	Estate Engine M54B30(306S3)	Joint,Propeller Shaft	510596
	2000.06-2005.02	Rear	Estate Engine M57D30	Joint,Propeller Shaft	510596
330 xD (135 kW)	2000.06-2005.02	Rear	Estate Engine M57D30	Center Bearing Support	530154
	2003.03-2005.02	-	Estate Engine M57D30(306D2)	Joint,Propeller Shaft	510596
330 xD (150 kW)	2003.03-2005.02	Rear	Estate Engine M57D30(306D2)	Center Bearing Support	530154
	2000.06-2005.02	-	Estate Engine M54B30(306S3)	Joint,Propeller Shaft	510596
330 xi (170 kW)	2000.06-2005.02	Rear	Estate Engine M54B30(306S3)	Center Bearing Support	530154
	3 TOURING (E91)				
318 D (105 kW)	2007.09-	-	Estate Engine N47D20A/N47D20C	Joint,Propeller Shaft	510596
318 D (90 kW)	2005.09-	-	Estate Engine M47N204D4	Joint,Propeller Shaft	510596
318 i (105 kW)	2007.09-	-	Estate Engine N43B20A	Joint,Propeller Shaft	510596
	2007.09-	Front	Estate Engine N43B20A	Joint,Propeller Shaft	510641
318 i (95 kW)	2006.03-2007.08	-	Estate Engine N46B20/N46B20B	Joint,Propeller Shaft	510596
	2006.03-2007.08	Front	Estate Engine N46B20/N46B20B	Joint,Propeller Shaft	510641
320 D (110 kW)	2005.09-	-	Estate Engine M47D20(204D4)	Joint,Propeller Shaft	510596
320 D (120 kW)	2005.09-	-	Estate Engine N47D20A	Joint,Propeller Shaft	510596
320 D (130 kW)	2007.09-	-	Estate Engine N47D20A/N47D20C	Joint,Propeller Shaft	510596
	2007.09-	-	Estate Engine N47D20A/N47D20C	Joint,Propeller Shaft	517955



	 YEAR	FITTING POSITION	REMARKS	PRODUCT	GSP Ref.
BMW					
3 TOURING (E91)					
320 D (135 kW)	2010.01-	-	Estate Engine N47D20C	Joint,Propeller Shaft	510596
	2010.01-	-	Estate Engine N47D20C	Joint,Propeller Shaft	517955
320 D xDrive (130 kW)	2008.09-	-	Estate Engine N47D20C	Joint,Propeller Shaft	517956
320 D xDrive (135 kW)	2010.01-	-	Estate Engine N47D20C	Joint,Propeller Shaft	517956
320 i (110 kW)	2005.09-2007.08	-	Estate Engine N46B20A/N46B20C/N46B20	Joint,Propeller Shaft	510596
	2005.09-2007.08	Front	Estate Engine N46B20A/N46B20C/N46B20	Joint,Propeller Shaft	510641
320 i (125 kW)	2007.09-	-	Estate Engine N43B20A	Joint,Propeller Shaft	510596
	2007.09-	Front	Estate Engine N43B20A	Joint,Propeller Shaft	510641
320 xD (130 kW)	2007.09-	-	Estate Engine N47D20A	Joint,Propeller Shaft	510596
323 i (130 kW)	2006.04-2007.06	-	Estate Engine N52NB25A	Joint,Propeller Shaft	510596
325 D (145 kW)	2006.08-2007.08	-	Estate Engine M57D30(306D3)	Center Bearing Support	530152
	2006.08-2007.08	-	Estate Engine M57D30(306D3)	Joint,Propeller Shaft	510596
	2006.08-2007.08	-	Estate Engine M57D30(306D3)	Joint,Propeller Shaft	517955
	2006.08-2007.08	Rear	Estate Engine M57D30(306D3)	Joint,Propeller Shaft	530758
325 D (150 kW)	2010.04-	-	Estate Engine M57N2306D3/N57D30A	Center Bearing Support	530152
	2010.04-	-	Estate Engine M57N2306D3/N57D30A	Joint,Propeller Shaft	517955
	2010.04-	Rear	Estate Engine M57N2306D3/N57D30A	Joint,Propeller Shaft	530758
325 i (160 kW)	2005.09-	-	Estate Engine N52B25/N52B25A/N52B25C	Joint,Propeller Shaft	510596
	2007.09-	-	Estate Engine N53B30/N53B30A	Joint,Propeller Shaft	510596
325 i xDrive (160 kW)	2008.09-	-	Estate Engine N53B30A/N51B30A	Joint,Propeller Shaft	510596
	2008.09-	-	Estate Engine N53B30A/N51B30A	Joint,Propeller Shaft	517956
325 xi (160 kW)	2005.09-	-	Estate Engine N52B25C/N52B25A	Joint,Propeller Shaft	510596
	2005.09-	-	Estate Engine N52B25C/N52B25A	Joint,Propeller Shaft	517956
	2007.09-	-	Estate Engine N53B30A	Joint,Propeller Shaft	510596
	2007.09-	-	Estate Engine N53B30A	Joint,Propeller Shaft	517956
330 D (170 kW)	2005.09-2007.08	-	Estate Engine M57306D3	Center Bearing Support	530152
	2005.09-2007.08	-	Estate Engine M57306D3	Joint,Propeller Shaft	517956
	2005.09-2007.08	Rear	Estate Engine M57306D3	Joint,Propeller Shaft	530758
330 D (180 kW)	2008.07-	-	Estate Engine N57D30A/M57N2306D3	Center Bearing Support	530152
	2008.07-	-	Estate Engine N57D30A/M57N2306D3	Joint,Propeller Shaft	517955
	2008.07-	Rear	Estate Engine N57D30A/M57N2306D3	Joint,Propeller Shaft	530758
330 D xDrive (180 kW)	2009.01-	-	Estate Engine N57D30A	Center Bearing Support	530152
	2009.01-	-	Estate Engine N57D30A	Joint,Propeller Shaft	510596
	2009.01-	-	Estate Engine N57D30A	Joint,Propeller Shaft	517955
	2009.01-	-	Estate Engine N57D30A	Joint,Propeller Shaft	517956
330 i (190 kW)	2005.09-2007.08	-	Estate Engine N52B30/N52B30A	Joint,Propeller Shaft	510596
330 i (200 kW)	2007.09-	-	Estate Engine N53B30A/N52B30A	Joint,Propeller Shaft	510596
330 i xDrive (200 kW)	2008.09-	-	Estate Engine N53B30A	Joint,Propeller Shaft	517956
330 xD (170 kW)	2005.09-	-	Estate Engine M57306D3/M57D30TU2	Center Bearing Support	530152
	2005.09-	-	Estate Engine M57306D3/M57D30TU2	Joint,Propeller Shaft	510596
	2005.09-	-	Estate Engine M57306D3/M57D30TU2	Joint,Propeller Shaft	517955
	2005.09-	-	Estate Engine M57306D3/M57D30TU2	Joint,Propeller Shaft	517956
330 xi (190 kW)	2005.09-	-	Estate Engine N52B30A	Joint,Propeller Shaft	510596
	2005.09-	-	Estate Engine N52B30A	Joint,Propeller Shaft	517956
330 xi (200 kW)	2007.09-	-	Estate Engine N53B30A	Joint,Propeller Shaft	510596
	2007.09-	-	Estate Engine N53B30A	Joint,Propeller Shaft	517956
335 D (210 kW)	2006.08-2007.08	-	Estate Engine M57D30(306D5)	Center Bearing Support	530152
	2006.08-2007.08	-	Estate Engine M57D30(306D5)	Joint,Propeller Shaft	517955
335 i (225 kW)	2006.09-	-	Estate Engine N54B30A/N55B30A	Center Bearing Support	530152
	2006.09-	-	Estate Engine N54B30A/N55B30A	Joint,Propeller Shaft	510596
	2006.09-	-	Estate Engine N54B30A/N55B30A	Joint,Propeller Shaft	517955
335 i xDrive (225 kW)	2008.09-	-	Estate Engine N54B30A/N55B30A	Center Bearing Support	530152
	2008.09-	-	Estate Engine N54B30A/N55B30A	Joint,Propeller Shaft	517956
335 xi (225 kW)	2007.09-	-	Estate Engine N54B30A/N55B30A	Center Bearing Support	530152
	2007.09-	-	Estate Engine N54B30A/N55B30A	Joint,Propeller Shaft	510596
	2007.09-	-	Estate Engine N54B30A/N55B30A	Joint,Propeller Shaft	517956
5 (E12)					



	 YEAR	FITTING POSITON	REMARKS	PRODUCT	GSP Ref.
BMW					
5 (E12)					
518 (66 kW)	1974.07-1981.05	-	Saloon Engine M10B18	Center Bearing Support	510657
	1974.07-1981.05	-	Saloon Engine M10B18	Joint,Propeller Shaft	510596
	1974.07-1981.05	Front	Saloon Engine M10B18	Joint,Propeller Shaft	510641
	1974.07-1981.05	Front	Saloon Engine M10B18	Joint,Propeller Shaft	510662
520 (85 kW)	1972.08-1977.08	-	Saloon Engine M10B20	Center Bearing Support	510657
	1972.08-1977.08	-	Saloon Engine M10B20	Joint,Propeller Shaft	510596
	1972.08-1977.08	Front	Saloon Engine M10B20	Joint,Propeller Shaft	510641
	1972.08-1977.08	Front	Saloon Engine M10B20	Joint,Propeller Shaft	510662
520 i (92 kW)	1975.10-1977.05	-	Saloon Engine M10B20	Center Bearing Support	510657
	1975.10-1977.05	-	Saloon Engine M10B20	Joint,Propeller Shaft	510596
	1975.10-1977.05	Front	Saloon Engine M10B20	Joint,Propeller Shaft	510641
520/6 (90 kW)	1977.09-1981.05	-	Saloon Engine M20B20	Joint,Propeller Shaft	510596
	1977.09-1981.05	Front	Saloon Engine M20B20	Joint,Propeller Shaft	510641
520i(96kW)	1972.08-1975.10	-	Saloon Engine M10B20	Center Bearing Support	510657
	1972.08-1975.10	-	Saloon Engine M10B20	Joint,Propeller Shaft	510596
	1972.08-1975.10	Front	Saloon Engine M10B20	Joint,Propeller Shaft	510641
525 (107 kW)	1973.08-1976.10	-	Saloon Engine M30B25	Center Bearing Support	510657
	1973.08-1976.10	-	Saloon Engine M30B25	Joint,Propeller Shaft	510596
	1973.08-1976.10	Front	Saloon Engine M30B25	Joint,Propeller Shaft	510662
525 (110 kW)	1976.08-1981.05	-	Saloon Engine M30B25	Joint,Propeller Shaft	510596
	1976.08-1981.05	Front	Saloon Engine M30B25	Joint,Propeller Shaft	510662
528 (121 kW)	1975.01-1977.08	-	Saloon Engine M30B28	Center Bearing Support	510657
	1975.01-1977.08	-	Saloon Engine M30B28	Joint,Propeller Shaft	510596
	1975.01-1977.08	Front	Saloon Engine M30B28	Joint,Propeller Shaft	510662
528 (125 kW)	1975.01-1977.08	-	Saloon Engine M30B28	Center Bearing Support	510657
	1975.01-1977.08	-	Saloon Engine M30B28	Joint,Propeller Shaft	510596
	1975.01-1977.08	Front	Saloon Engine M30B28	Joint,Propeller Shaft	510662
528 i (130 kW)	1977.04-1981.05	-	Saloon Engine M30B28	Joint,Propeller Shaft	510596
	1977.04-1981.05	Front	Saloon Engine M30B28	Joint,Propeller Shaft	510662
528 i (135 kW)	1977.04-1981.05	-	Saloon Engine M30B28	Joint,Propeller Shaft	510596
	1977.04-1981.05	Front	Saloon Engine M30B28	Joint,Propeller Shaft	510662
M 3.4 (160 kW)	1980.06-1981.08	-	Saloon Engine M30B35(MOTRONIC,9.3:1)	Joint,Propeller Shaft	510596
	1980.06-1981.08	Front	Saloon Engine M30B35(MOTRONIC,9.3:1)	Joint,Propeller Shaft	510662
5 (E28)					
518 (66 kW)	1981.06-1984.08	-	Saloon Engine M10B18	Joint,Propeller Shaft	510596
	1981.06-1984.08	Front	Saloon Engine M10B18	Joint,Propeller Shaft	510641
518 i (77 kW)	1983.09-1987.12	-	Saloon Engine M10B18	Joint,Propeller Shaft	510596
	1983.09-1987.12	Front	Saloon Engine M10B18	Joint,Propeller Shaft	510641
520 i (92 kW)	1981.06-1987.12	Front	Saloon Engine M20B20	Joint,Propeller Shaft	510641
	1981.06-1987.12	Front	Saloon Engine M20B20	Joint,Propeller Shaft	510662
520 i (95 kW)	1985.08-1987.12	Front	Saloon Engine M20B20	Joint,Propeller Shaft	510641
	1985.08-1987.12	Front	Saloon Engine M20B20	Joint,Propeller Shaft	510662
524 D (63 kW)	1986.03-1987.12	Front	Saloon Engine M21D24W	Joint,Propeller Shaft	510641
524 TD (85 kW)	1983.09-1987.12	-	Saloon Engine M21D24/M21D24(246TA)	Joint,Propeller Shaft	510596
	1983.09-1987.12	Front	Saloon Engine M21D24/M21D24(246TA)	Joint,Propeller Shaft	510641
525 e (90 kW)	1981.09-1987.12	-	Saloon Engine M20B27	Joint,Propeller Shaft	510596
	1981.09-1987.12	Front	Saloon Engine M20B27	Joint,Propeller Shaft	510641
525 e (92 kW)	1983.05-1987.12	-	Saloon Engine M20B27	Joint,Propeller Shaft	510596
	1983.05-1987.12	Front	Saloon Engine M20B27	Joint,Propeller Shaft	510641
	1983.05-1987.12	Front	Saloon Engine M20B27	Joint,Propeller Shaft	510662
525 e (95 kW)	1984.12-1987.12	-	Saloon Engine M20B27	Joint,Propeller Shaft	510596
	1984.12-1987.12	Front	Saloon Engine M20B27	Joint,Propeller Shaft	510641
525 i (110 kW)	1981.06-1987.12	-	Saloon Engine M20B25E	Center Bearing Support	510657
	1981.06-1987.12	-	Saloon Engine M20B25E	Joint,Propeller Shaft	510596
	1981.06-1987.12	Front	Saloon Engine M20B25E	Joint,Propeller Shaft	510662
528 i (135 kW)	1981.06-1987.12	-	Saloon Engine M30B28	Center Bearing Support	510657
	1981.06-1987.12	-	Saloon Engine M30B28	Joint,Propeller Shaft	510596



	 YEAR	FITTING POSITON	REMARKS	PRODUCT	GSP Ref.
BMW					
5 (E28)					
528 i (135 kW)	1981.06-1987.12	Front	Saloon Engine M30B28	Joint,Propeller Shaft	510662
535 i, M 535 i (136 kW)	1985.01-1987.12	-	Saloon Engine M30B35	Joint,Propeller Shaft	510596
	1985.01-1987.12	Front	Saloon Engine M30B35	Joint,Propeller Shaft	510662
535 i, M 535 i (141 kW)	1985.01-1987.12	-	Saloon Engine M30B35(MOTRONIC)	Joint,Propeller Shaft	510596
	1985.01-1987.12	Front	Saloon Engine M30B35(MOTRONIC)	Joint,Propeller Shaft	510662
535 i, M 535 i (160 kW)	1985.01-1987.12	-	Saloon Engine M30B35	Joint,Propeller Shaft	510596
	1985.01-1987.12	Front	Saloon Engine M30B35	Joint,Propeller Shaft	510662
M3.5(211kW)	1985.08-1987.12	-	Saloon Engine S38B35	Center Bearing Support	510657
	1985.08-1987.12	-	Saloon Engine S38B35	Joint,Propeller Shaft	510596
5 (E34)					
518i(83kW)	1989.08-1995.09	-	Saloon Engine M40B18	Center Bearing Support	510628
	1989.08-1995.09	-	Saloon Engine M40B18	Center Bearing Support	510659
	1989.08-1995.09	Front	Saloon Engine M40B18	Joint,Propeller Shaft	510597
	1989.08-1995.09	Front	Saloon Engine M40B18	Joint,Propeller Shaft	510641
518i(85kW)	1989.08-1995.09	-	Saloon Engine M43B18	Center Bearing Support	510659
	1989.08-1995.09	Front	Saloon Engine M43B18	Joint,Propeller Shaft	510597
520 i (95 kW)	1988.01-1991.08	-	Saloon Engine M20B20	Center Bearing Support	510628
	1988.01-1991.08	Front	Saloon Engine M20B20	Joint,Propeller Shaft	510641
520 i 24V (110 kW)	1989.09-1995.09	-	Saloon Engine M50B20	Center Bearing Support	510628
	1989.09-1995.09	Front	Saloon Engine M50B20	Joint,Propeller Shaft	510597
	1989.09-1995.09	Front	Saloon Engine M50B20	Joint,Propeller Shaft	510641
524TD(85kW)	1988.03-1995.09	-	Saloon Engine M21D24/M21D24WA	Center Bearing Support	510628
	1988.03-1995.09	-	Saloon Engine M21D24/M21D24WA	Joint,Propeller Shaft	510596
	1988.03-1995.09	Front	Saloon Engine M21D24/M21D24WA	Joint,Propeller Shaft	510641
525 i (125 kW)	1988.01-1991.08	-	Saloon Engine M20B25	Center Bearing Support	510628
	1988.01-1991.08	-	Saloon Engine M20B25	Joint,Propeller Shaft	510596
525 i 24V (141 kW)	1989.09-1995.09	-	Saloon Engine M50B25	Center Bearing Support	510628
	1989.09-1995.09	-	Saloon Engine M50B25	Joint,Propeller Shaft	510596
525 iX 24V (141 kW)	1991.10-1995.09	-	Saloon Engine M52B25(Vanos)	Center Bearing Support	510628
	1991.10-1995.09	-	Saloon Engine M52B25(Vanos)	Joint,Propeller Shaft	510596
	1991.10-1995.09	Front	Saloon Engine M52B25(Vanos)	Joint,Propeller Shaft	510641
525 TD (85 kW)	1993.04-1995.09	-	Saloon Engine M51D25	Center Bearing Support	510628
	1993.04-1995.09	-	Saloon Engine M51D25	Joint,Propeller Shaft	510596
	1993.04-1995.09	Front	Saloon Engine M51D25	Joint,Propeller Shaft	510597
525 TDS (105 kW)	1991.09-1995.09	-	Saloon Engine M51D25(Inter.)	Center Bearing Support	510628
	1991.09-1995.09	-	Saloon Engine M51D25(Inter.)	Joint,Propeller Shaft	510596
530 i V8 (160 kW)	1992.09-1995.09	-	Saloon Engine M60B30/M60B30(308S1)	Center Bearing Support	510628
	1992.09-1995.09	-	Saloon Engine M60B30/M60B30(308S1)	Joint,Propeller Shaft	510596
530i(138kW)	1988.01-1991.08	-	Saloon Engine M30B30	Center Bearing Support	510628
	1988.01-1991.08	-	Saloon Engine M30B30	Joint,Propeller Shaft	510596
535i(155kW)	1988.01-1995.09	-	Saloon Engine M30B35	Center Bearing Support	510628
	1988.01-1995.09	-	Saloon Engine M30B35	Joint,Propeller Shaft	510596
540 i V8 (210 kW)	1992.09-1995.09	Front	Saloon Engine M60B40/M60B40(408S1)	Joint,Propeller Shaft	510663
M3.6(232kW)	1988.10-1992.05	-	Saloon Engine S38B36	Center Bearing Support	510628
M3.6CAT(232kW)	1988.10-1992.05	-	Saloon Engine S38B36	Center Bearing Support	510628
	1988.10-1992.05	-	Saloon Engine S38B36	Joint,Propeller Shaft	510596
M3.8(250kW)	1992.03-1995.09	-	Saloon Engine S38B38	Center Bearing Support	510628
	1992.03-1995.09	-	Saloon Engine S38B38	Joint,Propeller Shaft	510596
5 (E39)					
520 D (100 kW)	2000.02-2003.06	Centre	Saloon Engine M47D20/M47204D1	Center Bearing Support	517185
	2000.02-2003.06	Front	Saloon Engine M47D20/M47204D1	Joint,Propeller Shaft	530160
520 i (100 kW)	1999.04-2003.06	-	Saloon Engine M52B(206S3)VANOS	Center Bearing Support	510659
	1999.04-2003.06	-	Saloon Engine M52B(206S3)VANOS	Joint,Propeller Shaft	510596
	1999.04-2003.06	Front	Saloon Engine M52B(206S3)VANOS	Joint,Propeller Shaft	510597
520 i (110 kW)	1996.01-2000.09	-	Saloon Engine M52B(206S3)VANOS/M52B(206S4)/M52B20	Center Bearing Support	510659
	1996.01-2000.09	-	Saloon Engine M52B(206S3)VANOS/M52B(206S4)/M52B20	Joint,Propeller Shaft	510596
	1996.01-2000.09	Centre	Saloon Engine M52B(206S3)VANOS/M52B(206S4)/M52B20	Center Bearing Support	517185



 YEAR	 YEAR	FITTING POSITON	REMARKS	PRODUCT	GSP Ref.
BMW					
5 (E39)					
520 i (110 kW)	1996.01-2000.09	Front	Saloon Engine M52B(206S3)/VANOS/M52B(206S4)/M52B20	Joint,Propeller Shaft	510597
520 i (125 kW)	2000.09-2003.06	-	Saloon Engine M54B22	Center Bearing Support	510659
	2000.09-2003.06	-	Saloon Engine M54B22	Joint,Propeller Shaft	510596
	2000.09-2003.06	Front	Saloon Engine M54B22	Joint,Propeller Shaft	510597
523 i (125 kW)	1995.11-2000.09	-	Saloon Engine M52B25(Vanos)/M52B25TU	Center Bearing Support	510659
	1995.11-2000.09	-	Saloon Engine M52B25(Vanos)/M52B25TU	Center Bearing Support	512301
	1995.11-2000.09	-	Saloon Engine M52B25(Vanos)/M52B25TU	Joint,Propeller Shaft	510596
	1995.11-2000.09	Centre	Saloon Engine M52B25(Vanos)/M52B25TU	Center Bearing Support	517185
525 D (120 kW)	2000.02-2003.06	Front	Saloon Engine M5725(256D1)/M57D25	Joint,Propeller Shaft	510663
	2000.02-2003.06	Front	Saloon Engine M5725(256D1)/M57D25	Joint,Propeller Shaft	530160
525 i (141 kW)	2000.09-2003.06	-	Saloon Engine M54256S5/M54B25/M54B25(256S5)	Center Bearing Support	510659
	2000.09-2003.06	-	Saloon Engine M54256S5/M54B25/M54B25(256S5)	Joint,Propeller Shaft	510596
525 TD (85 kW)	1997.01-2003.06	-	Saloon Engine M51D25	Center Bearing Support	510659
	1997.01-2003.06	-	Saloon Engine M51D25	Joint,Propeller Shaft	510596
	1997.01-2003.06	Centre	Saloon Engine M51D25	Center Bearing Support	517185
525 TDS (105 kW)	1996.01-2003.06	-	Saloon Engine M51D25(INTER.)	Center Bearing Support	510659
	1996.01-2003.06	-	Saloon Engine M51D25(INTER.)	Joint,Propeller Shaft	510596
	1996.01-2003.06	Centre	Saloon Engine M51D25(INTER.)	Center Bearing Support	517185
528 i (142 kW)	1995.11-2000.09	-	Saloon Engine M52B28	Center Bearing Support	510659
	1995.11-2000.09	-	Saloon Engine M52B28	Joint,Propeller Shaft	510596
	1995.11-2000.09	Centre	Saloon Engine M52B28	Center Bearing Support	517185
530 D (135 kW)	1998.08-2000.09	Front	Saloon Engine M57D30	Joint,Propeller Shaft	510663
	1998.08-2000.09	Front	Saloon Engine M57D30	Joint,Propeller Shaft	530160
530 D (142 kW)	2000.09-2003.06	Front	Saloon Engine M57D30	Joint,Propeller Shaft	510663
	2000.09-2003.06	Front	Saloon Engine M57D30	Joint,Propeller Shaft	530160
530 i (170 kW)	2000.09-2003.06	-	Saloon Engine M54B30/M54306S3	Center Bearing Support	510659
	2000.09-2003.06	-	Saloon Engine M54B30/M54306S3	Joint,Propeller Shaft	510596
535 i (173 kW)	1996.04-1999.03	-	Saloon Engine M62B(358S1)/M62B35	Joint,Propeller Shaft	510596
535 i (180 kW)	1999.04-2003.06	-	Saloon Engine M62B(358S2)/M62B35TU	Joint,Propeller Shaft	510596
540 i (210 kW)	1996.04-2003.06	Front	Saloon Engine M62B44(448S1)/M62B44(448S2)	Joint,Propeller Shaft	510663
5 (E60)					
520 i (115 kW)	2006.04-2009.12	Front	Saloon Engine N46B20B	Joint,Propeller Shaft	510641
520 i (125 kW)	2003.07-2010.03	-	Saloon Engine M54B22(226S1)	Center Bearing Support	513771
	2003.07-2010.03	-	Saloon Engine M54B22(226S1)	Center Bearing Support	513771
	2007.09-2010.03	Front	Saloon Engine N43B20A	Joint,Propeller Shaft	510641
523 i (130 kW)	2005.01-2007.02	-	Saloon Engine N52B25/N52B25A	Center Bearing Support	513771
	2005.01-2007.02	-	Saloon Engine N52B25/N52B25A	Center Bearing Support	513771
523 i (140 kW)	2007.03-2007.08	-	Saloon Engine N52B25A/N53B25A	Center Bearing Support	513771
	2007.03-2007.08	-	Saloon Engine N52B25A/N53B25A	Center Bearing Support	513771
525 D (130 kW)	2004.03-2007.02	-	Saloon Engine M57N256D4/M57D25TU	Center Bearing Support	513771
	2004.03-2007.02	-	Saloon Engine M57N256D4/M57D25TU	Center Bearing Support	513771
	2004.03-2007.02	-	Saloon Engine M57N256D4/M57D25TU	Center Bearing Support	513772
	2004.03-2007.02	-	Saloon Engine M57N256D4/M57D25TU	Center Bearing Support	513772
	2004.03-2007.02	Rear	Saloon Engine M57N256D4/M57D25TU	Joint,Propeller Shaft	530758
525 D (145 kW)	2007.03-2007.08	-	Saloon Engine M57306D3	Center Bearing Support	513771
	2007.03-2007.08	-	Saloon Engine M57306D3	Center Bearing Support	513771
	2007.03-2007.08	-	Saloon Engine M57306D3	Center Bearing Support	513772
	2007.03-2007.08	-	Saloon Engine M57306D3	Center Bearing Support	513772
	2007.03-2007.08	Rear	Saloon Engine M57306D3	Joint,Propeller Shaft	530758
525 i (141 kW)	2003.08-2005.01	-	Saloon Engine M54B25(256S5)	Center Bearing Support	513771
	2003.08-2005.01	-	Saloon Engine M54B25(256S5)	Center Bearing Support	513771
525 i (160 kW)	2005.01-2007.08	-	Saloon Engine N52B25A/N52B25	Center Bearing Support	513771
	2005.01-2007.08	-	Saloon Engine N52B25A/N52B25	Center Bearing Support	513771
	2007.01-2010.03	-	Saloon Engine N53B30A/N53B30	Center Bearing Support	513771
	2007.01-2010.03	-	Saloon Engine N53B30A/N53B30	Center Bearing Support	513771
525 xD (145 kW)	2007.01-2010.03	-	Saloon Engine M57306D3	Center Bearing Support	513771
	2007.01-2010.03	-	Saloon Engine M57306D3	Center Bearing Support	513771



	 YEAR	FITTING POSITON	REMARKS	PRODUCT	GSP Ref.
BMW					
5 (E60)					
525 xD (145 kW)	2007.01-2010.03	-	Saloon Engine M57306D3	Center Bearing Support	513772
	2007.01-2010.03	-	Saloon Engine M57306D3	Center Bearing Support	513772
	2007.01-2010.03	-	Saloon Engine M57306D3	Joint,Propeller Shaft	517956
525 xi (160 kW)	2005.07-2010.03	-	Saloon Engine N52B25A	Center Bearing Support	513771
	2005.07-2010.03	-	Saloon Engine N52B25A	Center Bearing Support	513771
	2005.07-2010.03	-	Saloon Engine N52B25A	Joint,Propeller Shaft	517956
	2007.01-2010.03	-	Saloon Engine N53B30A	Center Bearing Support	513771
	2007.01-2010.03	-	Saloon Engine N53B30A	Center Bearing Support	513771
	2007.01-2010.03	-	Saloon Engine N53B30A	Joint,Propeller Shaft	517956
530 D (160 kW)	2003.07-2010.03	-	Saloon Engine N57D30(306D2)	Center Bearing Support	513772
	2003.07-2010.03	-	Saloon Engine N57D30(306D2)	Center Bearing Support	513772
	2003.07-2010.03	Rear	Saloon Engine N57D30(306D2)	Joint,Propeller Shaft	530758
530 D (170 kW)	2005.09-2007.02	-	Saloon Engine M57306D3	Center Bearing Support	513772
	2005.09-2007.02	-	Saloon Engine M57306D3	Center Bearing Support	513772
	2005.09-2007.02	Rear	Saloon Engine M57306D3	Joint,Propeller Shaft	530758
530 D (173 kW)	2007.03-2007.08	-	Saloon Engine M57D30(306D3)	Center Bearing Support	513772
	2007.03-2007.08	-	Saloon Engine M57D30(306D3)	Center Bearing Support	513772
	2007.03-2007.08	Rear	Saloon Engine M57D30(306D3)	Joint,Propeller Shaft	530758
530 i (170 kW)	2003.07-2010.03	-	Saloon Engine M54B30(306S3)	Center Bearing Support	513771
	2003.07-2010.03	-	Saloon Engine M54B30(306S3)	Center Bearing Support	513771
530 i (190 kW)	2005.01-2007.08	-	Saloon Engine N52B30/N52B30A	Center Bearing Support	513771
	2005.01-2007.08	-	Saloon Engine N52B30/N52B30A	Center Bearing Support	513771
530 i (200 kW)	2007.03-2007.08	-	Saloon Engine N52B30A/N53B30A	Center Bearing Support	513771
	2007.03-2007.08	-	Saloon Engine N52B30A/N53B30A	Center Bearing Support	513771
530 xD (170 kW)	2005.07-2010.03	-	Saloon Engine M57306D3	Center Bearing Support	513771
	2005.07-2010.03	-	Saloon Engine M57306D3	Center Bearing Support	513771
	2005.07-2010.03	-	Saloon Engine M57306D3	Center Bearing Support	513772
	2005.07-2010.03	-	Saloon Engine M57306D3	Center Bearing Support	513772
	2005.07-2010.03	-	Saloon Engine M57306D3	Joint,Propeller Shaft	517956
530 xD (173 kW)	2007.01-2010.03	-	Saloon Engine M57D30(306D3)	Center Bearing Support	513771
	2007.01-2010.03	-	Saloon Engine M57D30(306D3)	Center Bearing Support	513771
	2007.01-2010.03	-	Saloon Engine M57D30(306D3)	Center Bearing Support	513772
	2007.01-2010.03	-	Saloon Engine M57D30(306D3)	Center Bearing Support	513772
	2007.01-2010.03	-	Saloon Engine M57D30(306D3)	Joint,Propeller Shaft	517956
530 xi (190 kW)	2005.07-2010.03	-	Saloon Engine N52B30A	Center Bearing Support	513771
	2005.07-2010.03	-	Saloon Engine N52B30A	Center Bearing Support	513771
	2005.07-2010.03	-	Saloon Engine N52B30A	Joint,Propeller Shaft	517956
530 xi (200 kW)	2007.01-2010.03	-	Saloon Engine N52B30A/N53B30A	Center Bearing Support	513771
	2007.01-2010.03	-	Saloon Engine N52B30A/N53B30A	Center Bearing Support	513771
	2007.01-2010.03	-	Saloon Engine N52B30A/N53B30A	Joint,Propeller Shaft	517956
535 D (200 kW)	2004.07-2007.08	-	Saloon Engine M57D30(306D4)	Center Bearing Support	513772
	2004.07-2007.08	-	Saloon Engine M57D30(306D4)	Center Bearing Support	513772
535 D (210 kW)	2007.03-2007.08	-	Saloon Engine M57D30(306D5)	Center Bearing Support	513772
	2007.03-2007.08	-	Saloon Engine M57D30(306D5)	Center Bearing Support	513772
	2007.03-2007.08	Rear	Saloon Engine M57D30(306D5)	Joint,Propeller Shaft	530758
540 i (225 kW)	2005.09-2007.08	-	Saloon Engine N62B40A	Center Bearing Support	513771
	2005.09-2007.08	-	Saloon Engine N62B40A	Center Bearing Support	513771
	2005.09-2007.08	-	Saloon Engine N62B40A	Center Bearing Support	513772
	2005.09-2007.08	-	Saloon Engine N62B40A	Center Bearing Support	513772
	2005.09-2007.08	-	Saloon Engine N62B40A	Joint,Propeller Shaft	517955
	2005.09-2007.08	Rear	Saloon Engine N62B40A	Joint,Propeller Shaft	530758
545 i (245 kW)	2003.08-2005.12	-	Saloon Engine N62B44A	Center Bearing Support	513772
	2003.08-2005.12	-	Saloon Engine N62B44A	Center Bearing Support	513772
	2003.08-2005.12	-	Saloon Engine N62B44A	Joint,Propeller Shaft	517956
	2003.08-2005.12	Rear	Saloon Engine N62B44A	Joint,Propeller Shaft	530758
550 i (270 kW)	2005.09-2007.08	-	Saloon Engine N62B48B/N62B48A	Center Bearing Support	513772
	2005.09-2007.08	-	Saloon Engine N62B48B/N62B48A	Center Bearing Support	513772



	 YEAR	FITTING POSITON	REMARKS	PRODUCT	GSP Ref.
BMW					
5 (E60)					
550 i (270 kW)	2005.09-2007.08	-	Saloon Engine N62B48B/N62B48A	Joint,Propeller Shaft	517955
	2005.09-2007.08	Rear	Saloon Engine N62B48B/N62B48A	Joint,Propeller Shaft	530758
5 (F10, F18)					
520D(135kW)	2010.03-	-	Saloon Engine N47D20C	Joint,Propeller Shaft	517955
520i(120kW)	2011.09-	-	Saloon Engine N20B20A	Joint,Propeller Shaft	510596
520i(135kW)	2011.09-	-	Saloon Engine N20B20A	Joint,Propeller Shaft	510596
525D(150kW)	2010.03-	-	Saloon Engine N57D30A	Joint,Propeller Shaft	517955
525DxD(160kW)	2011.09-	-	Saloon Engine N47D20D	Joint,Propeller Shaft	517955
528i(180kW)	2011.09-	-	Saloon Engine N20B20A	Joint,Propeller Shaft	510596
528ixD(180kW)	2011.09-	-	Saloon Engine N20B20A	Joint,Propeller Shaft	517955
530D(180kW)	2010.03-	-	Saloon Engine N57D30A	Joint,Propeller Shaft	517955
530D(190kW)	2011.09-	-	Saloon Engine N57D30A	Joint,Propeller Shaft	517955
535 D xDrive (230 kW)	2011.09-	-	Saloon Engine N57D30B	Joint,Propeller Shaft	517955
535i(225kW)	2010.03-	-	Saloon Engine N55B30A	Joint,Propeller Shaft	517955
550i(300kW)	2010.03-	-	Saloon Engine N63B44A	Joint,Propeller Shaft	517955
5 GRAN TURISMO (F07)					
520D(135kW)	2011.10-	-	Hatchback Engine N47D20C	Joint,Propeller Shaft	517955
530 D xDrive (180 kW)	2010.09-	-	Hatchback Engine N57D30A	Joint,Propeller Shaft	517955
530D(155kW)	2010.07-	-	Hatchback Engine N57D30A	Joint,Propeller Shaft	517955
530D(180kW)	2009.10-	-	Hatchback Engine N57D30A	Joint,Propeller Shaft	517955
530D(190kW)	2009.10-	-	Hatchback Engine N57D30A	Joint,Propeller Shaft	517955
530DxD(190kW)	2009.10-	-	Hatchback Engine N57D30A	Joint,Propeller Shaft	517955
535D(220kW)	2010.09-	-	Hatchback Engine N57D30B	Joint,Propeller Shaft	517955
535i(225kW)	2009.10-	-	Hatchback Engine N55B30A	Joint,Propeller Shaft	517955
535ixD(225kW)	2010.09-	-	Hatchback Engine N55B30A	Joint,Propeller Shaft	517955
550 i xDrive (300 kW)	2010.09-	-	Hatchback Engine N63B44A	Joint,Propeller Shaft	517955
550i(300kW)	2009.10-	-	Hatchback Engine N63B44A	Joint,Propeller Shaft	517955
550ixD(330kW)	2012.05-	-	Hatchback Engine N63B44B	Joint,Propeller Shaft	517955
5 TOURING (E34)					
518i(83kW)	1993.03-1994.09	-	Estate Engine M40B18	Center Bearing Support	510628
	1993.03-1994.09	-	Estate Engine M40B18	Center Bearing Support	510659
	1993.03-1994.09	Front	Estate Engine M40B18	Joint,Propeller Shaft	510597
518i(85kW)	1994.09-1997.01	-	Estate Engine M43B18	Center Bearing Support	510659
	1994.09-1997.01	Front	Estate Engine M43B18	Joint,Propeller Shaft	510597
520 i (110 kW)	1991.11-1997.01	-	Estate Engine M50B20TU	Center Bearing Support	510628
	1991.11-1997.01	Front	Estate Engine M50B20TU	Joint,Propeller Shaft	510597
	1991.11-1997.01	Front	Estate Engine M50B20TU	Joint,Propeller Shaft	510641
525 i (141 kW)	1991.11-1997.01	-	Estate Engine M50B25	Center Bearing Support	510628
	1991.11-1997.01	-	Estate Engine M50B25	Joint,Propeller Shaft	510596
525 ix (141 kW)	1992.02-1997.01	-	Estate Engine M50B25/M52B25(Vanos)	Center Bearing Support	510628
	1992.02-1997.01	-	Estate Engine M50B25/M52B25(Vanos)	Joint,Propeller Shaft	510596
	1992.02-1997.01	Front	Estate Engine M50B25/M52B25(Vanos)	Joint,Propeller Shaft	510641
525 TD (85 kW)	1993.03-1997.01	-	Estate Engine M51D25	Center Bearing Support	510628
	1993.03-1997.01	-	Estate Engine M51D25	Joint,Propeller Shaft	510596
	1993.03-1997.01	Front	Estate Engine M51D25	Joint,Propeller Shaft	510597
525 TDS (105 kW)	1991.12-1997.01	-	Estate Engine M51D25(Inter.)	Center Bearing Support	510628
	1991.12-1997.01	-	Estate Engine M51D25(Inter.)	Joint,Propeller Shaft	510596
530 i V8 (160 kW)	1992.09-1997.01	-	Estate Engine M60B30/M60B30(308S1)	Center Bearing Support	510628
	1992.09-1997.01	-	Estate Engine M60B30/M60B30(308S1)	Joint,Propeller Shaft	510596
540 i (210 kW)	1993.09-1997.01	Front	Estate Engine M60B40	Joint,Propeller Shaft	510663
M3.8(250kW)	1994.09-1997.01	-	Estate Engine S38B38	Center Bearing Support	510628
	1994.09-1997.01	-	Estate Engine S38B38	Joint,Propeller Shaft	510596
5 TOURING (E39)					
520 D (100 kW)	2000.02-2003.09	Centre	Estate Engine M47D20/M47204D1	Center Bearing Support	517185
	2000.02-2003.09	Front	Estate Engine M47D20/M47204D1	Joint,Propeller Shaft	530160
520 i (100 kW)	1999.04-2004.05	-	Estate Engine M52B(206S3)Vanos	Center Bearing Support	510659
	1999.04-2004.05	-	Estate Engine M52B(206S3)Vanos	Joint,Propeller Shaft	510596



	 YEAR	FITTING POSITION	REMARKS	PRODUCT	GSP Ref.
BMW					
5 TOURING (E39)					
520 i (100 kW)	1999.04-2004.05	Front	Estate Engine M52B(206S3)Vanos	Joint,Propeller Shaft	510597
520 i (110 kW)	1997.01-2000.09	-	Estate Engine M52B(206S3)Vanos/M52B(206S4)	Center Bearing Support	510659
	1997.01-2000.09	-	Estate Engine M52B(206S3)Vanos/M52B(206S4)	Joint,Propeller Shaft	510596
	1997.01-2000.09	Centre	Estate Engine M52B(206S3)Vanos/M52B(206S4)	Center Bearing Support	517185
	1997.01-2000.09	Front	Estate Engine M52B(206S3)Vanos/M52B(206S4)	Joint,Propeller Shaft	510597
520 i (125 kW)	2000.09-2004.05	-	Estate Engine M54B22(226S1)	Center Bearing Support	510659
	2000.09-2004.05	-	Estate Engine M54B22(226S1)	Joint,Propeller Shaft	510596
	2000.09-2004.05	Front	Estate Engine M54B22(226S1)	Joint,Propeller Shaft	510597
523 i (125 kW)	1997.01-2000.09	-	Estate Engine M52B25(Vanos)/M52B25TU	Center Bearing Support	510659
	1997.01-2000.09	-	Estate Engine M52B25(Vanos)/M52B25TU	Center Bearing Support	512301
	1997.01-2000.09	-	Estate Engine M52B25(Vanos)/M52B25TU	Joint,Propeller Shaft	510596
	1997.01-2000.09	Centre	Estate Engine M52B25(Vanos)/M52B25TU	Center Bearing Support	517185
525 D (120 kW)	2000.02-2004.05	Front	Estate Engine M57D25(256D1)/M57D25	Joint,Propeller Shaft	510663
	2000.02-2004.05	Front	Estate Engine M57D25(256D1)/M57D25	Joint,Propeller Shaft	530160
525 i (141 kW)	2000.09-2004.05	-	Estate Engine M54B25(256S5)	Center Bearing Support	510659
	2000.09-2004.05	-	Estate Engine M54B25(256S5)	Joint,Propeller Shaft	510596
525 TDS (105 kW)	1997.03-2004.05	-	Estate Engine M51D25(inter.)	Center Bearing Support	510659
	1997.03-2004.05	-	Estate Engine M51D25(inter.)	Joint,Propeller Shaft	510596
	1997.03-2004.05	Centre	Estate Engine M51D25(inter.)	Center Bearing Support	517185
528 i (142 kW)	1997.01-2000.09	-	Estate Engine M52B28	Center Bearing Support	510659
	1997.01-2000.09	-	Estate Engine M52B28	Joint,Propeller Shaft	510596
	1997.01-2000.09	Centre	Estate Engine M52B28	Center Bearing Support	517185
530 D (135 kW)	1998.08-2000.09	Front	Estate Engine M57D30	Joint,Propeller Shaft	510663
	1998.08-2000.09	Front	Estate Engine M57D30	Joint,Propeller Shaft	530160
530 D (142 kW)	2000.09-2004.05	Front	Estate Engine M57D30(306D1)	Joint,Propeller Shaft	510663
	2000.09-2004.05	Front	Estate Engine M57D30(306D1)	Joint,Propeller Shaft	530160
530 i (170 kW)	2000.09-2004.05	-	Estate Engine M54B30(306S3)	Center Bearing Support	510659
	2000.09-2004.05	-	Estate Engine M54B30(306S3)	Joint,Propeller Shaft	510596
540 i (210 kW)	1997.01-2004.05	Front	Estate Engine M62B44(448S1)/M62B44(448S2)	Joint,Propeller Shaft	510663
5 TOURING (E61)					
520 i (125 kW)	2007.09-	Front	Estate Engine N43B20A	Joint,Propeller Shaft	510641
523 i (130 kW)	2005.01-2007.02	-	Estate Engine N52B25A/N52B25	Center Bearing Support	513771
	2005.01-2007.02	-	Estate Engine N52B25A/N52B25	Center Bearing Support	513771
523 i (140 kW)	2007.03-2007.08	-	Estate Engine N52B25A/N53B25A	Center Bearing Support	513771
	2007.03-2007.08	-	Estate Engine N52B25A/N53B25A	Center Bearing Support	513771
525 D (130 kW)	2004.06-	-	Estate Engine M57N256D4/M57D25TU	Center Bearing Support	513771
	2004.06-	-	Estate Engine M57N256D4/M57D25TU	Center Bearing Support	513771
	2004.06-	-	Estate Engine M57N256D4/M57D25TU	Center Bearing Support	513772
	2004.06-	-	Estate Engine M57N256D4/M57D25TU	Center Bearing Support	513772
	2004.06-	Rear	Estate Engine M57N256D4/M57D25TU	Joint,Propeller Shaft	530758
525 D (145 kW)	2007.03-2007.08	-	Estate Engine M57D30(306D3)	Center Bearing Support	513771
	2007.03-2007.08	-	Estate Engine M57D30(306D3)	Center Bearing Support	513771
	2007.03-2007.08	-	Estate Engine M57D30(306D3)	Center Bearing Support	513772
	2007.03-2007.08	-	Estate Engine M57D30(306D3)	Center Bearing Support	513772
	2007.03-2007.08	Rear	Estate Engine M57D30(306D3)	Joint,Propeller Shaft	530758
525 i (141 kW)	2004.06-	-	Estate Engine M54B25(256S5)	Center Bearing Support	513771
	2004.06-	-	Estate Engine M54B25(256S5)	Center Bearing Support	513771
525 i (160 kW)	2005.01-2007.02	-	Estate Engine N52B25A/N52B25	Center Bearing Support	513771
	2005.01-2007.02	-	Estate Engine N52B25A/N52B25	Center Bearing Support	513771
	2007.03-2007.08	-	Estate Engine N53B30A/N53B30	Center Bearing Support	513771
	2007.03-2007.08	-	Estate Engine N53B30A/N53B30	Center Bearing Support	513771
525 xD (145 kW)	2007.01-	-	Estate Engine M57306D3	Center Bearing Support	513771
	2007.01-	-	Estate Engine M57306D3	Center Bearing Support	513771
	2007.01-	-	Estate Engine M57306D3	Center Bearing Support	513772
	2007.01-	-	Estate Engine M57306D3	Center Bearing Support	513772
	2007.01-	-	Estate Engine M57306D3	Joint,Propeller Shaft	517956
525 xi (160 kW)	2005.07-	-	Estate Engine N52B25A	Center Bearing Support	513771



	 YEAR	FITTING POSITION	REMARKS	PRODUCT	GSP Ref.
BMW					
5 TOURING (E61)					
525 xi (160 kW)	2005.07-	-	Estate Engine N52B25A	Center Bearing Support	513771
	2005.07-	-	Estate Engine N52B25A	Joint,Propeller Shaft	517956
	2007.01-	-	Estate Engine N53B30A/N52B30A	Center Bearing Support	513771
	2007.01-	-	Estate Engine N53B30A/N52B30A	Center Bearing Support	513771
	2007.01-	-	Estate Engine N53B30A/N52B30A	Joint,Propeller Shaft	517956
530 D (160 kW)	2004.06-	-	Estate Engine N57D30(306D2)	Center Bearing Support	513772
	2004.06-	-	Estate Engine N57D30(306D2)	Center Bearing Support	513772
	2004.06-	Rear	Estate Engine N57D30(306D2)	Joint,Propeller Shaft	530758
530 D (170 kW)	2005.09-2007.02	-	Estate Engine M57306D3	Center Bearing Support	513772
	2005.09-2007.02	-	Estate Engine M57306D3	Center Bearing Support	513772
	2005.09-2007.02	Rear	Estate Engine M57306D3	Joint,Propeller Shaft	530758
530 D (173 kW)	2007.03-2007.08	-	Estate Engine M57D30(306D3)	Center Bearing Support	513772
	2007.03-2007.08	-	Estate Engine M57D30(306D3)	Center Bearing Support	513772
	2007.03-2007.08	Rear	Estate Engine M57D30(306D3)	Joint,Propeller Shaft	530758
530 i (190 kW)	2005.01-2007.08	-	Estate Engine N52B30A/N52B30	Center Bearing Support	513771
	2005.01-2007.08	-	Estate Engine N52B30A/N52B30	Center Bearing Support	513771
530 i (200 kW)	2007.03-2007.08	-	Estate Engine N52B30A/N53B30A	Center Bearing Support	513771
	2007.03-2007.08	-	Estate Engine N52B30A/N53B30A	Center Bearing Support	513771
530 xD (170 kW)	2005.07-	-	Estate Engine M57306D3	Center Bearing Support	513771
	2005.07-	-	Estate Engine M57306D3	Center Bearing Support	513771
	2005.07-	-	Estate Engine M57306D3	Center Bearing Support	513772
	2005.07-	-	Estate Engine M57306D3	Center Bearing Support	513772
	2005.07-	-	Estate Engine M57306D3	Joint,Propeller Shaft	517956
530 xD (173 kW)	2007.01-	-	Estate Engine M57306D3	Center Bearing Support	513771
	2007.01-	-	Estate Engine M57306D3	Center Bearing Support	513771
	2007.01-	-	Estate Engine M57306D3	Center Bearing Support	513772
	2007.01-	-	Estate Engine M57306D3	Center Bearing Support	513772
	2007.01-	-	Estate Engine M57306D3	Joint,Propeller Shaft	517956
530 xi (190 kW)	2005.07-	-	Estate Engine N52B30A	Center Bearing Support	513771
	2005.07-	-	Estate Engine N52B30A	Center Bearing Support	513771
	2005.07-	-	Estate Engine N52B30A	Joint,Propeller Shaft	517956
530 xi (200 kW)	2007.01-	-	Estate Engine N53B30A/N52B30A	Center Bearing Support	513771
	2007.01-	-	Estate Engine N53B30A/N52B30A	Center Bearing Support	513771
	2007.01-	-	Estate Engine N53B30A/N52B30A	Joint,Propeller Shaft	517956
535 D (200 kW)	2004.07-2007.08	-	Estate Engine M57D30(306D4)	Center Bearing Support	513772
	2004.07-2007.08	-	Estate Engine M57D30(306D4)	Center Bearing Support	513772
535 D (210 kW)	2007.03-2007.08	-	Estate Engine M57D30(306D5)	Center Bearing Support	513772
	2007.03-2007.08	-	Estate Engine M57D30(306D5)	Center Bearing Support	513772
	2007.03-2007.08	Rear	Estate Engine M57D30(306D5)	Joint,Propeller Shaft	530758
545 i (245 kW)	2004.06-	-	Estate Engine N62B44A	Center Bearing Support	513772
	2004.06-	-	Estate Engine N62B44A	Center Bearing Support	513772
	2004.06-	-	Estate Engine N62B44A	Joint,Propeller Shaft	517956
550 i (270 kW)	2005.09-2007.08	-	Estate Engine N62B48A/N62B48B	Center Bearing Support	513772
	2005.09-2007.08	-	Estate Engine N62B48A/N62B48B	Center Bearing Support	513772
	2005.09-2007.08	-	Estate Engine N62B48A/N62B48B	Joint,Propeller Shaft	517955
	2005.09-2007.08	Rear	Estate Engine N62B48A/N62B48B	Joint,Propeller Shaft	530758
5 TOURING (F11)					
520D(135kW)	2010.09-	-	Estate Engine N47D20C	Joint,Propeller Shaft	517955
520i(135kW)	2011.09-	-	Estate Engine N20B20A	Joint,Propeller Shaft	510596
525D(150kW)	2010.09-	-	Estate Engine N57D30A	Joint,Propeller Shaft	517955
525DxD(160kW)	2011.09-	-	Estate Engine N47D20D	Joint,Propeller Shaft	517955
528i(180kW)	2011.09-	-	Estate Engine N20B20A	Joint,Propeller Shaft	510596
528ixD(180kW)	2011.09-	-	Estate Engine N20B20A	Joint,Propeller Shaft	517955
530 D xD(190 kW)	2011.09-	-	Estate Engine N57D30A	Joint,Propeller Shaft	517955
530D(180kW)	2010.09-	-	Estate Engine N57D30A	Joint,Propeller Shaft	517955
535 D xD(230 kW)	2011.09-	-	Estate Engine N57D30B	Joint,Propeller Shaft	517955
535i(225kW)	2010.09-	-	Estate Engine N53B30A	Joint,Propeller Shaft	517955



	 YEAR	FITTING POSITON	REMARKS	PRODUCT	GSP Ref.
BMW					
5 TOURING (F11)					
535ixDrive(225kW)	2011.09-	-	Estate Engine N55B30A	Joint,Propeller Shaft	517955
6 (E24)					
628 CSi (135 kW)	1979.09-1987.08	-	Coupe Engine M30B28	Center Bearing Support	510657
	1979.09-1987.08	-	Coupe Engine M30B28	Joint,Propeller Shaft	510596
	1979.09-1987.08	Front	Coupe Engine M30B28	Joint,Propeller Shaft	510662
630 CS (135 kW)	1976.04-1979.08	-	Coupe Engine M30B30	Center Bearing Support	510657
	1976.04-1979.08	-	Coupe Engine M30B30	Joint,Propeller Shaft	510596
	1976.04-1979.08	Front	Coupe Engine M30B30	Joint,Propeller Shaft	510662
630 CS (136 kW)	1976.04-1979.08	-	Coupe Engine M30B30	Center Bearing Support	510657
	1976.04-1979.08	-	Coupe Engine M30B30	Joint,Propeller Shaft	510596
	1976.04-1979.08	Front	Coupe Engine M30B30	Joint,Propeller Shaft	510662
633 CSi (145 kW)	1978.09-1984.08	-	Coupe Engine M30B32	Center Bearing Support	510657
	1978.09-1984.08	-	Coupe Engine M30B32	Joint,Propeller Shaft	510596
	1978.09-1984.08	Front	Coupe Engine M30B32	Joint,Propeller Shaft	510662
633 CSi (147 kW)	1976.04-1978.09	-	Coupe	Center Bearing Support	510657
	1976.04-1978.09	-	Coupe	Joint,Propeller Shaft	510596
	1976.04-1978.09	Front	Coupe	Joint,Propeller Shaft	510662
635 CSi (136 kW)	1985.01-1989.05	-	Coupe Engine M30B35(MOTRONIC,8:1,KAT.)	Center Bearing Support	510657
	1985.01-1989.05	-	Coupe Engine M30B35(MOTRONIC,8:1,KAT.)	Joint,Propeller Shaft	510596
	1985.01-1989.05	Front	Coupe Engine M30B35(MOTRONIC,8:1,KAT.)	Joint,Propeller Shaft	510662
635 CSi (141 kW)	1985.04-1990.09	-	Coupe Engine M30B35	Center Bearing Support	510657
	1985.04-1990.09	-	Coupe Engine M30B35	Joint,Propeller Shaft	510596
	1985.04-1990.09	Front	Coupe Engine M30B35	Joint,Propeller Shaft	510662
635 CSi (155 kW)	1987.08-1989.05	-	Coupe Engine M30B35	Center Bearing Support	510657
	1987.08-1989.05	-	Coupe Engine M30B35	Joint,Propeller Shaft	510596
	1987.08-1989.05	Front	Coupe Engine M30B35	Joint,Propeller Shaft	510662
635 CSi (160 kW)	1978.06-1988.08	-	Coupe Engine M30B35	Center Bearing Support	510657
	1978.06-1988.08	-	Coupe Engine M30B35	Joint,Propeller Shaft	510596
	1978.06-1988.08	Front	Coupe Engine M30B35	Joint,Propeller Shaft	510662
M635CSi(191kW)	1986.10-1988.10	-	Coupe Engine S38B35(KAT)/S38B35(356ED)	Center Bearing Support	510657
	1986.10-1988.10	-	Coupe Engine S38B35(KAT)/S38B35(356ED)	Joint,Propeller Shaft	510596
M635CSi(211kW)	1984.03-1989.05	-	Coupe Engine S38B35	Center Bearing Support	510657
	1984.03-1989.05	-	Coupe Engine S38B35	Joint,Propeller Shaft	510596
6 (E63)					
630 i (190 kW)	2004.09-2007.08	-	Coupe Engine N52B30/N52B30A	Center Bearing Support	513771
	2004.09-2007.08	-	Coupe Engine N52B30/N52B30A	Center Bearing Support	513771
630 i (200 kW)	2007.07-	-	Coupe Engine N53B30/N52B30A	Center Bearing Support	513771
	2007.07-	-	Coupe Engine N53B30/N52B30A	Center Bearing Support	513771
635 D (210 kW)	2007.07-	-	Coupe Engine M57D30(306D5)	Center Bearing Support	513772
	2007.07-	-	Coupe Engine M57D30(306D5)	Center Bearing Support	513772
	2007.07-	Rear	Coupe Engine M57D30(306D5)	Joint,Propeller Shaft	530758
645 Ci (245 kW)	2004.01-	-	Coupe Engine N62B44/N62B44A	Center Bearing Support	513772
	2004.01-	-	Coupe Engine N62B44/N62B44A	Center Bearing Support	513772
	2004.01-	-	Coupe Engine N62B44/N62B44A	Joint,Propeller Shaft	517956
650 i (270 kW)	2005.09-2007.08	-	Coupe Engine N62B48B	Center Bearing Support	513772
	2005.09-2007.08	-	Coupe Engine N62B48B	Center Bearing Support	513772
	2005.09-2007.08	-	Coupe Engine N62B48B	Joint,Propeller Shaft	517955
	2005.09-2007.08	Rear	Coupe Engine N62B48B	Joint,Propeller Shaft	530758
6 (E64)					
630 i (190 kW)	2004.09-2007.08	-	Convertible Engine N52B30A/N52B30	Center Bearing Support	513771
	2004.09-2007.08	-	Convertible Engine N52B30A/N52B30	Center Bearing Support	513771
630 i (200 kW)	2007.07-	-	Convertible Engine N53B30/N53B30A	Center Bearing Support	513771
	2007.07-	-	Convertible Engine N53B30/N53B30A	Center Bearing Support	513771
635 D (210 kW)	2007.07-	-	Convertible Engine M57D30(306D5)	Center Bearing Support	513772
	2007.07-	-	Convertible Engine M57D30(306D5)	Center Bearing Support	513772
	2007.07-	Rear	Convertible Engine M57D30(306D5)	Joint,Propeller Shaft	530758
645 Ci (245 kW)	2004.04-	-	Convertible Engine N62B44/N62B44A	Center Bearing Support	513772



	 YEAR	FITTING POSITON	REMARKS	PRODUCT	GSP Ref.
BMW					
6 (E64)					
645 Ci (245 kW)	2004.04-	-	Convertible Engine N62B44/N62B44A	Center Bearing Support	513772
	2004.04-	-	Convertible Engine N62B44/N62B44A	Joint,Propeller Shaft	517956
650 i (270 kW)	2005.09-2007.08	-	Convertible Engine N62B48B	Center Bearing Support	513772
	2005.09-2007.08	-	Convertible Engine N62B48B	Center Bearing Support	513772
	2005.09-2007.08	-	Convertible Engine N62B48B	Joint,Propeller Shaft	517955
	2005.09-2007.08	Rear	Convertible Engine N62B48B	Joint,Propeller Shaft	530758
6 (F12)					
640DxDrive(230kW)	2011.09-	-	Convertible Engine N57D30B	Joint,Propeller Shaft	517955
640i(235kW)	2011.03-	-	Convertible Engine N55B30A	Joint,Propeller Shaft	517955
650ixDrive(300kW)	2011.06-	-	Convertible Engine N63B44A	Joint,Propeller Shaft	517955
650ixDrive(330kW)	2011.11-	-	Convertible Engine N63B44B/N63B44A	Joint,Propeller Shaft	517955
6 (F13)					
640DxDrive(230kW)	2011.09-	-	Coupe Engine N57D30B	Joint,Propeller Shaft	517955
640i(235kW)	2010.11-	-	Coupe Engine N55B30A	Joint,Propeller Shaft	517955
650ixDrive(330kW)	2011.11-	-	Coupe Engine N63B44B	Joint,Propeller Shaft	517955
6 GRAN (F06)					
640i(235kW)	2011.09-	-	Coupe Engine N55B30A	Joint,Propeller Shaft	517955
650ixDrive(330kW)	2011.11-	-	Coupe Engine N63B44B	Joint,Propeller Shaft	517955
7 (E23)					
728 (125 kW)	1977.05-1979.08	-	Saloon Engine M30B28	Center Bearing Support	510657
728 i (135 kW)	1978.07-1986.08	-	Saloon Engine M30B28	Center Bearing Support	510657
	1978.07-1986.08	-	Saloon Engine M30B28	Joint,Propeller Shaft	510596
	1978.07-1986.08	Front	Saloon Engine M30B28	Joint,Propeller Shaft	510662
730 (135 kW)	1977.05-1979.08	-	Saloon Engine M30B30	Center Bearing Support	510657
	1977.05-1979.08	Front	Saloon Engine M30B30	Joint,Propeller Shaft	510662
733 i (145 kW)	1977.05-1986.08	-	Saloon Engine M30B32	Center Bearing Support	510657
	1977.05-1986.08	-	Saloon Engine M30B32	Joint,Propeller Shaft	510596
	1977.05-1986.08	Front	Saloon Engine M30B32	Joint,Propeller Shaft	510662
735 i (136 kW)	1985.01-1986.08	-	Saloon Engine M30B35(MOTRONIC, 8:1, KAT.	Center Bearing Support	510657
	1985.01-1986.08	-	Saloon Engine M30B35(MOTRONIC, 8:1, KAT.	Joint,Propeller Shaft	510596
	1985.01-1986.08	Front	Saloon Engine M30B35(MOTRONIC, 8:1, KAT.	Joint,Propeller Shaft	510662
735 i (141 kW)	1985.04-1986.08	-	Saloon Engine M30B35(MOTRONIC)	Center Bearing Support	510657
	1985.04-1986.08	-	Saloon Engine M30B35(MOTRONIC)	Joint,Propeller Shaft	510596
	1985.04-1986.08	Front	Saloon Engine M30B35(MOTRONIC)	Joint,Propeller Shaft	510662
735 i (160 kW)	1979.09-1986.08	-	Saloon Engine M30B35(MOTRONIC,10:1)	Center Bearing Support	510657
	1979.09-1986.08	-	Saloon Engine M30B35(MOTRONIC,10:1)	Joint,Propeller Shaft	510596
	1979.09-1986.08	Front	Saloon Engine M30B35(MOTRONIC,10:1)	Joint,Propeller Shaft	510662
745 i (185 kW)	1980.04-1983.04	-	Saloon Engine M30B32	Center Bearing Support	510657
	1980.04-1983.04	Front	Saloon Engine M30B32	Joint,Propeller Shaft	510662
745i(185kW)	1983.05-1986.08	-	Saloon Engine M30B35	Center Bearing Support	510657
	1983.05-1986.08	Front	Saloon Engine M30B35	Joint,Propeller Shaft	510662
7 (E32)					
730 i,iL (138 kW)	1986.12-1994.09	-	Saloon Engine M30B30	Center Bearing Support	510628
	1986.12-1994.09	-	Saloon Engine M30B30	Joint,Propeller Shaft	510596
	1986.12-1994.09	Front	Saloon Engine M30B30	Joint,Propeller Shaft	510662
730 i,iL (145 kW)	1986.12-1994.09	-	Saloon Engine M30B30	Center Bearing Support	510628
	1986.12-1994.09	-	Saloon Engine M30B30	Joint,Propeller Shaft	510596
	1986.12-1994.09	Front	Saloon Engine M30B30	Joint,Propeller Shaft	510662
730 i,iL V8 (160 kW)	1992.04-1994.09	-	Saloon Engine M60B30	Center Bearing Support	510628
	1992.04-1994.09	-	Saloon Engine M60B30	Joint,Propeller Shaft	510596
	1992.04-1994.09	Front	Saloon Engine M60B30	Joint,Propeller Shaft	510662
735 i,iL (155 kW)	1986.09-1992.09	-	Saloon Engine M30B35	Center Bearing Support	510628
	1986.09-1992.09	-	Saloon Engine M30B35	Joint,Propeller Shaft	510596
	1986.09-1992.09	Front	Saloon Engine M30B35	Joint,Propeller Shaft	510662
735 i,iL (162 kW)	1986.09-1987.12	-	Saloon Engine M30B35(MOTRONIC,9.2:1)	Center Bearing Support	510628
	1986.09-1987.12	-	Saloon Engine M30B35(MOTRONIC,9.2:1)	Joint,Propeller Shaft	510596
	1986.09-1987.12	Front	Saloon Engine M30B35(MOTRONIC,9.2:1)	Joint,Propeller Shaft	510662



	 YEAR	FITTING POSITON	REMARKS	PRODUCT	GSP Ref.
BMW					
7 (E32)					
740 i,iL V8 (210 kW)	1992.04-1994.09	-	Saloon Engine M60B40/M60B40(408S1)	Joint,Propeller Shaft	510596
	1992.04-1994.09	Front	Saloon Engine M60B40/M60B40(408S1)	Joint,Propeller Shaft	510663
750 i,iL V12 (220 kW)	1987.09-1994.09	-	Saloon Engine M70B50/M70B50(5012A)	Joint,Propeller Shaft	510596
7 (E38)					
728 i,iL (142 kW)	1995.08-2001.11	-	Saloon Engine M52B28	Joint,Propeller Shaft	510596
730 D (135 kW)	1998.08-2000.04	-	Saloon Engine M57D30	Center Bearing Support	510658
	1998.08-2000.04	Front	Saloon Engine M57D30	Joint,Propeller Shaft	530160
730 D (142 kW)	2000.04-2001.11	-	Saloon Engine M57D30(306D1)	Center Bearing Support	510658
	2000.04-2001.11	Front	Saloon Engine M57D30(306D1)	Joint,Propeller Shaft	530160
730 i,iL (155 kW)	1994.10-2001.11	-	Saloon Engine M60B30	Joint,Propeller Shaft	510596
730 i,iL (160 kW)	1994.10-2001.11	-	Saloon Engine M60B30	Joint,Propeller Shaft	510596
735 i,iL (173 kW)	1996.01-2001.11	-	Saloon Engine M62B(358S1)/M62B35	Center Bearing Support	510658
	1996.01-2001.11	-	Saloon Engine M62B(358S1)/M62B35	Joint,Propeller Shaft	510596
740 D (180 kW)	1999.05-2001.11	-	Saloon Engine M67D39	Center Bearing Support	510658
	1999.05-2001.11	Front	Saloon Engine M67D39	Joint,Propeller Shaft	530160
740 i,iL (210 kW)	1994.10-2001.11	-	Saloon Engine M60B40/M60B40(408S1)	Center Bearing Support	510658
	1994.10-2001.11	Front	Saloon Engine M60B40/M60B40(408S1)	Joint,Propeller Shaft	510663
	1996.01-2001.11	-	Saloon Engine M62B44(448S1)/M62B44(448S2)	Center Bearing Support	510658
	1996.01-2001.11	Front	Saloon Engine M62B44(448S1)/M62B44(448S2)	Joint,Propeller Shaft	510663
750 i,iL (240 kW)	1994.12-2001.11	-	Saloon Engine M73B54/M73B54(54121)	Center Bearing Support	510658
	1994.12-2001.11	Front	Saloon Engine M73B54/M73B54(54121)	Joint,Propeller Shaft	510663
7 (E65, E66, E67)					
730 D (160 kW)	2002.10-	-	Saloon Engine M57D30(306D2)	Center Bearing Support	530153
	2002.10-	Front	Saloon Engine M57D30(306D2)	Joint,Propeller Shaft	530160
730 i,Li (170 kW)	2003.03-	Front	Saloon Engine M54B30(306S3)	Joint,Propeller Shaft	530160
730 i,Li (190 kW)	2005.03-	Rear	Saloon Engine N52B30A/N52B30	Joint,Propeller Shaft	530758
730 LD (170 kW)	2005.07-	-	Saloon Engine M57D30(306D3)/N57N306D2	Center Bearing Support	530153
	2005.07-	Front	Saloon Engine M57D30(306D3)/N57N306D2	Joint,Propeller Shaft	530160
735 i,Li (200 kW)	2001.11-	-	Saloon Engine N62B36	Center Bearing Support	530153
	2001.11-	-	Saloon Engine N62B36	Joint,Propeller Shaft	517956
	2001.11-	Front	Saloon Engine N62B36	Joint,Propeller Shaft	530160
740 D (190 kW)	2002.10-	-	Saloon Engine M67D39(398D1)	Center Bearing Support	530153
740 i,Li (225 kW)	2005.01-	-	Saloon Engine N62B40A	Center Bearing Support	530153
	2005.01-	Rear	Saloon Engine N62B40A	Joint,Propeller Shaft	530758
745 D (220 kW)	2005.03-2005.08	-	Saloon Engine M67D44(448D1)	Center Bearing Support	530153
745 D (242 kW)	2005.07-	-	Saloon Engine M67D44(448D1)/N67N448D2	Center Bearing Support	530153
745 i,Li (245 kW)	2001.11-	-	Saloon Engine N62B44/N62B44A	Center Bearing Support	530153
	2001.11-	-	Saloon Engine N62B44/N62B44A	Joint,Propeller Shaft	517956
	2001.11-	Front	Saloon Engine N62B44/N62B44A	Joint,Propeller Shaft	530160
750 i,Li (270 kW)	2005.01-2007.08	-	Saloon Engine N62B48B	Center Bearing Support	530153
	2005.01-2007.08	Rear	Saloon Engine N62B48B	Joint,Propeller Shaft	530758
760 i,Li (327 kW)	2003.01-	-	Saloon Engine N73B60/N73B60A	Center Bearing Support	530153
7 (F01, F02, F03, F04)					
3.0ActiveHybrid(260kW)	2012.07-	-	Saloon Engine N55B30A	Joint,Propeller Shaft	517955
730D(180kW)	2008.10-	-	Saloon Engine N57D30A	Joint,Propeller Shaft	517955
730D(190kW)	2012.07-	-	Saloon Engine N57D30A	Joint,Propeller Shaft	517955
730i(190kW)	2008.06-	-	Saloon Engine N52B30A	Joint,Propeller Shaft	517955
740D(225kW)	2009.09-	-	Saloon Engine N57D30B	Joint,Propeller Shaft	517955
740DxD(230kW)	2012.07-	-	Saloon Engine N57D30B	Joint,Propeller Shaft	517955
740i(235kW)	2012.07-	-	Saloon Engine N55B30A	Joint,Propeller Shaft	517955
740i(240kW)	2008.10-	-	Saloon Engine N54B30A	Joint,Propeller Shaft	517955
750 i xDrive (300 kW)	2009.09-	-	Saloon Engine N63B44A/N63B44B	Joint,Propeller Shaft	517955
8 (E31)					
840 Ci (210 kW)	1996.01-1999.12	Front	Coupe Engine M62B44/M62B44TU/M62B44(448S1)	Joint,Propeller Shaft	510663
840 i (210 kW)	1993.02-1996.02	Front	Coupe Engine M60B40/M60B40(408S1)	Joint,Propeller Shaft	510663
X1 (E84)					
sDrive 18 D (105 kW)	2009.10-	-	Estate Engine N47D20C	Joint,Propeller Shaft	510596



	 YEAR	FITTING POSITON	REMARKS	PRODUCT	GSP Ref.
BMW					
X1 (E84)					
sDrive 18 i (110 kW)	2010.01-	-	Estate Engine N46B20B	Joint,Propeller Shaft	510596
sDrive 20 D (120 kW)	2010.03-	-	Estate Engine N47D20C	Joint,Propeller Shaft	510596
	2010.03-	-	Estate Engine N47D20C	Joint,Propeller Shaft	517955
sDrive 20 D (130 kW)	2009.10-	-	Estate Engine N47D20C	Joint,Propeller Shaft	510596
	2009.10-	-	Estate Engine N47D20C	Joint,Propeller Shaft	517955
sDrive 20 D (135 kW)	2011.03-	-	Estate Engine N47D20C	Joint,Propeller Shaft	510596
	2011.03-	-	Estate Engine N47D20C	Joint,Propeller Shaft	517955
sDrive 20 i (135 kW)	2011.09-	-	Estate Engine N20B20A	Joint,Propeller Shaft	510596
xDrive 28 i (190 kW)	2009.10-	-	Estate Engine N52B30A	Joint,Propeller Shaft	517956
X3 (E83)					
2.0 D (110 kW)	2004.09-2007.08	-	Closed Off-Road Vehicle Engine M47D20(204D4)	Joint,Propeller Shaft	510596
	2004.09-2007.08	Front	Closed Off-Road Vehicle Engine M47D20(204D4)	Joint,Propeller Shaft	530160
2.0 D (130 kW)	2007.09-	-	Closed Off-Road Vehicle Engine N47D20A	Joint,Propeller Shaft	510596
	2007.09-	-	Closed Off-Road Vehicle Engine N47D20A	Joint,Propeller Shaft	530758
2.0 i (110 kW)	2005.09-2006.07	-	Closed Off-Road Vehicle Engine N46B20/N46B20B	Joint,Propeller Shaft	510596
2.5 i (141 kW)	2004.03-2006.07	-	Closed Off-Road Vehicle Engine M54B25(256S5)	Center Bearing Support	513771
	2004.03-2006.07	-	Closed Off-Road Vehicle Engine M54B25(256S5)	Center Bearing Support	513771
	2004.03-2006.07	-	Closed Off-Road Vehicle Engine M54B25(256S5)	Joint,Propeller Shaft	510596
2.5 Si (160 kW)	2006.08-2007.08	-	Closed Off-Road Vehicle Engine N52B25A	Center Bearing Support	513771
	2006.08-2007.08	-	Closed Off-Road Vehicle Engine N52B25A	Center Bearing Support	513771
	2006.08-2007.08	-	Closed Off-Road Vehicle Engine N52B25A	Joint,Propeller Shaft	510596
	2006.08-2007.08	-	Closed Off-Road Vehicle Engine N52B25A	Joint,Propeller Shaft	530758
3.0 D (150 kW)	2004.01-	-	"Closed Off-Road Vehicle Engine M57D30(306D2)"	Center Bearing Support	513771
	2004.01-	-	Closed Off-Road Vehicle Engine M57D30(306D2)	Center Bearing Support	513771
3.0 D (160 kW)	2005.09-2007.08	-	Closed Off-Road Vehicle Engine M57D30	Center Bearing Support	513771
	2005.09-2007.08	-	Closed Off-Road Vehicle Engine M57D30	Center Bearing Support	513771
	2005.09-2007.08	-	Closed Off-Road Vehicle Engine M57D30	Joint,Propeller Shaft	510596
3.0 i xDrive (170 kW)	2004.03-2006.07	-	Closed Off-Road Vehicle Engine M54B30(306S3)	Center Bearing Support	513771
	2004.03-2006.07	-	Closed Off-Road Vehicle Engine M54B30(306S3)	Center Bearing Support	513771
	2004.03-2006.07	-	Closed Off-Road Vehicle Engine M54B30(306S3)	Joint,Propeller Shaft	510596
3.0 SD (210 kW)	2006.08-2007.08	-	Closed Off-Road Vehicle Engine M57D30(306D5)	Center Bearing Support	513771
	2006.08-2007.08	-	Closed Off-Road Vehicle Engine M57D30(306D5)	Center Bearing Support	513771
	2006.08-2007.08	-	Closed Off-Road Vehicle Engine M57D30(306D5)	Joint,Propeller Shaft	510596
	2006.08-2007.08	-	Closed Off-Road Vehicle Engine M57D30(306D5)	Joint,Propeller Shaft	530758
3.0 Si (200 kW)	2006.08-2007.08	-	Closed Off-Road Vehicle Engine N52B30A	Center Bearing Support	513771
	2006.08-2007.08	-	Closed Off-Road Vehicle Engine N52B30A	Center Bearing Support	513771
	2006.08-2007.08	-	Closed Off-Road Vehicle Engine N52B30A	Joint,Propeller Shaft	510596
	2006.08-2007.08	-	Closed Off-Road Vehicle Engine N52B30A	Joint,Propeller Shaft	530758
xDrive 18 D (105 kW)	2008.09-	-	Closed Off-Road Vehicle Engine N47D20C	Joint,Propeller Shaft	530758
xDrive 30 D (160 kW)	2008.09-	-	Closed Off-Road Vehicle Engine M57D30(306D3)	Center Bearing Support	513771
	2008.09-	-	Closed Off-Road Vehicle Engine M57D30(306D3)	Center Bearing Support	513771
X3 (F25)					
xDrive 28 i (190 kW)	2011.04-	-	Closed Off-Road Vehicle Engine N52B30A	Center Bearing Support	531023
xDrive 35 i (225 kW)	2010.09-	-	Closed Off-Road Vehicle Engine N55B30A	Center Bearing Support	531023
xDrive20D(135kW)	2010.09-	-	Closed Off-Road Vehicle Engine N47D20C	Joint,Propeller Shaft	510596
xDrive28i(180kW)	2011.08-	-	Closed Off-Road Vehicle Engine N20B20A	Joint,Propeller Shaft	510596
xDrive28i(190kW)	2011.04-	-	Closed Off-Road Vehicle Engine N52B30A	Joint,Propeller Shaft	510596
xDrive35i(225kW)	2010.09-	-	Closed Off-Road Vehicle Engine N55B30A	Joint,Propeller Shaft	510596
X5 (E53)					
3.0 D (135 kW)	2001.05-	-	Closed Off-Road Vehicle Engine M57D30(306D1)	Center Bearing Support	514792
	2001.05-	-	Closed Off-Road Vehicle Engine M57D30(306D1)	Joint,Propeller Shaft	510596
3.0 D (160 kW)	2003.09-2007.08	-	Closed Off-Road Vehicle Engine M57N306D4	Center Bearing Support	514792
3.0 i (170 kW)	2000.09-2007.08	-	Closed Off-Road Vehicle Engine M54B30(306S3)	Center Bearing Support	514792
	2000.09-2007.08	-	Closed Off-Road Vehicle Engine M54B30(306S3)	Joint,Propeller Shaft	510596
4.4 i (210 kW)	2000.05-	-	Closed Off-Road Vehicle Engine M62B44/M62B44TU	Center Bearing Support	514792
	2000.05-	-	Closed Off-Road Vehicle Engine M62B44/M62B44TU	Joint,Propeller Shaft	510596
4.4 i (235 kW)	2003.09-2007.08	-	Closed Off-Road Vehicle Engine N62B44/N62B44A	Center Bearing Support	514792



	 YEAR	FITTING POSITON	REMARKS	PRODUCT	GSP Ref.
BMW					
X5 (E53)					
4.6 iS (255 kW)	2002.02-	-	Closed Off-Road Vehicle Engine M62B46(468S1)	Center Bearing Support	514792
	2002.02-	-	Closed Off-Road Vehicle Engine M62B46(468S1)	Joint,Propeller Shaft	510596
4.8 iS (265 kW)	2004.03-2007.08	-	Closed Off-Road Vehicle Engine N62B48A	Center Bearing Support	514792
X5 (E70)					
3.0 D (173 kW)	2007.02-2008.09	-	Closed Off-Road Vehicle Engine M57D30(306D3)	Joint,Propeller Shaft	510596
3.0 Si (200 kW)	2007.02-2008.09	-	Closed Off-Road Vehicle Engine N52B30/N52B30A	Center Bearing Support	531023
	2007.02-2008.09	-	Closed Off-Road Vehicle Engine N52B30/N52B30A	Joint,Propeller Shaft	510596
4.8 i xDrive (261 kW)	2007.09-2008.09	-	Closed Off-Road Vehicle Engine N62B48B	Center Bearing Support	531023
	2007.09-2008.09	-	Closed Off-Road Vehicle Engine N62B48B	Joint,Propeller Shaft	510596
xDrive 35 i (225 kW)	2010.09-	-	Closed Off-Road Vehicle Engine N55B30A	Center Bearing Support	531023
xDrive 40 D (225 kW)	2010.09-	-	Closed Off-Road Vehicle Engine N57SD30B	Center Bearing Support	531023
X6 (E71, E72)					
30 D (173 kW)	2008.05-	-	Closed Off-Road Vehicle Engine M57N2306D3	Joint,Propeller Shaft	510596
35 D (210 kW)	2008.05-	-	Closed Off-Road Vehicle Engine M57D30(306D5)	Joint,Propeller Shaft	510596
35 i (225 kW)	2008.05-	-	Closed Off-Road Vehicle Engine N54B30A	Center Bearing Support	531023
	2008.05-	-	Closed Off-Road Vehicle Engine N54B30A	Joint,Propeller Shaft	510596
50 i (300 kW)	2008.05-	-	Closed Off-Road Vehicle Engine N63B44A	Center Bearing Support	531023
xDrive 30 D (180 kW)	2010.09-	-	Closed Off-Road Vehicle Engine M57ND30(306D3)/N57D30A	Center Bearing Support	531023
xDrive 35 i (225 kW)	2008.09-	-	Closed Off-Road Vehicle Engine N54B30A/N55B30A	Center Bearing Support	531023
xDrive 50 i (300 kW)	2008.09-	-	Closed Off-Road Vehicle Engine N63B44A	Center Bearing Support	531023
	2008.09-	-	Closed Off-Road Vehicle Engine N63B44A	Joint,Propeller Shaft	510596
Z1					
2.5(125kW)	1988.06-1991.06	Front	Convertible Engine M20B25	Joint,Propeller Shaft	510641
Z3 (E36)					
1.8 (85 kW)	1995.10-1998.10	-	Convertible Engine M43B18	Center Bearing Support	510659
	1995.10-1998.10	-	Convertible Engine M43B18	Joint,Propeller Shaft	510596
	1995.10-1998.10	Front	Convertible Engine M43B18	Joint,Propeller Shaft	510597
1.9 (103 kW)	1995.10-1999.03	-	Convertible Engine M44B19/M44B19(194S1)	Center Bearing Support	510659
	1995.10-1999.03	-	Convertible Engine M44B19/M44B19(194S1)	Joint,Propeller Shaft	510596
	1995.10-1999.03	Front	Convertible Engine M44B19/M44B19(194S1)	Joint,Propeller Shaft	510597
	1995.10-1999.03	Front	Convertible Engine M44B19/M44B19(194S1)	Joint,Propeller Shaft	510641
1.9 (85 kW)	1999.01-2003.01	-	Convertible Engine M43B19(194E1)	Center Bearing Support	510659
	1999.01-2003.01	-	Convertible Engine M43B19(194E1)	Joint,Propeller Shaft	510596
	1999.01-2003.01	Front	Convertible Engine M43B19(194E1)	Joint,Propeller Shaft	510597
1.9 (87 kW)	1998.07-2003.01	-	Convertible Engine M43B19(194E1)	Center Bearing Support	510659
	1998.07-2003.01	-	Convertible Engine M43B19(194E1)	Joint,Propeller Shaft	510596
	1998.07-2003.01	Front	Convertible Engine M43B19(194E1)	Joint,Propeller Shaft	510597
2.0 (110 kW)	1999.04-2003.01	-	Convertible Engine M52B(206S4)/M52B20	Center Bearing Support	510659
	1999.04-2003.01	-	Convertible Engine M52B(206S4)/M52B20	Joint,Propeller Shaft	510596
	1999.04-2003.01	Front	Convertible Engine M52B(206S4)/M52B20	Joint,Propeller Shaft	510597
2.2 (125 kW)	2000.08-2003.01	-	Convertible Engine M54B22(226S1)	Center Bearing Support	510659
	2000.08-2003.01	-	Convertible Engine M54B22(226S1)	Joint,Propeller Shaft	510596
	2000.08-2003.01	Front	Convertible Engine M54B22(226S1)	Joint,Propeller Shaft	510597
2.8 (141 kW)	1997.04-2000.06	-	Convertible Engine M52B28/M52B28TU	Center Bearing Support	510659
	1997.04-2000.06	-	Convertible Engine M52B28/M52B28TU	Joint,Propeller Shaft	510596
	1997.04-2000.06	Front	Convertible Engine M52B28/M52B28TU	Joint,Propeller Shaft	510597
	1997.07-2000.06	-	Coupe Engine M52B28/M52B28(286S1)	Center Bearing Support	510659
	1997.07-2000.06	-	Coupe Engine M52B28/M52B28(286S1)	Joint,Propeller Shaft	510596
	1997.07-2000.06	Front	Coupe Engine M52B28/M52B28(286S1)	Joint,Propeller Shaft	510597
3.0 (170 kW)	2000.06-2003.01	-	Convertible Engine M54B30(306S3)	Center Bearing Support	510659
	2000.06-2003.01	-	Convertible Engine M54B30(306S3)	Joint,Propeller Shaft	510596
	2000.06-2003.06	-	Coupe Engine M54B30(306S3)	Center Bearing Support	510659
	2000.06-2003.06	-	Coupe Engine M54B30(306S3)	Joint,Propeller Shaft	510596
M 3.2 (236 kW)	1997.03-2001.06	-	Convertible Engine S50B32	Joint,Propeller Shaft	510596
	1998.02-2001.06	-	Coupe Engine S50B32	Joint,Propeller Shaft	510596
M 3.2 (239 kW)	2001.06-2003.01	-	Convertible Engine S54B32(326S4)/S54B32	Joint,Propeller Shaft	510596
	2001.06-2003.06	-	Coupe Engine S54326S4/S54B32	Joint,Propeller Shaft	510596



	 YEAR	FITTING POSITON	REMARKS	PRODUCT	GSP Ref.
BMW					
Z4 (E85)					
2.0 i (110 kW)	2005.04-2007.08	-	Convertible Engine N46B20A/N46B20B	Center Bearing Support	512301
	2005.04-2007.08	-	Convertible Engine N46B20A/N46B20B	Joint,Propeller Shaft	510596
	2005.04-2007.08	Front	Convertible Engine N46B20A/N46B20B	Joint,Propeller Shaft	510641
2.2 i (125 kW)	2003.08-2005.12	-	Convertible Engine M54B22(226S1)	Center Bearing Support	512301
	2003.08-2005.12	-	Convertible Engine M54B22(226S1)	Joint,Propeller Shaft	510596
	2003.08-2005.12	Front	Convertible Engine M54B22(226S1)	Joint,Propeller Shaft	510597
2.5 i (130 kW)	2006.01-2007.08	-	Convertible Engine N52B25A	Center Bearing Support	512301
	2006.01-2007.08	-	Convertible Engine N52B25A	Joint,Propeller Shaft	510596
2.5 i (141 kW)	2003.02-	-	Convertible Engine M54B25(256S5)	Center Bearing Support	512301
	2003.02-	-	Convertible Engine M54B25(256S5)	Joint,Propeller Shaft	510596
	2003.02-	Front	Convertible Engine M54B25(256S5)	Joint,Propeller Shaft	510597
	2003.02-	Front	Convertible Engine M54B25(256S5)	Joint,Propeller Shaft	510662
2.5 Si (160 kW)	2006.01-2007.08	-	Convertible Engine N52B25A	Center Bearing Support	512301
	2006.01-2007.08	-	Convertible Engine N52B25A	Joint,Propeller Shaft	510596
3.0 i (170 kW)	2003.02-	-	Convertible Engine M54B30(306S3)	Center Bearing Support	512301
	2003.02-	-	Convertible Engine M54B30(306S3)	Joint,Propeller Shaft	510596
3.0 Si (195 kW)	2006.01-2007.08	-	Convertible Engine N52B30A	Center Bearing Support	512301
	2006.01-2007.08	-	Convertible Engine N52B30A	Joint,Propeller Shaft	510596
Z4 (E86)					
3.0 Si (195 kW)	2006.03-2007.08	-	Coupe Engine N52B30A	Center Bearing Support	512301
	2006.03-2007.08	-	Coupe Engine N52B30A	Joint,Propeller Shaft	510596
Z4 (E89)					
sDrive 20 i (135 kW)	2011.09-	-	Convertible Engine N20B20A	Joint,Propeller Shaft	510596
sDrive 23 i (150 kW)	2009.01-	-	Convertible Engine N52B25A	Joint,Propeller Shaft	510596
sDrive 28 i (180 kW)	2011.09-	-	Convertible Engine N20B20A	Joint,Propeller Shaft	510596
sDrive 30 i (190 kW)	2009.01-	-	Convertible Engine N52B30A	Joint,Propeller Shaft	510596
sDrive 35 i (225 kW)	2009.01-	-	Convertible Engine N54B30A	Joint,Propeller Shaft	517955
sDrive 35 iS (250 kW)	2010.09-	-	Convertible Engine N54B30A	Joint,Propeller Shaft	517955
Z8 (E52)					
4.9 (294 kW)	2000.06-2003.06	Front	Convertible Engine S38B49/S62B50	Joint,Propeller Shaft	510663
CHECKER					
MARATHON					
-	1968-1982	-	-	Center Bearing Support	518870
CHEVROLET					
ASTRO					
-	1985-1993	-	-	Center Bearing Support	518870
AVALANCHE					
-	2007-	-	-	Center Bearing Support Kit	518387S
AVALANCHE 1500					
-	2002-2006	-	-	Center Bearing Support Kit	518387S
AVALANCHE 2500					
-	2002-2006	-	-	Center Bearing Support Kit	518387S
B7					
-	1993-1996	-	-	Center Bearing Support	518869
BEL AIR					
-	1958-1964	-	-	Center Bearing Support	518867
BISCAYNE					
-	1958-1964	-	-	Center Bearing Support	518867
BLAZER					
-	1969-1974	-	-	Center Bearing Support	518868
	1969-1974	-	-	Center Bearing Support	518870
	1970-1972	-	-	Center Bearing Support	518867
	1987-2003	-	-	Center Bearing Support	518870
BROOKWOOD					
-	1958-1961	-	-	Center Bearing Support	518867



 YEAR	 YEAR	FITTING POSITON	REMARKS	PRODUCT	GSP Ref.
CHEVROLET					
C10					
-	1975-1986	-	-	Center Bearing Support	518868
-	1975-1986	-	-	Center Bearing Support	518869
-	1975-1986	-	-	Center Bearing Support	518870
C10 PANEL					
-	1960-1967	-	-	Center Bearing Support	518868
-	1960-1967	-	-	Center Bearing Support	518869
-	1961-1967	-	-	Center Bearing Support	518867
C10 PICKUP					
-	1960-1974	-	-	Center Bearing Support	518868
-	1960-1974	-	-	Center Bearing Support	518869
-	1961-1974	-	-	Center Bearing Support	518867
-	1961-1974	-	-	Center Bearing Support	518870
C10 SUBURBAN					
-	1960-1974	-	-	Center Bearing Support	518867
-	1960-1986	-	-	Center Bearing Support	518868
-	1960-1986	-	-	Center Bearing Support	518869
-	1968-1986	-	-	Center Bearing Support	518870
C1500					
-	1900-1999	-	-	Center Bearing Support	518868
-	1988-1999	-	-	Center Bearing Support	518869
-	1988-1999	-	-	Center Bearing Support	518870
-	1990-1999	-	-	Center Bearing Support	518867
-	1999-	-	-	Center Bearing Support Kit	518387S
C1500 SUBURBAN					
-	1992-1999	-	-	Center Bearing Support	518867
-	1992-1999	-	-	Center Bearing Support	518868
-	1992-1999	-	-	Center Bearing Support	518869
-	1992-1999	-	-	Center Bearing Support	518870
-	1999-	-	-	Center Bearing Support Kit	518387S
C20					
-	1975-1986	-	-	Center Bearing Support	518868
-	1975-1986	-	-	Center Bearing Support	518869
-	1975-1986	-	-	Center Bearing Support	518870
C20 PANEL					
-	1967-	-	-	Center Bearing Support	518867
-	1967-	-	-	Center Bearing Support	518868
-	1967-	-	-	Center Bearing Support	518869
C20 PICKUP					
-	1960-1974	-	-	Center Bearing Support	518868
-	1960-1974	-	-	Center Bearing Support	518869
-	1961-1974	-	-	Center Bearing Support	518867
-	1961-1974	-	-	Center Bearing Support	518870
C20 SUBURBAN					
-	1960-1986	-	-	Center Bearing Support	518868
-	1960-1986	-	-	Center Bearing Support	518869
-	1961-1974	-	-	Center Bearing Support	518867
-	1968-1986	-	-	Center Bearing Support	518870
C2500					
-	1988-2000	-	-	Center Bearing Support	518869
-	1988-2000	-	-	Center Bearing Support	518870
-	1990-2000	-	-	Center Bearing Support	518867
-	1990-2000	-	-	Center Bearing Support	518868
-	1992-1995	-	-	Center Bearing Support Kit	518387S
-	1999-2000	-	-	Center Bearing Support Kit	518387S
C2500 SUBURBAN					
-	1992-1995	-	-	Center Bearing Support Kit	518387S
-	1992-1999	-	-	Center Bearing Support	518867



	 YEAR	FITTING POSITON	REMARKS	PRODUCT	GSP Ref.
CHEVROLET					
C2500 SUBURBAN					
-	1992-1999	-	-	Center Bearing Support	518868
-	1992-1999	-	-	Center Bearing Support	518869
-	1992-1999	-	-	Center Bearing Support	518870
-	1999-	-	-	Center Bearing Support Kit	518387S
C30					
-	1975-1986	-	-	Center Bearing Support	518868
-	1975-1986	-	-	Center Bearing Support	518869
-	1975-1986	-	-	Center Bearing Support	518870
C30 PANEL					
-	1960-1966	-	-	Center Bearing Support	518869
-	1960-1966	-	-	Center Bearing Support	518868
-	1961-1966	-	-	Center Bearing Support	518867
C30 PICKUP					
-	1960-1974	-	-	Center Bearing Support	518868
-	1960-1974	-	-	Center Bearing Support	518869
-	1961-1974	-	-	Center Bearing Support	518867
-	1961-1974	-	-	Center Bearing Support	518870
C3500					
-	1988-2000	-	-	Center Bearing Support	518868
-	1988-2000	-	-	Center Bearing Support	518869
-	1988-2000	-	-	Center Bearing Support	518870
-	1990-2000	-	-	Center Bearing Support	518867
C3500HD					
-	1991-2001	-	-	Center Bearing Support	518869
C40					
-	1960-1964	-	-	Center Bearing Support	518867
-	1960-1964	-	-	Center Bearing Support	518868
-	1960-1964	-	-	Center Bearing Support	518869
C50					
-	1980-	-	-	Center Bearing Support Kit	518385S
-	1980-1990	-	-	Center Bearing Support	518867
-	1980-1990	-	-	Center Bearing Support	518868
-	1980-1990	-	-	Center Bearing Support	518869
C5500 KODIAK					
-	1990-1991	-	-	Center Bearing Support	518292
C60					
-	1980-	-	-	Center Bearing Support Kit	518385S
-	1980-1990	-	-	Center Bearing Support	518292
-	1980-1990	-	-	Center Bearing Support	518867
-	1980-1990	-	-	Center Bearing Support	518868
-	1980-1990	-	-	Center Bearing Support	518869
C60 KODIAK					
-	1990-1996	-	-	Center Bearing Support	518292
-	1990-1996	-	-	Center Bearing Support	518869
C6500 KODIAK					
-	1997-	-	-	Center Bearing Support	518292
C70					
-	1980-	-	-	Center Bearing Support Kit	518385S
-	1980-1990	-	-	Center Bearing Support	518867
-	1980-1990	-	-	Center Bearing Support	518868
-	1980-1990	-	-	Center Bearing Support	518869
C70 KODIAK					
-	1990-1996	-	-	Center Bearing Support	518292
-	1990-1996	-	-	Center Bearing Support	518869
C7500 KODIAK					
-	1997-	-	-	Center Bearing Support	518292
CAPRICE					



	 YEAR	FITTING POSITON	REMARKS	PRODUCT	GSP Ref.
CHEVROLET					
CAPRICE					
-	1966-1982	-	-	Center Bearing Support	518867
CAPTIVA (C100)					
-	2007-	-	-	Center Bearing Support	514802
DEL RAY					
-	1958-	-	-	Center Bearing Support	518867
EL CAMINO					
-	1959-1960	-	-	Center Bearing Support	518867
-	1964-	-	-	Center Bearing Support	518867
EXPRESS 1500					
-	1996-2003	-	-	Center Bearing Support	518870
-	1999-2012	-	-	Center Bearing Support Kit	518387S
EXPRESS 2500					
-	1996-2003	-	-	Center Bearing Support	518870
EXPRESS 3500					
-	1996-2003	-	-	Center Bearing Support	518870
G10					
-	1975-1995	-	-	Center Bearing Support	518868
-	1975-1995	-	-	Center Bearing Support	518870
G10 VAN					
-	1964-1974	-	-	Center Bearing Support	518868
-	1964-1974	-	-	Center Bearing Support	518870
-	1970-1972	-	-	Center Bearing Support	518867
G20					
-	1975-1995	-	-	Center Bearing Support	518868
-	1975-1995	-	-	Center Bearing Support	518870
G20 VAN					
-	1965-	-	-	Center Bearing Support	518868
-	1967-1974	-	-	Center Bearing Support	518868
-	1967-1974	-	-	Center Bearing Support	518870
-	1970-1972	-	-	Center Bearing Support	518867
G30					
-	1975-1996	-	-	Center Bearing Support	518868
-	1975-1996	-	-	Center Bearing Support	518870
G30 VAN					
-	1970-1972	-	-	Center Bearing Support	518867
-	1970-1974	-	-	Center Bearing Support	518868
-	1971-1974	-	-	Center Bearing Support	518870
IMPALA					
-	1958-1964	-	-	Center Bearing Support	518867
-	1966-1982	-	-	Center Bearing Support	518867
K10					
-	1975-1986	-	-	Center Bearing Support	518868
-	1975-1986	-	-	Center Bearing Support	518870
K10 PICKUP					
-	1960-1974	-	-	Center Bearing Support	518868
-	1961-1974	-	-	Center Bearing Support	518870
-	1970-1972	-	-	Center Bearing Support	518867
K10 SUBURBAN					
-	1960-1986	-	-	Center Bearing Support	518868
-	1968-1986	-	-	Center Bearing Support	518870
-	1970-1972	-	-	Center Bearing Support	518867
K1500					
-	1988-1999	-	-	Center Bearing Support	518868
-	1988-1999	-	-	Center Bearing Support	518870
K1500 SUBURBAN					
-	1992-1999	-	-	Center Bearing Support	518868
-	1992-1999	-	-	Center Bearing Support	518870



	 YEAR	FITTING POSITON	REMARKS	PRODUCT	GSP Ref.
CHEVROLET					
K20					
-	1975-1986	-	-	Center Bearing Support	518868
-	1975-1986	-	-	Center Bearing Support	518870
K20 PANEL					
-	1967-	-	-	Center Bearing Support	518868
K20 PICKUP					
-	1960-1974	-	-	Center Bearing Support	518868
-	1961-1974	-	-	Center Bearing Support	518870
-	1970-1972	-	-	Center Bearing Support	518867
K20 SUBURBAN					
-	1960-1986	-	-	Center Bearing Support	518868
-	1968-1986	-	-	Center Bearing Support	518870
-	1970-1972	-	-	Center Bearing Support	518867
K2500					
-	1988-2000	-	-	Center Bearing Support	518868
-	1988-2000	-	-	Center Bearing Support	518870
K2500 SUBURBAN					
-	1992-1999	-	-	Center Bearing Support	518868
-	1992-1999	-	-	Center Bearing Support	518870
K30					
-	1977-1986	-	-	Center Bearing Support	518868
-	1977-1986	-	-	Center Bearing Support	518870
K30 PICKUP					
-	1968-1974	-	-	Center Bearing Support	518868
-	1968-1974	-	-	Center Bearing Support	518870
-	1970-1972	-	-	Center Bearing Support	518867
K3500					
-	1988-2000	-	-	Center Bearing Support	518868
-	1988-2000	-	-	Center Bearing Support	518870
K5 BLAZER					
-	1975-1986	-	-	Center Bearing Support	518870
KINGSWOOD					
-	1969-1972	-	-	Center Bearing Support	518867
LUMINA APV					
-	1990-1993	-	-	Center Bearing Support	518870
P10					
-	1975-1980	-	-	Center Bearing Support	518870
P10 SERIES					
-	1960-1967	-	-	Center Bearing Support	518867
-	1962-	-	-	Center Bearing Support	518870
P10 VAN					
-	1968-1972	-	-	Center Bearing Support	518867
-	1970-1974	-	-	Center Bearing Support	518870
P20					
-	1975-1989	-	-	Center Bearing Support	518870
P20 SERIES					
-	1960-1967	-	-	Center Bearing Support	518867
-	1961-1962	-	-	Center Bearing Support	518870
P20 VAN					
-	1968-1977	-	-	Center Bearing Support	518867
-	1970-1974	-	-	Center Bearing Support	518870
P30					
-	1975-1999	-	-	Center Bearing Support	518870
-	1979-	-	-	Center Bearing Support	518868
-	1996-	-	-	Center Bearing Support	518869
P30 SERIES					
-	1960-1967	-	-	Center Bearing Support	518867
-	1961-1962	-	-	Center Bearing Support	518870



	 YEAR	FITTING POSITON	REMARKS	PRODUCT	GSP Ref.
CHEVROLET					
P30 VAN					
-	1968-1972	-	-	Center Bearing Support	518867
-	1970-1974	-	-	Center Bearing Support	518870
R10					
-	1987-	-	-	Center Bearing Support	518868
-	1987-	-	-	Center Bearing Support	518870
R10 SUBURBAN					
-	1987-1988	-	-	Center Bearing Support	518868
-	1987-1988	-	-	Center Bearing Support	518870
R1500 SUBURBAN					
-	1989-1991	-	-	Center Bearing Support	518868
-	1989-1991	-	-	Center Bearing Support	518870
R20					
-	1987-1988	-	-	Center Bearing Support	518868
-	1987-1988	-	-	Center Bearing Support	518870
R20 SUBURBAN					
-	1987-1988	-	-	Center Bearing Support	518868
-	1987-1988	-	-	Center Bearing Support	518870
R2500					
-	1989-	-	-	Center Bearing Support	518868
-	1989-	-	-	Center Bearing Support	518870
R2500 SUBURBAN					
-	1989-1991	-	-	Center Bearing Support	518868
-	1989-1991	-	-	Center Bearing Support	518870
R30					
-	1987-1988	-	-	Center Bearing Support	518868
-	1987-1988	-	-	Center Bearing Support	518870
R3500					
-	1989-1991	-	-	Center Bearing Support	518868
-	1989-1991	-	-	Center Bearing Support	518870
S10					
-	1982-2003	-	-	Center Bearing Support	518870
S10 BLAZER					
-	1983-1994	-	-	Center Bearing Support	518870
SILVERADO 1500					
-	1999-2003	-	-	Center Bearing Support	518870
-	1999-2010	-	-	Center Bearing Support Kit	518387S
SILVERADO 1500 HD					
-	2001-2003	-	-	Center Bearing Support	518870
-	2001-2003	-	-	Center Bearing Support Kit	518387S
-	2005-2007	-	-	Center Bearing Support Kit	518387S
SILVERADO 2500					
-	1999-2003	-	-	Center Bearing Support	518870
-	1999-2004	-	-	Center Bearing Support Kit	518387S
SILVERADO 2500 HD					
-	2001-2003	-	-	Center Bearing Support	518870
-	2001-2011	-	-	Center Bearing Support Kit	518387S
SILVERADO 3500					
-	2001-2007	-	-	Center Bearing Support Kit	518387S
SILVERADO 3500 HD					
-	2007-2011	-	-	Center Bearing Support Kit	518387S
SONORA					
-	2000-2006	-	-	Center Bearing Support Kit	518387S
SUBURBAN 1500					
-	2000-2010	-	-	Center Bearing Support Kit	518387S
SUBURBAN 2500					
-	2000-2003	-	-	Center Bearing Support	518870
-	2000-2011	-	-	Center Bearing Support Kit	518387S



	 YEAR	FITTING POSITION	REMARKS	PRODUCT	GSP Ref.
CHEVROLET					
T6500					
-	1997-	-	-	Center Bearing Support	518292
T7500					
-	1997-	-	-	Center Bearing Support	518292
TAHOE					
-	1999-2010	-	-	Center Bearing Support Kit	518387S
TOWNSMAN					
-	1969-1972	-	-	Center Bearing Support	518867
TRUCK					
-	1958-	-	-	Center Bearing Support	518867
-	1960-	-	-	Center Bearing Support	518867
V10					
-	1987-	-	-	Center Bearing Support	518870
V10 SUBURBAN					
-	1987-1988	-	-	Center Bearing Support	518870
V1500 SUBURBAN					
-	1989-1991	-	-	Center Bearing Support	518870
V20					
-	1987-	-	-	Center Bearing Support	518870
V20 SUBURBAN					
-	1987-1988	-	-	Center Bearing Support	518870
V2500 SUBURBAN					
-	1989-1991	-	-	Center Bearing Support	518870
V30					
-	1987-1988	-	-	Center Bearing Support	518870
V3500					
-	1989-1991	-	-	Center Bearing Support	518868
-	1989-1991	-	-	Center Bearing Support	518870
CITROEN					
BX (XB-)					
1.1(40kW)	1988.10-1992.06	-	Hatchback Engine HDZ(TU1M)	Joint,Propeller Shaft	510709
1.4(47kW)	1989.01-1989.12	-	Hatchback Engine K1H(TU3A)	Joint,Propeller Shaft	510709
1.4(55kW)	1989.01-1993.02	-	Hatchback Engine KDY(TU3M)/KDZ(TU3M/Z)	Joint,Propeller Shaft	510709
1.4E(53kW)	1983.04-1993.02	-	Hatchback Engine 150C	Joint,Propeller Shaft	510709
1.6(53kW)	1987.01-1993.02	-	Hatchback Engine B1E(XU51C)	Joint,Propeller Shaft	510709
1.6(55kW)	1988.09-1993.02	-	Hatchback Engine BAY(XU5CP)/BAZ(XU5CP)	Joint,Propeller Shaft	510709
1.6(64kW)	1985.07-1993.02	-	Hatchback Engine 171D	Joint,Propeller Shaft	510709
1.6(66kW)	1982.10-1988.06	-	Hatchback Engine 171A/171B/171C	Joint,Propeller Shaft	510709
1.6(68kW)	1982.10-1992.12	-	Hatchback Engine XU52C	Joint,Propeller Shaft	510709
1.6(76kW)	1986.03-1993.02	-	Hatchback Engine 180Z	Joint,Propeller Shaft	510709
1.6E(65kW)	1989.05-1993.02	-	Hatchback Engine BDY(XU5M)/BDZ(XU5M)	Joint,Propeller Shaft	510709
1.8D(44kW)	1985.10-1993.09	-	Hatchback Engine 161(XUD7)	Joint,Propeller Shaft	510709
1.9(70kW)	1986.09-1989.11	-	Hatchback Engine D2C(XU92C)	Joint,Propeller Shaft	510709
1.9(75kW)	1986.07-1989.05	-	Hatchback Engine 159A	Joint,Propeller Shaft	510709
1.9(77kW)	1986.07-1989.05	-	Hatchback Engine D2A(XU92C)	Joint,Propeller Shaft	510709
1.9D(47kW)	1983.09-1993.09	-	Hatchback Engine 162(XUD9)/DJZ(XUD9Y)/D9A(XUD9)	Joint,Propeller Shaft	510709
1.9D(51kW)	1987.03-1993.02	-	Hatchback Engine D9B(XUD9A/U)	Joint,Propeller Shaft	510709
1.9E(80kW)	1988.06-1993.02	-	Hatchback Engine DDZ(XU9M)	Joint,Propeller Shaft	510709
BX BREAK (XB-)					
1.4(47kW)	1989.01-1989.12	-	Estate Engine K1H(TU3A)	Joint,Propeller Shaft	510709
1.4(55kW)	1989.01-1993.02	-	Estate Engine KDY(TU3M)	Joint,Propeller Shaft	510709
1.6(53kW)	1988.09-1994.12	-	Estate Engine B1E(XU51C)	Joint,Propeller Shaft	510709
1.6(64kW)	1985.07-1994.12	-	Estate Engine 171D	Joint,Propeller Shaft	510709
1.6(65kW)	1989.05-1994.12	-	Estate Engine BDY(XU5M)/BDZ(XU5M)	Joint,Propeller Shaft	510709
1.6(66kW)	1985.06-1988.06	-	Estate Engine 171A/171B/171C	Joint,Propeller Shaft	510709
1.6(76kW)	1986.03-1994.12	-	Estate Engine 180Z	Joint,Propeller Shaft	510709
1.8D(44kW)	1985.10-1993.09	-	Estate Engine 161A(XUD7)	Joint,Propeller Shaft	510709



	 YEAR	FITTING POSITON	REMARKS	PRODUCT	GSP Ref.
CITROEN					
BX BREAK (XB-)					
1.9(70kW)	1987.12-1989.12	-	Estate Engine D2C(XU92C)	Joint,Propeller Shaft	510709
1.9(75kW)	1986.07-1994.12	-	Estate Engine D2A(XU92C)	Joint,Propeller Shaft	510709
1.9(80kW)	1988.06-1994.12	-	Estate Engine DDZ(XU9M)	Joint,Propeller Shaft	510709
1.9(88kW)	1988.06-1994.12	-	Estate Engine DKZ(XU9JA)	Joint,Propeller Shaft	510709
1.9D(47kW)	1983.09-1994.11	-	Estate Engine D9A(XUD9)/DJZ(XUD9Y)/162(XUD9)	Joint,Propeller Shaft	510709
1.9D(51kW)	1987.03-1994.12	-	Estate Engine D9B(XUD9A/U)	Joint,Propeller Shaft	510709
C15 (VD-)					
1.8 D (44 kW)	1986.07-2000.12	-	Box Engine 161A(XUD7)	Joint,Propeller Shaft	510709
C-CROSSER					
-	2007-	Rear	-	Center Bearing Support Kit	514800S
LNA					
0.6(25kW)	1982.07-1985.04	-	Hatchback Engine V06644	Joint,Propeller Shaft	510709
0.6(26kW)	1978.11-1986.07	-	Hatchback Engine V06630/V06644	Joint,Propeller Shaft	510709
1.0(33kW)	1984.07-1986.10	-	Hatchback Engine 108C	Joint,Propeller Shaft	510709
1.1(37kW)	1982.07-1985.04	-	Hatchback Engine 109/5E	Joint,Propeller Shaft	510709
VISA					
0.6(25kW)	1978.09-1988.06	-	Hatchback Engine V06630/V06644	Joint,Propeller Shaft	510709
1.4GT(58kW)	1982.03-1991.03	-	Hatchback Engine 150B(XY8)	Joint,Propeller Shaft	510709
VISA II					
1.2SuperX(47kW)	1980.07-1982.06	-	Hatchback Engine 129/5	Joint,Propeller Shaft	510709
DAIHATSU					
TERIOS F700					
-	2006-	-	-	Center Bearing Support	519034
TERIOS F710					
-	2006-	-	-	Center Bearing Support	519034
DODGE					
A100 TRUCK					
-	1964-1966	-	-	Center Bearing Support	518869
-	1964-1966	-	-	Center Bearing Support	518870
-	1970-	-	-	Center Bearing Support	518870
A108 VAN					
-	1967-1970	-	-	Center Bearing Support	518870
B100					
-	1975-1980	-	-	Center Bearing Support	518868
-	1975-1980	-	-	Center Bearing Support	518870
B100 VAN					
-	1971-1974	-	-	Center Bearing Support	518870
B150					
-	1981-1994	-	-	Center Bearing Support	518870
B200					
-	1975-1979	-	-	Center Bearing Support	518868
-	1975-1980	-	-	Center Bearing Support	518870
B200 VAN					
-	1971-1974	-	-	Center Bearing Support	518868
-	1971-1974	-	-	Center Bearing Support	518870
B250					
-	1981-1994	-	-	Center Bearing Support	518870
B300					
-	1975-1979	-	-	Center Bearing Support	518868
-	1975-1980	-	-	Center Bearing Support	518870
B300 VAN					
-	1971-1974	-	-	Center Bearing Support	518868
-	1971-1974	-	-	Center Bearing Support	518870
B350					
-	1981-1994	-	-	Center Bearing Support	518870



 YEAR		FITTING POSITON	REMARKS	PRODUCT	GSP Ref.
DODGE					
B350					
-	1983-	-	-	Center Bearing Support	518868
CARAVAN					
-	1984-2001	-	-	Center Bearing Support	518870
CB300					
-	1974-1980	-	-	Center Bearing Support	518870
D100					
-	1975-1979	-	-	Center Bearing Support	518868
-	1975-1979	-	-	Center Bearing Support	518870
-	1986-1989	-	-	Center Bearing Support	518868
-	1986-1989	-	-	Center Bearing Support	518870
D100 PICKUP					
-	1957-1959	-	-	Center Bearing Support	518868
-	1968-1974	-	-	Center Bearing Support	518868
-	1968-1974	-	-	Center Bearing Support	518870
D100 SERIES					
-	1960-1967	-	-	Center Bearing Support	518868
-	1960-1967	-	-	Center Bearing Support	518870
D150					
-	1977-1993	-	-	Center Bearing Support	518870
D200					
-	1975-1980	-	-	Center Bearing Support	518868
-	1975-1980	-	-	Center Bearing Support	518870
D200 PICKUP					
-	1957-1959	-	-	Center Bearing Support	518868
-	1968-1974	-	-	Center Bearing Support	518868
-	1968-1974	-	-	Center Bearing Support	518870
D200 SERIES					
-	1960-1967	-	-	Center Bearing Support	518868
-	1960-1967	-	-	Center Bearing Support	518870
D250					
-	1981-1993	-	-	Center Bearing Support	518870
D300					
-	1975-1980	-	-	Center Bearing Support	518868
-	1975-1980	-	-	Center Bearing Support	518870
D300 PICKUP					
-	1957-1959	-	-	Center Bearing Support	518868
-	1968-1974	-	-	Center Bearing Support	518868
-	1968-1974	-	-	Center Bearing Support	518870
D300 SERIES					
-	1960-1967	-	-	Center Bearing Support	518868
-	1960-1967	-	-	Center Bearing Support	518870
D350					
-	1981-1993	-	-	Center Bearing Support	518870
D400					
-	1978-1981	-	-	Center Bearing Support	518868
D450					
-	1978-1981	-	-	Center Bearing Support	518868
D50					
-	1979-1982	-	-	Center Bearing Support	518868
D500					
-	1956-1961	-	-	Center Bearing Support	518868
D501					
-	1957-	-	-	Center Bearing Support	518868
DAKOTA					
-	1987-2001	-	-	Center Bearing Support	518870
DURANGO					
-	1998-2002	-	-	Center Bearing Support	518870



 YEAR	 YEAR	FITTING POSITON	REMARKS	PRODUCT	GSP Ref.
DODGE					
GRAND CARAVAN					
-	1988-2001	-	-	Center Bearing Support	518870
M300					
-	1974-	-	-	Center Bearing Support	518870
M350					
-	1974-	-	-	Center Bearing Support	518870
P200					
-	1968-1772	-	-	Center Bearing Support	518870
P300					
-	1968-1772	-	-	Center Bearing Support	518870
P375					
-	1968-	-	-	Center Bearing Support	518868
RAM 1500 TRUCK					
-	1994-2002	-	-	Center Bearing Support	518868
-	1994-2002	-	-	Center Bearing Support	518870
RAM 1500 VAN					
-	1999-2002	-	-	Center Bearing Support	518868
-	1999-2002	-	-	Center Bearing Support	518870
RAM 2500 TRUCK					
-	1994-2002	-	-	Center Bearing Support	518868
-	1994-2002	-	-	Center Bearing Support	518870
RAM 2500 VAN					
-	1999-2002	-	-	Center Bearing Support	518868
-	1999-2002	-	-	Center Bearing Support	518870
RAM 3500 TRUCK					
-	1994-2002	-	-	Center Bearing Support	518868
-	1994-2002	-	-	Center Bearing Support	518870
RAM 3500 VAN					
-	1999-2002	-	-	Center Bearing Support	518868
-	1999-2002	-	-	Center Bearing Support	518870
RAM 50					
-	1987-1993	-	-	Center Bearing Support	518870
L4-2.0L	1983-1989	CENTER	-	Center Bearing Support	513583
RAM 51					
L4-2.3L	1983-1985	CENTER	-	Center Bearing Support	513583
RAM 52					
L4-2.6L	1987-1989	CENTER	-	Center Bearing Support	513583
RAMCHARGER					
-	1974-1993	-	-	Center Bearing Support	518870
RD200					
-	1978-1980	-	-	Center Bearing Support	518870
W100					
-	1975-1977	-	-	Center Bearing Support	518868
-	1975-1977	-	-	Center Bearing Support	518870
-	1986-1989	-	-	Center Bearing Support	518868
-	1986-1989	-	-	Center Bearing Support	518870
W100 PICKUP					
-	1957-1959	-	-	Center Bearing Support	518868
-	1968-1974	-	-	Center Bearing Support	518868
-	1968-1974	-	-	Center Bearing Support	518870
W100 SERIES					
-	1960-1967	-	-	Center Bearing Support	518868
-	1960-1967	-	-	Center Bearing Support	518870
W150					
-	1977-1993	-	-	Center Bearing Support	518868
-	1977-1993	-	-	Center Bearing Support	518870
W200					
-	1975-1980	-	-	Center Bearing Support	518868



 YEAR	 YEAR	FITTING POSITON	REMARKS	PRODUCT	GSP Ref.
DODGE					
W200					
-	1975-1980	-	-	Center Bearing Support	518870
W200 PICKUP					
-	1957-1959	-	-	Center Bearing Support	518868
-	1968-1974	-	-	Center Bearing Support	518868
-	1969-1974	-	-	Center Bearing Support	518870
W200 SERIES					
-	1960-1967	-	-	Center Bearing Support	518868
-	1960-1967	-	-	Center Bearing Support	518870
W250					
-	1981-1993	-	-	Center Bearing Support	518868
-	1981-1993	-	-	Center Bearing Support	518870
W300					
-	1975-1980	-	-	Center Bearing Support	518868
-	1975-1980	-	-	Center Bearing Support	518870
W300 PICKUP					
-	1957-1959	-	-	Center Bearing Support	518868
-	1968-1974	-	-	Center Bearing Support	518868
-	1968-1974	-	-	Center Bearing Support	518870
W300 SERIES					
-	1960-1967	-	-	Center Bearing Support	518868
-	1960-1967	-	-	Center Bearing Support	518870
W350					
-	1981-1993	-	-	Center Bearing Support	518868
-	1981-1993	-	-	Center Bearing Support	518870
WM300 PICKUP					
-	1967-	-	-	Center Bearing Support	518870
WM300 POWER WAGON					
-	1960-1962	-	-	Center Bearing Support	518870
FIAT					
PANDA (141A_)					
1.0 4x4 (32 kW)	1986.01-1989.07	-	Hatchback Engine 156A2.100/156A3.100	Center Bearing Support	518107
1.0 4x4 (33 kW)	1986.05-1994.12	-	Hatchback Engine 141C2.000/156A2.246	Center Bearing Support	518107
1.0 4x4 (37 kW)	1986.01-1992.12	-	Hatchback Engine 156A3.000	Center Bearing Support	518107
1.1 4x4 (40 kW)	1995.02-2004.07	-	Hatchback Engine 176B2.000	Center Bearing Support	518107
1.1 Trekking 4x4 (37 kW)	1991.10-2004.07	-	Hatchback Engine 156C.046	Center Bearing Support	518107
950 4x4 (35 kW)	1983.09-1986.12	-	Hatchback Engine A112B1.054	Center Bearing Support	518107
PANDA (169)					
1.2 4x4 (44 kW)	2005.01-	-	Hatchback Engine 188A4.000	Center Bearing Support	518108
1.3 D Multijet 4x4 (51 kW)	2004.10-	-	Hatchback Engine 188A9.000/188A8.000	Center Bearing Support	518108
FORD					
AEROSTAR					
-	1986-1989	-	-	Center Bearing Support	518293
BRONCO					
-	1970-1996	-	-	Center Bearing Support	518870
BRONCO II					
-	1984-1990	-	-	Center Bearing Support	518293
-	1984-1990	-	-	Center Bearing Support	518871
C800					
-	1980-1986	-	-	Center Bearing Support	518868
CF6000					
-	1990-	-	-	Center Bearing Support Kit	518385S
CF7000					
-	1990-1997	-	-	Center Bearing Support Kit	518385S
CF8000					
-	1990-1997	-	-	Center Bearing Support Kit	518385S



	 YEAR	FITTING POSITON	REMARKS	PRODUCT	GSP Ref.
FORD					
CLUB WAGON					
-	1962-1967	-	-	Center Bearing Support	518870
E-100 ECONOLINE					
-	1968-1983	-	-	Center Bearing Support	518868
-	1968-1983	-	-	Center Bearing Support	518870
E-100 ECONOLINE CLUB WAGON					
-	1975-1983	-	-	Center Bearing Support	518868
-	1975-1983	-	-	Center Bearing Support	518870
E-150					
-	2003-	-	-	Center Bearing Support	518870
E-150 CLUB WAGON					
-	2003-	-	-	Center Bearing Support	518870
E-150 ECONOLINE					
-	1975-1998	-	-	Center Bearing Support	518868
-	1975-2002	-	-	Center Bearing Support	518870
E-150 ECONOLINE CLUB WAGON					
-	1975-1998	-	-	Center Bearing Support	518868
-	1975-2002	-	-	Center Bearing Support	518870
E-200 ECONOLINE					
-	1968-1974	-	-	Center Bearing Support	518868
-	1968-1974	-	-	Center Bearing Support	518870
E-250					
-	2003-	-	-	Center Bearing Support	518870
E-250 ECONOLINE					
-	1975-1998	-	-	Center Bearing Support	518868
-	1975-2002	-	-	Center Bearing Support	518870
E-250 ECONOLINE CLUB WAGON					
-	1975-1991	-	-	Center Bearing Support	518868
-	1975-1991	-	-	Center Bearing Support	518870
E-300 ECONOLINE					
-	1968-1974	-	-	Center Bearing Support	518868
-	1968-1974	-	-	Center Bearing Support	518870
E-350					
-	2003-	-	-	Center Bearing Support	518870
E-350 CLUB WAGON					
-	2003-	-	-	Center Bearing Support	518870
E-350 ECONOLINE					
-	1975-1998	-	-	Center Bearing Support	518868
-	1975-2002	-	-	Center Bearing Support	518870
E-350 ECONOLINE CLUB WAGON					
-	1977-1998	-	-	Center Bearing Support	518868
-	1977-2002	-	-	Center Bearing Support	518870
E-450 ECONOLINE SUPER DUTY					
-	2000-2002	-	-	Center Bearing Support	518870
E-450 ECONOLINE SUPER DUTY STRIPPED					
-	2000-2002	-	-	Center Bearing Support	518870
E-450 SUPER DUTY					
-	2003-	-	-	Center Bearing Support	518870
E-450 SUPER DUTY STRIPPED CHASSIS					
-	2003-	-	-	Center Bearing Support	518870
ECONOLINE SUPER DUTY					
-	1996-1999	-	-	Center Bearing Support	518870
ESCAPE					
-	2001-2003	-	-	Center Bearing Support	518870
EVEREST (EP)					
-	2009-	Centre	-	Center Bearing Support Kit	514806S
EVEREST (EU)					
-	2006-	Centre	-	Center Bearing Support Kit	514806S



 YEAR	 YEAR	FITTING POSITON	REMARKS	PRODUCT	GSP Ref.
FORD					
EXCURSION					
-	2000-2003	-	-	Center Bearing Support	518870
-	2000-2005	-	-	Center Bearing Support	518869
EXPLORER					
-	1991-1998	-	-	Center Bearing Support	518293
-	1991-1998	-	-	Center Bearing Support	518871
F SERIES					
-	1957-1959	-	-	Center Bearing Support	518870
F SUPER DUTY					
-	1988-1996	-	-	Center Bearing Support	518869
-	1990-1996	-	-	Center Bearing Support	518870
F-100					
-	1975-1983	-	-	Center Bearing Support	518868
-	1975-1983	-	-	Center Bearing Support	518870
F-100 PICKUP					
-	1955-1974	-	-	Center Bearing Support	518868
-	1960-1974	-	-	Center Bearing Support	518870
F-150					
-	1975-2003	-	-	Center Bearing Support	518870
-	1975-2004	-	-	Center Bearing Support	518868
F-150 HERITAGE					
-	2004-	-	-	Center Bearing Support	518868
F-250					
-	1975-1998	-	-	Center Bearing Support	518868
-	1975-1999	-	-	Center Bearing Support	518870
-	1999-	-	-	Center Bearing Support	518869
F-250 PICKUP					
-	1955-1974	-	-	Center Bearing Support	518868
-	1960-1974	-	-	Center Bearing Support	518870
F-250 SUPER DUTY					
-	1999-2003	-	-	Center Bearing Support	518868
-	1999-2003	-	-	Center Bearing Support	518870
-	1999-2007	-	-	Center Bearing Support	518869
F-350					
-	1975-1997	-	-	Center Bearing Support	518868
-	1975-1997	-	-	Center Bearing Support	518870
F-350 PICKUP					
-	1955-1974	-	-	Center Bearing Support	518868
-	1960-1963	-	-	Center Bearing Support	518870
F-350 SUPER DUTY					
-	1999-2003	-	-	Center Bearing Support	518870
-	1999-2007	-	-	Center Bearing Support	518868
-	1999-2007	-	-	Center Bearing Support	518869
F-450 SUPER DUTY					
-	1999-2000	-	-	Center Bearing Support Kit	518385S
-	1999-2007	-	-	Center Bearing Support	518869
F-500					
-	1975-1977	-	-	Center Bearing Support	518868
-	1975-1977	-	-	Center Bearing Support	518869
F53					
-	1988-1997	-	-	Center Bearing Support	518868
-	1988-1997	-	-	Center Bearing Support	518869
F-550 SUPER DUTY					
-	1999-2000	-	-	Center Bearing Support Kit	518385S
-	1999-2007	-	-	Center Bearing Support	518869
F59					
-	1988-1997	-	-	Center Bearing Support	518868
-	1988-1997	-	-	Center Bearing Support	518869



 YEAR	 YEAR	FITTING POSITON	REMARKS	PRODUCT	GSP Ref.
FORD					
F59					
-	1989-	-	-	Center Bearing Support	518870
F600					
-	1980-1994	-	-	Center Bearing Support	518868
-	1980-1994	-	-	Center Bearing Support	518869
-	1990-1994	-	-	Center Bearing Support Kit	518385S
F650					
-	2000-	-	-	Center Bearing Support Kit	518385S
F700					
-	1980-1998	-	-	Center Bearing Support	518868
-	1980-1998	-	-	Center Bearing Support	518869
-	1990-1998	-	-	Center Bearing Support Kit	518385S
F7000					
-	1983-1987	-	-	Center Bearing Support	518868
-	1983-1987	-	-	Center Bearing Support	518869
F750					
-	2000-	-	-	Center Bearing Support Kit	518385S
F800					
-	1980-1998	-	-	Center Bearing Support	518868
-	1980-1998	-	-	Center Bearing Support	518869
-	1990-1999	-	-	Center Bearing Support Kit	518385S
F8000					
-	1983-1987	-	-	Center Bearing Support	518868
-	1983-1987	-	-	Center Bearing Support	518869
Falcon					
-	-	-	-	Center Bearing Support	518199
-	-	-	-	Center Bearing Support	518204
FIESTA IV JA					
-	1995-2001	Front	-	Center Bearing Support	514801
FIESTA IV JB					
-	1995-2001	Front	-	Center Bearing Support	514801
FT800					
-	1990-	-	-	Center Bearing Support Kit	518385S
GALAXY (WGR)					
-	1994-2000	Front	-	Center Bearing Support	514801
L800					
-	1980-1985	-	-	Center Bearing Support	518868
LN7000					
-	1990-1997	-	-	Center Bearing Support Kit	518385S
LN800					
-	1980-1985	-	-	Center Bearing Support	518868
LN8000					
-	1990-1997	-	-	Center Bearing Support Kit	518385S
MONDEO GE					
-	2000-2007	Front	-	Center Bearing Support	514801
P-500					
-	1975-1977	-	-	Center Bearing Support	518868
RANGER					
-	1984-1998	-	-	Center Bearing Support	518293
-	1984-1998	-	-	Center Bearing Support	518871
RANGER (ES)					
-	2009-	Centre	-	Center Bearing Support Kit	514806S
RANGER (ET)					
-	2006-2009	Centre	-	Center Bearing Support Kit	514806S
TOURNEO CUSTOM					
2.2TDCi(114kW)	2012.12-	-	Bus	Center Bearing Support	511381
2.2TDCi(74kW)	2012.12-	-	Bus	Center Bearing Support	511381
	2012.12-	-	Estate	Center Bearing Support	511381



	 YEAR	FITTING POSITON	REMARKS	PRODUCT	GSP Ref.
FORD					
TOURNEO CUSTOM					
2.2TDCi(92kW)	2012.12-	-	Bus	Center Bearing Support	511381
	2012.12-	-	Estate	Center Bearing Support	511381
TRANSIT					
2.2TDCi(100kW)	2011.09-	-	Bus Engine USRA/USRB	Center Bearing Support	511381
2.2TDCi(103kW)	2007.10-	-	Box Engine PGFA/PGFB/UHFA/UHFB/UHFB	Center Bearing Support	511381
	2007.10-	-	Bus Engine PGFA/PGFB/UHFA/UHFB/UHFC	Center Bearing Support	511381
	2007.10-	-	Platform/Chassis Engine PGFA/PGFB	Center Bearing Support	511381
2.2TDCi(114kW)	2011.10-	-	Box Engine CVRB/CVRA/CVRC	Center Bearing Support	511381
	2011.10-	-	Platform/Chassis Engine CVRA/CVRB/CVRC	Center Bearing Support	511381
2.2TDCi(63kW)	2006.04-	-	Box Engine P8FA/P8FB	Center Bearing Support	511381
	2006.04-	-	Bus Engine P8FA/P8FB	Center Bearing Support	511381
	2006.04-	-	Platform/Chassis Engine P8FA/P8FB	Center Bearing Support	511381
2.2TDCi(74kW)	2011.10-	-	Box Engine DRFE/DRFA/DRFB/DRFC/DRFD	Center Bearing Support	511381
	2011.10-	-	Box Engine DRRC/DRRB/DRRA	Center Bearing Support	511381
	2011.10-	-	Bus Engine DRFA/DRFB/DRFC/DRFD/DRFE	Center Bearing Support	511381
	2011.10-	-	Bus Engine DRRA/DRRB/DRRC	Center Bearing Support	511381
	2011.10-	-	Platform/Chassis Engine DRFD/DRFA/DRFB/DRFC	Center Bearing Support	511381
	2011.10-	-	Platform/Chassis Engine DRRC/DRRA/DRRB	Center Bearing Support	511381
2.2TDCi(81kW)	2006.04-	-	Box Engine QVFA	Center Bearing Support	511381
	2006.04-	-	Bus Engine QVFA	Center Bearing Support	511381
	2006.04-	-	Platform/Chassis Engine QVFA	Center Bearing Support	511381
2.2TDCi(92kW)	2011.10-	-	Box Engine CYFD/CYFA/CYFB/CYFC	Center Bearing Support	511381
	2011.10-	-	Box Engine CYRA	Center Bearing Support	511381
	2011.10-	-	Bus Engine CYFA/CYFB/CYFC/CYFD	Center Bearing Support	511381
	2011.10-	-	Bus Engine CYRA	Center Bearing Support	511381
	2011.10-	-	Platform/Chassis Engine CYFD/CYFA/CYFB/CYFC	Center Bearing Support	511381
	2011.10-	-	Platform/Chassis Engine CYRA	Center Bearing Support	511381
2.2TDCi(96kW)	2006.04-	-	Box Engine QWFA	Center Bearing Support	511381
	2006.04-	-	Bus Engine QWFA	Center Bearing Support	511381
	2006.04-	-	Platform/Chassis Engine QWFA	Center Bearing Support	511381
2.2TDCi4x4(92kW)	2011.10-	-	Box Engine CYRB/CYRC	Center Bearing Support	511381
	2011.10-	-	Platform/Chassis Engine CYRC/CYRB	Center Bearing Support	511381
2.316V(107kW)	2006.04-	-	Box Engine GZFA/GZFC	Center Bearing Support	511381
	2006.04-	-	Platform/Chassis Engine GZFA/GZFC	Center Bearing Support	511381
2.4TDCi(103kW)	2006.04-	-	Box Engine H9FD	Center Bearing Support	511381
	2006.04-	-	Platform/Chassis Engine H9FD	Center Bearing Support	511381
2.4TDCi(74kW)	2006.04-	-	Box Engine PHFA/PHFC	Center Bearing Support	511381
	2006.04-	-	Bus Engine PHFA/PHFC	Center Bearing Support	511381
	2006.04-	-	Platform/Chassis Engine PHFA/PHFC	Center Bearing Support	511381
2.4TDCi(85kW)	2006.04-	-	Box Engine JXFA/JXFC	Center Bearing Support	511381
	2006.04-	-	Bus Engine JXFA/JXFC	Center Bearing Support	511381
	2006.04-	-	Platform/Chassis Engine JXFA/JXFC	Center Bearing Support	511381
2.4TDCi4x4(103kW)	2006.11-	-	Box Engine H9FB	Center Bearing Support	511381
	2006.11-	-	Bus Engine H9FB	Center Bearing Support	511381
	2006.11-	-	Platform/Chassis Engine H9FB	Center Bearing Support	511381
TRANSIT (E_ _)					
2.0(66kW)	1991.09-1994.06	-	Box Engine NBA	Center Bearing Support	511380
	1991.09-1994.06	-	Box Engine NBA	Center Bearing Support	511381
	1991.09-1994.09	-	Bus Engine NBA	Center Bearing Support	511380
	1991.09-1994.09	-	Bus Engine NBA	Center Bearing Support	511381
2.0(72kW)	1991.09-1994.08	-	Platform/Chassis Engine NCA	Center Bearing Support	511380
	1991.09-1994.08	-	Platform/Chassis Engine NCA	Center Bearing Support	511381
2.0(84kW)	1994.06-2000.03	-	Box Engine NSF/NSG	Center Bearing Support	511381
	1994.08-2000.03	-	Platform/Chassis Engine NSF/NSG	Center Bearing Support	511381
	1995.09-2000.03	-	Bus Engine NSF/NSG	Center Bearing Support	511381
2.0CNG(84kW)	1994.06-2000.03	-	Bus Engine NSH	Center Bearing Support	511381
2.0i(72kW)	1991.09-1994.06	-	Box Engine NCA	Center Bearing Support	511380



	 YEAR	FITTING POSITION	REMARKS	PRODUCT	GSP Ref.
FORD					
TRANSIT (E__)					
2.0i(72kW)	1991.09-1994.06	-	Box Engine NCA	Center Bearing Support	511381
	1991.09-1994.07	-	Bus Engine NCA	Center Bearing Support	511380
	1991.09-1994.07	-	Bus Engine NCA	Center Bearing Support	511381
2.5Di(51kW)	1991.05-1994.06	-	Box Engine 4BC/4CC/4FA	Center Bearing Support	511380
	1991.05-1994.06	-	Box Engine 4BC/4CC/4FA	Center Bearing Support	511381
	1991.08-1994.07	-	Bus Engine 4BC/4CC/4FA	Center Bearing Support	511380
	1991.08-1994.07	-	Bus Engine 4BC/4CC/4FA	Center Bearing Support	511381
	1991.09-1994.08	-	Platform/Chassis Engine 4BC/4CC/4FA	Center Bearing Support	511380
	1991.09-1994.08	-	Platform/Chassis Engine 4BC/4CC/4FA	Center Bearing Support	511381
	1994.06-2000.03	-	Box Engine 4FA/4FB/4FC/4FD	Center Bearing Support	511380
	1994.06-2000.03	-	Box Engine 4FA/4FB/4FC/4FD	Center Bearing Support	511381
	1994.08-2000.03	-	Bus Engine 4FA/4FB/4FC/4FD	Center Bearing Support	511381
	1994.08-2000.03	-	Platform/Chassis Engine 4FA/4FB/4FC/4FD	Center Bearing Support	511381
2.5Di(56kW)	1994.06-2000.03	-	Box Engine 4HB/4HC	Center Bearing Support	511380
	1994.06-2000.03	-	Box Engine 4HB/4HC	Center Bearing Support	511381
	1994.07-2000.03	-	Bus Engine 4HB/4HC	Center Bearing Support	511380
	1994.07-2000.03	-	Bus Engine 4HB/4HC	Center Bearing Support	511381
	1994.08-2000.03	-	Platform/Chassis Engine 4HB/4HC	Center Bearing Support	511381
2.5Di(59kW)	1991.05-1994.06	-	Box Engine 4DA	Center Bearing Support	511380
	1991.05-1994.06	-	Box Engine 4DA	Center Bearing Support	511381
	1991.09-1994.07	-	Bus Engine 4DA	Center Bearing Support	511380
	1991.09-1994.07	-	Bus Engine 4DA	Center Bearing Support	511381
	1991.09-1994.08	-	Platform/Chassis Engine 4DA	Center Bearing Support	511380
	1991.09-1994.08	-	Platform/Chassis Engine 4DA	Center Bearing Support	511381
2.5Di(63kW)	1992.10-1994.06	-	Box Engine 4GA	Center Bearing Support	511380
	1992.10-1994.06	-	Box Engine 4GA	Center Bearing Support	511381
2.5Di(85kW)	1997.08-2000.03	-	Bus Engine 4ED	Center Bearing Support	511381
	1999.05-2000.03	-	Platform/Chassis Engine 4ED	Center Bearing Support	511381
2.5TD(55kW)	1994.08-2000.06	-	Bus Engine 4HA/4HD	Center Bearing Support	511381
	1998.10-2000.07	-	Platform/Chassis Engine 4HA/4HD	Center Bearing Support	511381
2.5TD(63kW)	1992.10-1994.07	-	Bus Engine 4GA/4GB/4GC	Center Bearing Support	511380
	1992.10-1994.07	-	Bus Engine 4GA/4GB/4GC	Center Bearing Support	511381
	1992.11-1994.08	-	Platform/Chassis Engine 4GA	Center Bearing Support	511380
	1992.11-1994.08	-	Platform/Chassis Engine 4GA	Center Bearing Support	511381
	1994.08-2000.03	-	Platform/Chassis Engine 4GA/4GB/4GC/4GD	Center Bearing Support	511381
	1995.01-2000.03	-	Bus Engine 4GA/4GB/4GC/4GD/4GE/4GF	Center Bearing Support	511381
2.5TD(74kW)	1991.09-1994.07	-	Bus Engine 4EA	Center Bearing Support	511380
	1991.09-1994.07	-	Bus Engine 4EA	Center Bearing Support	511381
	1991.09-1994.08	-	Platform/Chassis Engine 4EA	Center Bearing Support	511380
	1991.09-1994.08	-	Platform/Chassis Engine 4EA	Center Bearing Support	511381
	1994.07-2000.03	-	Bus Engine 4EB/4EC	Center Bearing Support	511381
	1994.08-2000.03	-	Platform/Chassis Engine 4EB/4EC	Center Bearing Support	511381
2.9i(107kW)	1991.01-1994.09	-	Bus Engine BRT	Center Bearing Support	511380
	1991.01-1994.09	-	Bus Engine BRT	Center Bearing Support	511381
TRANSIT (FD__, FB__, FS__, FZ__, FC__)					
2.0Di(55kW)	2000.08-2006.05	-	Bus Engine D3FA	Center Bearing Support	511381
2.0Di(63kW)	2000.08-2006.05	-	Bus Engine F3FA	Center Bearing Support	511381
2.0Di(74kW)	2000.08-2006.05	-	Bus Engine ABFA	Center Bearing Support	511381
2.0TDCi(92kW)	2002.08-2006.05	-	Bus Engine F1FA	Center Bearing Support	511381
2.4Di(55kW)	2000.01-2006.05	-	Bus Engine F4FA	Center Bearing Support	511381
2.4Di(66kW)	2000.01-2006.05	-	Bus Engine D2FA/D2FB/D2FE	Center Bearing Support	511381
2.4Di(88kW)	2000.01-2006.05	-	Bus Engine D4FA	Center Bearing Support	511381
2.4TDCi(101kW)	2004.03-2006.05	-	Bus Engine H9FA	Center Bearing Support	511381
2.4TDE(85kW)	2004.03-2006.05	-	Bus Engine FXFA	Center Bearing Support	511381
2.4TDE(92kW)	2001.07-2006.05	-	Bus Engine DOFA	Center Bearing Support	511381
TRANSIT (FM__, FN__)					
2.0Di(55kW)	2000.08-2006.05	-	Platform/Chassis Engine D3FA	Center Bearing Support	511381



 YEAR	 YEAR	FITTING POSITION	REMARKS	PRODUCT	GSP Ref.
FORD					
TRANSIT (FM __, FN __)					
2.0Di(63kW)	2000.08-2006.05	-	Platform/Chassis Engine F3FA	Center Bearing Support	511381
2.0Di(74kW)	2000.08-2006.05	-	Platform/Chassis Engine ABFA	Center Bearing Support	511381
2.0TDCi(92kW)	2002.08-2006.05	-	Platform/Chassis Engine FIFA	Center Bearing Support	511381
2.4Di(55kW)	2000.01-2006.05	-	Platform/Chassis Engine F4FA	Center Bearing Support	511381
2.4Di(88kW)	2000.01-2006.05	-	Platform/Chassis Engine D4FA	Center Bearing Support	511381
2.4TDCi(101kW)	2004.03-2006.05	-	Platform/Chassis Engine H9FA	Center Bearing Support	511381
2.4TDE(85kW)	2004.03-2006.05	-	Platform/Chassis Engine FXFA	Center Bearing Support	511381
2.4TDE(92kW)	2001.07-2006.05	-	Platform/Chassis Engine DOFA	Center Bearing Support	511381
TRANSIT CUSTOM					
2.2TDCi(114kW)	2012.12-	-	Box	Center Bearing Support	511381
2.2TDCi(74kW)	2012.12-	-	Box	Center Bearing Support	511381
2.2TDCi(92kW)	2012.12-	-	Box	Center Bearing Support	511381
TRANSIT TOURNEO					
2.0(84kW)	1994.11-2000.12	-	Bus Engine NSH	Center Bearing Support	511381
2.2TDCi(103kW)	2007.10-	-	Bus Engine PGFA/PGFB	Center Bearing Support	511381
2.2TDCi(85kW)	2008.10-	-	Bus Engine SRFA/SRFB/SRFC/SRFE/SRFD	Center Bearing Support	511381
2.4D(55kW)	1994.08-2000.06	-	Bus Engine 4HA	Center Bearing Support	511381
2.5Di(51kW)	1994.11-2000.12	-	Bus Engine 4FA/4FB/4FC/4FD	Center Bearing Support	511380
	1994.11-2000.12	-	Bus Engine 4FA/4FB/4FC/4FD	Center Bearing Support	511381
2.5Di(56kW)	1994.11-2000.12	-	Bus Engine 4HA/4HB/4HC	Center Bearing Support	511380
TRANSIT VAN (E __)					
2.5Di(85kW)	1999.05-2000.03	-	Box Engine 4ED	Center Bearing Support	511381
2.5TD(55kW)	1998.10-2000.03	-	Box Engine 4HA/4HD	Center Bearing Support	511381
2.5TD(63kW)	1994.06-2000.03	-	Box Engine 4GA/4GB/4GC/4GD/4GE/4GF	Center Bearing Support	511381
2.5TD(74kW)	1991.05-1994.06	-	Box Engine 4EA	Center Bearing Support	511380
	1991.05-1994.06	-	Box Engine 4EA	Center Bearing Support	511381
2.5TDi(74kW)	1994.06-2000.03	-	Box Engine 4EB/4EC	Center Bearing Support	511381
TRANSIT VAN (FA __)					
2.0Di(55kW)	2000.08-2006.05	-	Box Engine D3FA	Center Bearing Support	511381
2.0Di(63kW)	2000.08-2006.05	-	Box Engine F3FA	Center Bearing Support	511381
2.0Di(74kW)	2000.08-2006.05	-	Box Engine ABFA	Center Bearing Support	511381
2.0TDCi(92kW)	2002.08-2006.05	-	Box Engine FIFA	Center Bearing Support	511381
2.4Di(55kW)	2000.01-2006.05	-	Box Engine F4FA	Center Bearing Support	511381
2.4Di(88kW)	2000.01-2006.05	-	Box Engine D4FA	Center Bearing Support	511381
2.4TDCi(101kW)	2004.03-2006.05	-	Box Engine H9FA	Center Bearing Support	511381
2.4TDDi(88kW)	2000.08-2003.08	-	Box Engine D4FA	Center Bearing Support	511381
2.4TDE(85kW)	2004.03-2006.05	-	Box Engine FXFA	Center Bearing Support	511381
2.4TDE(92kW)	2001.07-2006.05	-	Box Engine DOFA	Center Bearing Support	511381
GMC					
1000 SERIES					
-	1961-1965	-	-	Center Bearing Support	518867
1500 SERIES					
-	1961-1965	-	-	Center Bearing Support	518867
2500 SERIES					
-	1961-1965	-	-	Center Bearing Support	518867
B7					
-	1993-1997	-	-	Center Bearing Support	518292
C15					
-	1975-1978	-	-	Center Bearing Support	518868
	1975-1978	-	-	Center Bearing Support	518869
	1975-1978	-	-	Center Bearing Support	518870
C15 SUBURBAN					
-	1975-1978	-	-	Center Bearing Support	518868
	1975-1978	-	-	Center Bearing Support	518869
	1975-1978	-	-	Center Bearing Support	518870
C15/C1500 PICKUP					


	 YEAR	FITTING POSITON	REMARKS	PRODUCT	GSP Ref.
GMC					
C15/C1500 PICKUP					
-	1967-1974	-	-	Center Bearing Support	518867
-	1967-1974	-	-	Center Bearing Support	518868
C15/C1500 SUBURBAN					
-	1968-1969	-	-	Center Bearing Support	518868
-	1970-1974	-	-	Center Bearing Support	518869
C1500					
-	1979-1986	-	-	Center Bearing Support	518868
-	1979-1986	-	-	Center Bearing Support	518869
-	1979-1986	-	-	Center Bearing Support	518870
-	1988-1999	-	-	Center Bearing Support	518868
-	1988-1999	-	-	Center Bearing Support	518869
-	1988-1999	-	-	Center Bearing Support	518870
-	1999-	-	-	Center Bearing Support Kit	518387S
C1500 SUBURBAN					
-	1979-1986	-	-	Center Bearing Support	518868
-	1979-1986	-	-	Center Bearing Support	518869
-	1979-1986	-	-	Center Bearing Support	518870
-	1992-1999	-	-	Center Bearing Support	518868
-	1992-1999	-	-	Center Bearing Support	518869
-	1992-1999	-	-	Center Bearing Support	518870
-	1999-	-	-	Center Bearing Support Kit	518387S
C25					
-	1975-1978	-	-	Center Bearing Support	518868
-	1975-1978	-	-	Center Bearing Support	518869
-	1975-1978	-	-	Center Bearing Support	518870
C25 SUBURBAN					
-	1975-1978	-	-	Center Bearing Support	518868
-	1975-1978	-	-	Center Bearing Support	518869
-	1975-1978	-	-	Center Bearing Support	518870
C25/C2500 PICKUP					
-	1967-1969	-	-	Center Bearing Support	518868
-	1967-1974	-	-	Center Bearing Support	518867
-	1967-1974	-	-	Center Bearing Support	518869
-	1973-1974	-	-	Center Bearing Support	518868
C25/C2500 SUBURBAN					
-	1968-1969	-	-	Center Bearing Support	518868
-	1970-1974	-	-	Center Bearing Support	518869
C2500					
-	1979-1986	-	-	Center Bearing Support	518868
-	1979-1986	-	-	Center Bearing Support	518869
-	1979-1986	-	-	Center Bearing Support	518870
-	1988-2000	-	-	Center Bearing Support	518868
-	1988-2000	-	-	Center Bearing Support	518869
-	1988-2000	-	-	Center Bearing Support	518870
-	1992-1995	-	-	Center Bearing Support Kit	518387S
-	1999-2000	-	-	Center Bearing Support Kit	518387S
C2500 SUBURBAN					
-	1979-1986	-	-	Center Bearing Support	518869
-	1979-1986	-	-	Center Bearing Support	518870
-	1981-1986	-	-	Center Bearing Support	518868
-	1992-1995	-	-	Center Bearing Support Kit	518387S
-	1992-1999	-	-	Center Bearing Support	518868
-	1992-1999	-	-	Center Bearing Support	518869
-	1992-1999	-	-	Center Bearing Support	518870
-	1999-	-	-	Center Bearing Support Kit	518387S
C35					
-	1975-1978	-	-	Center Bearing Support	518868



	 YEAR	FITTING POSITON	REMARKS	PRODUCT	GSP Ref.
GMC					
C35					
-	1975-1978	-	-	Center Bearing Support	518869
-	1975-1978	-	-	Center Bearing Support	518870
C35/C3500 PICKUP					
-	1967-1970	-	-	Center Bearing Support	518868
-	1970-1974	-	-	Center Bearing Support	518869
-	1974-	-	-	Center Bearing Support	518868
C3500					
-	1979-1986	-	-	Center Bearing Support	518868
-	1979-1986	-	-	Center Bearing Support	518869
-	1979-1986	-	-	Center Bearing Support	518870
-	1988-2000	-	-	Center Bearing Support	518868
-	1988-2000	-	-	Center Bearing Support	518869
-	1988-2000	-	-	Center Bearing Support	518870
C3500HD					
-	1991-1995	-	-	Center Bearing Support	518869
C5000					
-	1980-	-	-	Center Bearing Support Kit	518385S
-	1980-1990	-	-	Center Bearing Support	518868
C5000 TOPKICK					
-	1990-1991	-	-	Center Bearing Support	518292
-	1990-1991	-	-	Center Bearing Support	518869
C6000					
-	1980-	-	-	Center Bearing Support Kit	518385S
-	1980-1990	-	-	Center Bearing Support	518868
C6000 TOPKICK					
-	1990-1996	-	-	Center Bearing Support	518292
-	1990-1996	-	-	Center Bearing Support	518869
C6500 TOPKICK					
-	1997-	-	-	Center Bearing Support	518292
C7000					
-	1980-	-	-	Center Bearing Support Kit	518385S
-	1980-1990	-	-	Center Bearing Support	518868
C7000 TOPKICK					
-	1990-1996	-	-	Center Bearing Support	518292
-	1990-1996	-	-	Center Bearing Support	518869
C7500 TOPKICK					
-	1997-	-	-	Center Bearing Support	518292
G15					
-	1975-1978	-	-	Center Bearing Support	518870
G15/G1500 VAN					
-	1967-1970	-	-	Center Bearing Support	518868
-	1970-1972	-	-	Center Bearing Support	518867
-	1973-1974	-	-	Center Bearing Support	518868
G1500					
-	1979-1993	-	-	Center Bearing Support	518868
-	1979-1995	-	-	Center Bearing Support	518870
G25					
-	1975-1978	-	-	Center Bearing Support	518870
G25/G2500 VAN					
-	1967-1974	-	-	Center Bearing Support	518868
G2500					
-	1979-1995	-	-	Center Bearing Support	518870
-	1983-1985	-	-	Center Bearing Support	518868
G35					
-	1975-1978	-	-	Center Bearing Support	518870
G35/G3500 VAN					
-	1970-1974	-	-	Center Bearing Support	518868



 YEAR	 YEAR	FITTING POSITON	REMARKS	PRODUCT	GSP Ref.
GMC					
G3500					
-	1979-1996	-	-	Center Bearing Support	518870
-	1983-1993	-	-	Center Bearing Support	518868
I1000					
-	1966-	-	-	Center Bearing Support	518868
I1500					
-	1966-	-	-	Center Bearing Support	518868
I2500					
-	1966-	-	-	Center Bearing Support	518868
I3500					
-	1966-	-	-	Center Bearing Support	518868
JIMMY					
-	1970-1972	-	-	Center Bearing Support	518867
-	1975-2001	-	-	Center Bearing Support	518870
-	1988-	-	-	Center Bearing Support	518868
K15					
-	1975-1978	-	-	Center Bearing Support	518868
-	1975-1978	-	-	Center Bearing Support	518870
K15 SUBURBAN					
-	1975-1978	-	-	Center Bearing Support	518868
-	1975-1978	-	-	Center Bearing Support	518870
K15/K1500 PICKUP					
-	1970-1972	-	-	Center Bearing Support	518867
-	1973-1974	-	-	Center Bearing Support	518868
K1500					
-	1979-1986	-	-	Center Bearing Support	518868
-	1979-1986	-	-	Center Bearing Support	518870
-	1988-1999	-	-	Center Bearing Support	518868
-	1988-1999	-	-	Center Bearing Support	518869
-	1988-1999	-	-	Center Bearing Support	518870
K1500 SUBURBAN					
-	1979-1980	-	-	Center Bearing Support	518868
-	1979-1980	-	-	Center Bearing Support	518870
-	1995-1999	-	-	Center Bearing Support	518870
K25					
-	1975-1978	-	-	Center Bearing Support	518868
-	1975-1978	-	-	Center Bearing Support	518870
K25/K2500 PICKUP					
-	1970-1972	-	-	Center Bearing Support	518867
-	1973-1974	-	-	Center Bearing Support	518868
K2500					
-	1979-1986	-	-	Center Bearing Support	518868
-	1979-1986	-	-	Center Bearing Support	518870
-	1988-2000	-	-	Center Bearing Support	518868
-	1988-2000	-	-	Center Bearing Support	518870
K2500 SUBURBAN					
-	1980-1986	-	-	Center Bearing Support	518868
-	1980-1986	-	-	Center Bearing Support	518870
-	1994-1999	-	-	Center Bearing Support	518870
K35					
-	1977-1978	-	-	Center Bearing Support	518868
-	1977-1978	-	-	Center Bearing Support	518870
K3500					
-	1979-1986	-	-	Center Bearing Support	518868
-	1979-1986	-	-	Center Bearing Support	518870
-	1988-2000	-	-	Center Bearing Support	518868
-	1988-2000	-	-	Center Bearing Support	518870
P15					



	 YEAR	FITTING POSITON	REMARKS	PRODUCT	GSP Ref.
GMC					
P15					
-	1975-1978	-	-	Center Bearing Support	518868
-	1975-1978	-	-	Center Bearing Support	518870
P15/P1500 VAN					
-	1967-1969	-	-	Center Bearing Support	518868
-	1970-1972	-	-	Center Bearing Support	518867
-	1973-1974	-	-	Center Bearing Support	518868
P1500					
-	1979-1980	-	-	Center Bearing Support	518868
-	1979-1980	-	-	Center Bearing Support	518870
P25					
-	1975-1978	-	-	Center Bearing Support	518868
-	1975-1978	-	-	Center Bearing Support	518870
P25/P2500 VAN					
-	1967-1972	-	-	Center Bearing Support	518867
-	1973-1974	-	-	Center Bearing Support	518868
P2500					
-	1979-1989	-	-	Center Bearing Support	518868
-	1979-1989	-	-	Center Bearing Support	518870
P35					
-	1975-1978	-	-	Center Bearing Support	518868
-	1975-1978	-	-	Center Bearing Support	518870
P35/P3500 VAN					
-	1967-1972	-	-	Center Bearing Support	518867
-	1973-1974	-	-	Center Bearing Support	518868
P3500					
-	1979-1999	-	-	Center Bearing Support	518868
-	1979-1999	-	-	Center Bearing Support	518870
P4500					
-	1979-1990	-	-	Center Bearing Support	518292
PB1000 SERIES					
-	1963-1966	-	-	Center Bearing Support	518868
PB15 SERIES					
-	1966-	-	-	Center Bearing Support	518868
PB1500 SERIES					
-	1963-1965	-	-	Center Bearing Support	518868
PB25 SERIES					
-	1966-	-	-	Center Bearing Support	518868
PB2500 SERIES					
-	1963-1965	-	-	Center Bearing Support	518868
R1500					
-	1987-	-	-	Center Bearing Support	518868
-	1987-	-	-	Center Bearing Support	518870
R1500 SUBURBAN					
-	1987-1991	-	-	Center Bearing Support	518870
R2500					
-	1987-1989	-	-	Center Bearing Support	518868
-	1987-1989	-	-	Center Bearing Support	518870
R2500 SUBURBAN					
-	1987-1991	-	-	Center Bearing Support	518870
R3500					
-	1987-1991	-	-	Center Bearing Support	518868
-	1987-1991	-	-	Center Bearing Support	518870
S15					
-	1982-1990	-	-	Center Bearing Support	518870
S15 JIMMY					
-	1983-1991	-	-	Center Bearing Support	518870
SAFARI					



	 YEAR	FITTING POSITON	REMARKS	PRODUCT	GSP Ref.
GMC					
SAFARI					
-	1985-1993	-	-	Center Bearing Support	518870
SAVANA 1500					
-	1996-1998	-	-	Center Bearing Support	518868
-	1996-1998	-	-	Center Bearing Support	518870
-	1999-2012	-	-	Center Bearing Support Kit	518387S
SAVANA 2500					
-	1996-1998	-	-	Center Bearing Support	518868
-	1996-1998	-	-	Center Bearing Support	518870
SAVANA 3500					
-	1996-1998	-	-	Center Bearing Support	518868
-	1996-1998	-	-	Center Bearing Support	518870
SIERRA 1500					
-	1999-2010	-	-	Center Bearing Support Kit	518387S
SIERRA 1500 HD					
-	2001-2003	-	-	Center Bearing Support Kit	518387S
-	2005-2007	-	-	Center Bearing Support Kit	518387S
SIERRA 2500					
-	1999-2004	-	-	Center Bearing Support Kit	518387S
SIERRA 2500 HD					
-	2001-2002	-	-	Center Bearing Support	518868
-	2001-2002	-	-	Center Bearing Support	518870
-	2001-2011	-	-	Center Bearing Support Kit	518387S
SIERRA 3500					
-	2001-2007	-	-	Center Bearing Support Kit	518387S
SIERRA 3500 HD					
-	2007-2011	-	-	Center Bearing Support Kit	518387S
SIERRA C3					
-	2001-	-	-	Center Bearing Support	518868
-	2001-	-	-	Center Bearing Support	518870
-	2001-	-	-	Center Bearing Support Kit	518387S
SONOMA					
-	1994-2003	-	-	Center Bearing Support	518870
SUBURBAN					
-	1960-1967	-	-	Center Bearing Support	518867
-	1960-1967	-	-	Center Bearing Support	518869
T6500					
-	1997-	-	-	Center Bearing Support	518292
T7500					
-	1997-	-	-	Center Bearing Support	518292
TRUCK					
-	1955-1960	-	-	Center Bearing Support	518867
TYPHOON					
-	1992-1993	-	-	Center Bearing Support	518870
V1500					
-	1987-	-	-	Center Bearing Support	518868
-	1987-	-	-	Center Bearing Support	518870
V2500					
-	1987-	-	-	Center Bearing Support	518868
-	1987-	-	-	Center Bearing Support	518870
V2500 SUBURBAN					
-	1987-1991	-	-	Center Bearing Support	518870
V3000 FORWARD CONTROL					
-	1960-1962	-	-	Center Bearing Support	518867
V3500					
-	1987-1991	-	-	Center Bearing Support	518868
-	1987-1991	-	-	Center Bearing Support	518870
YUKON					



 YEAR	FITTING POSITON	REMARKS	PRODUCT	GSP Ref.	
GMC					
YUKON					
-	1992-1998	-	-	Center Bearing Support	518870
-	1999-2010	-	-	Center Bearing Support Kit	518387S
YUKON XL 1500					
-	2000-2010	-	-	Center Bearing Support Kit	518387S
YUKON XL 2500					
-	2000-2003	-	-	Center Bearing Support	518870
-	2000-2011	-	-	Center Bearing Support Kit	518387S
HONDA					
CIVIC/CIVIC FERIO (EG_,EH1,EJ3)					
-	1991-1995	-	-	Center Bearing Support	514782
CIVIC/CIVIC FERIO (EK_,EJ9)					
-	1995-2001	-	-	Center Bearing Support	514782
CR-V (RD1,RD2)					
-	1997-2001	-	-	Center Bearing Support	514817
CR-V (RD4,RD5,RD6,RD7,RD9)					
-	2001-2006	-	-	Center Bearing Support	514816
CR-V (RE3,RE4)					
-	2007-2012	-	-	Center Bearing Support	514817
DOMANI (MA4,MA5,MA6,MA7)					
-	1992-1996	-	-	Center Bearing Support	514782
DOMANI (MB3,MB4,MB5)					
-	1997-2000	-	-	Center Bearing Support	514782
EDIX (BE1 ,BE2 ,BE3 ,BE4)					
-	2004-2009	-	-	Center Bearing Support	514816
HR-V (GH1,GH2,GH3,GH4)					
-	1998-2005	-	-	Center Bearing Support	514788
INTEGRA (DC1,DC2,DB6,DB7,DB8,DB9)					
-	1993-2000	-	-	Center Bearing Support	514782
ODYSSEY I (RHD) (RA1,RA2,RA3,RA4,RA5)					
-	1994-1999	-	-	Center Bearing Support	514782
PARTNER (EY6,EY7,EY8,EY9)					
-	1996-2005	-	-	Center Bearing Support	514782
STEPWGN (RF1,RF2)					
-	1996-2001	-	-	Center Bearing Support	514782
HYUNDAI					
G-OPER I					
2.5 TD (62 kW)	1991.08-1998.07	-	Closed Off-Road Vehicle Engine 4D56T	Center Bearing Support	513580
2.5 TD intercooler (70 kW)	1991.08-1998.07	-	Closed Off-Road Vehicle Engine 4D56T	Center Bearing Support	513580
G-OPER II (JK-01)					
2.5 TD (65 kW)	1998.08-2003.12	-	Closed Off-Road Vehicle Engine D4BA	Center Bearing Support	513580
2.5 TD intercooler (73 kW)	1998.08-2003.12	-	Closed Off-Road Vehicle Engine D4BH	Center Bearing Support	513580
3.0 V6 (104 kW)	1998.08-2003.12	-	Closed Off-Road Vehicle Engine G6AT	Center Bearing Support	513580
H-1					
-	2001-	-	-	Center Bearing Support	514818
IX35/TUCSON (10MY)					
-	2009-	Centre	-	Center Bearing Support Kit	514811S
LIBERO (HB)					
-	2000-2006	-	-	Center Bearing Support	514818
SANTA FE (BB)					
-	2000-2006	-	-	Center Bearing Support	514818
TM 10 (TM)					
-	2009-	Centre	-	Center Bearing Support Kit	514811S
TUCSON					
-	2004-2010	-	-	Center Bearing Support	514793
-	2004-2010	-	-	Center Bearing Support Kit	514793S



 YEAR		FITTING POSITON	REMARKS	PRODUCT	GSP Ref.
INFINITI					
FX (S50) 45/35	2002-2008	-	-	Center Bearing Support Kit	514791S
J30 (JPY32) -	1992-1997	-	-	Center Bearing Support Kit	514791S
QX4 (JR50) -	1996-2002	-	-	Center Bearing Support Kit	514791S
INTERNATIONAL					
100 -	1974-	-	-	Center Bearing Support	518867
	1974-	-	-	Center Bearing Support	518868
1000A -	1966-	-	-	Center Bearing Support	518867
	1966-	-	-	Center Bearing Support	518868
1000B -	1967-1969	-	-	Center Bearing Support	518867
	1967-1969	-	-	Center Bearing Support	518868
1000C -	1968-1969	-	-	Center Bearing Support	518867
	1968-1969	-	-	Center Bearing Support	518868
1000D -	1969-1970	-	-	Center Bearing Support	518867
	1969-1970	-	-	Center Bearing Support	518868
1010 -	1971-1973	-	-	Center Bearing Support	518867
	1971-1973	-	-	Center Bearing Support	518868
1100A -	1966-	-	-	Center Bearing Support	518867
	1966-	-	-	Center Bearing Support	518868
1100B -	1967-1969	-	-	Center Bearing Support	518867
	1967-1969	-	-	Center Bearing Support	518868
1100C -	1968-1969	-	-	Center Bearing Support	518867
	1968-1969	-	-	Center Bearing Support	518868
1100D -	1969-1970	-	-	Center Bearing Support	518867
	1969-1970	-	-	Center Bearing Support	518868
1110 -	1971-1973	-	-	Center Bearing Support	518867
	1971-1973	-	-	Center Bearing Support	518868
1200A -	1966-	-	-	Center Bearing Support	518867
	1966-	-	-	Center Bearing Support	518868
1200B -	1967-1969	-	-	Center Bearing Support	518867
	1967-1969	-	-	Center Bearing Support	518868
1200C -	1968-1969	-	-	Center Bearing Support	518867
	1968-1969	-	-	Center Bearing Support	518868
1200D -	1969-1970	-	-	Center Bearing Support	518867
	1969-1970	-	-	Center Bearing Support	518868
1210 -	1971-1973	-	-	Center Bearing Support	518867
	1971-1973	-	-	Center Bearing Support	518868
1300A -	1966-	-	-	Center Bearing Support	518867



	 YEAR	FITTING POSITON	REMARKS	PRODUCT	GSP Ref.
INTERNATIONAL					
1300A					
-	1966-	-	-	Center Bearing Support	518868
1300B					
-	1967-1969	-	-	Center Bearing Support	518867
-	1967-1969	-	-	Center Bearing Support	518868
1300C					
-	1968-1969	-	-	Center Bearing Support	518867
-	1968-1969	-	-	Center Bearing Support	518868
1300D					
-	1969-1970	-	-	Center Bearing Support	518867
-	1969-1970	-	-	Center Bearing Support	518868
1310					
-	1971-1973	-	-	Center Bearing Support	518867
-	1971-1973	-	-	Center Bearing Support	518868
150					
-	1975-	-	-	Center Bearing Support	518867
-	1975-	-	-	Center Bearing Support	518868
-	1975-	-	-	Center Bearing Support	518870
1652SC					
-	1994-	-	-	Center Bearing Support	518867
-	1994-	-	-	Center Bearing Support	518868
1652UPS					
-	1990-1991	-	-	Center Bearing Support	518867
-	1990-1991	-	-	Center Bearing Support	518868
-	1993-	-	-	Center Bearing Support	518867
-	1993-	-	-	Center Bearing Support	518868
-	1995-1997	-	-	Center Bearing Support	518867
-	1995-1997	-	-	Center Bearing Support	518868
200					
-	1974-1975	-	-	Center Bearing Support	518867
-	1974-1975	-	-	Center Bearing Support	518868
-	1975-	-	-	Center Bearing Support	518870
2275					
-	1979-1980	-	-	Center Bearing Support	518867
2276 S					
-	1983-1989	-	-	Center Bearing Support	518867
2375 S					
-	1983-1989	-	-	Center Bearing Support	518867
2554					
-	1990-1994	-	-	Center Bearing Support	518867
-	1990-1994	-	-	Center Bearing Support	518868
-	1999-2000	-	-	Center Bearing Support	518867
-	1999-2000	-	-	Center Bearing Support	518868
2574					
-	1979-2002	-	-	Center Bearing Support	518867
-	1997-	-	-	Center Bearing Support	518868
2575					
-	1979-1989	-	-	Center Bearing Support	518867
2654					
-	1991-1993	-	-	Center Bearing Support	518867
-	1991-1993	-	-	Center Bearing Support	518868
-	1999-2000	-	-	Center Bearing Support	518867
-	1999-2000	-	-	Center Bearing Support	518868
2674					
-	1979-2002	-	-	Center Bearing Support	518867
-	1999-	-	-	Center Bearing Support	518868
2675					
-	1987-1989	-	-	Center Bearing Support	518867


	 YEAR	FITTING POSITON	REMARKS	PRODUCT	GSP Ref.
INTERNATIONAL					
3000					
-	1996-2002	-	-	Center Bearing Support	518867
-	1996-2002	-	-	Center Bearing Support	518868
3000FE					
-	1997-1999	-	-	Center Bearing Support	518867
-	1997-1999	-	-	Center Bearing Support	518868
3000IC					
-	2000-2002	-	-	Center Bearing Support	518867
-	2000-2002	-	-	Center Bearing Support	518868
3000RE					
-	2002-	-	-	Center Bearing Support	518867
-	2002-	-	-	Center Bearing Support	518868
3200					
-	2002-	-	-	Center Bearing Support	518867
-	2002-	-	-	Center Bearing Support	518868
3400					
-	1996-2002	-	-	Center Bearing Support	518867
-	1996-2002	-	-	Center Bearing Support	518868
3600					
-	1992-1999	-	-	Center Bearing Support	518867
-	1992-1999	-	-	Center Bearing Support	518868
-	2001-	-	-	Center Bearing Support	518867
-	2001-	-	-	Center Bearing Support	518868
3700					
-	1990-1994	-	-	Center Bearing Support	518867
-	1990-1994	-	-	Center Bearing Support	518868
3800					
-	1987-	-	-	Center Bearing Support	518867
-	1987-	-	-	Center Bearing Support	518868
-	1990-2002	-	-	Center Bearing Support	518867
-	1990-2002	-	-	Center Bearing Support	518868
3900FC					
-	1991-	-	-	Center Bearing Support	518868
-	1991-1994	-	-	Center Bearing Support	518867
-	1996-	-	-	Center Bearing Support	518867
4300LP					
-	2002-	-	-	Center Bearing Support	518867
4400LP					
-	2002-	-	-	Center Bearing Support	518867
4600LP					
-	1991-1994	-	-	Center Bearing Support	518867
4600UH					
-	1990-	-	-	Center Bearing Support	518867
4700					
-	1990-1994	-	-	Center Bearing Support	518867
-	1996-	-	-	Center Bearing Support	518867
-	2000-2001	-	-	Center Bearing Support	518867
4700LP					
-	1990-2002	-	-	Center Bearing Support	518867
4700LPX					
-	1995-2002	-	-	Center Bearing Support	518867
4800					
-	1990-1994	-	-	Center Bearing Support	518867
4900					
-	1990-1994	-	-	Center Bearing Support	518867
5000					
-	1990-1994	-	-	Center Bearing Support	518867
5500I					



	 YEAR	FITTING POSITON	REMARKS	PRODUCT	GSP Ref.
INTERNATIONAL					
5500I					
-	2000-2002	-	-	Center Bearing Support	518867
5600I					
-	2000-2002-	-	-	Center Bearing Support	518867
-		-	-	Center Bearing Support	518867
5900I SBA					
-	2000-2002	-	-	Center Bearing Support	518867
7100					
-	1990-1992	-	-	Center Bearing Support	518867
7300					
-	2002-	-	-	Center Bearing Support	518867
8100					
-	1990-2002	-	-	Center Bearing Support	518867
8200					
-	1990-1997	-	-	Center Bearing Support	518867
8300					
-	1988-1994	-	-	Center Bearing Support	518867
900A					
-	1966-1967	-	-	Center Bearing Support	518867
-	1966-1967	-	-	Center Bearing Support	518868
908B					
-	1967-1969	-	-	Center Bearing Support	518867
-	1967-1969	-	-	Center Bearing Support	518868
908C					
-	1968-1969	-	-	Center Bearing Support	518867
-	1968-1969	-	-	Center Bearing Support	518868
9100 SBA					
-	1998-1999	-	-	Center Bearing Support	518867
9100I SBA					
-	2000-2002	-	-	Center Bearing Support	518867
9200 SBA					
-	1995-1999	-	-	Center Bearing Support	518867
9200I SBA					
-	2000-2002	-	-	Center Bearing Support	518867
9300					
-	1988-1998	-	-	Center Bearing Support	518867
9370					
-	1985-1987	-	-	Center Bearing Support	518867
9400					
-	1990-1999	-	-	Center Bearing Support	518867
9400I SBA					
-	2000-2002	-	-	Center Bearing Support	518867
9600					
-	1989-1996	-	-	Center Bearing Support	518867
9700					
-	1989-1996	-	-	Center Bearing Support	518867
9800 SBA					
-	1996-1999	-	-	Center Bearing Support	518867
9900 SFA					
-	1999-	-	-	Center Bearing Support	518867
9900I SFA					
-	2000-2002	-	-	Center Bearing Support	518867
9900IX SFA					
-	2001-2002	-	-	Center Bearing Support	518867
A100 TRUCK					
-	1958-	-	-	Center Bearing Support	518867
-	1958-	-	-	Center Bearing Support	518868
A102					

	 YEAR	FITTING POSITON	REMARKS	PRODUCT	GSP Ref.
INTERNATIONAL					
A102					
-	1958-	-	-	Center Bearing Support	518867
	1958-	-	-	Center Bearing Support	518868
A110					
-	1958-	-	-	Center Bearing Support	518867
	1958-	-	-	Center Bearing Support	518868
A112					
-	1958-	-	-	Center Bearing Support	518867
	1958-	-	-	Center Bearing Support	518868
A120					
-	1958-	-	-	Center Bearing Support	518867
	1958-	-	-	Center Bearing Support	518868
A122					
-	1958-	-	-	Center Bearing Support	518867
	1958-	-	-	Center Bearing Support	518868
A130					
-	1958-	-	-	Center Bearing Support	518867
	1958-	-	-	Center Bearing Support	518868
A132					
-	1958-	-	-	Center Bearing Support	518867
	1958-	-	-	Center Bearing Support	518868
AB120					
-	1958-1965	-	-	Center Bearing Support	518867
	1958-1965	-	-	Center Bearing Support	518868
AB1200					
-	1965-	-	-	Center Bearing Support	518867
	1965-	-	-	Center Bearing Support	518868
AB140					
-	1960-1965	-	-	Center Bearing Support	518867
	1960-1965	-	-	Center Bearing Support	518868
AB1400					
-	1965-	-	-	Center Bearing Support	518867
	1965-	-	-	Center Bearing Support	518868
AM120					
-	1958-1965	-	-	Center Bearing Support	518867
	1958-1965	-	-	Center Bearing Support	518868
AM130					
-	1958-1965	-	-	Center Bearing Support	518867
	1958-1965	-	-	Center Bearing Support	518868
AM132					
-	1958-1960	-	-	Center Bearing Support	518867
	1958-1960	-	-	Center Bearing Support	518868
AM150					
-	1960-1964	-	-	Center Bearing Support	518867
	1960-1964	-	-	Center Bearing Support	518868
AM80					
-	1958-	-	-	Center Bearing Support	518867
	1958-	-	-	Center Bearing Support	518868
	1961-1962	-	-	Center Bearing Support	518867
	1961-1962	-	-	Center Bearing Support	518868
B100					
-	1959-1960	-	-	Center Bearing Support	518868
	1969-1960	-	-	Center Bearing Support	518867
B102					
-	1959-1960	-	-	Center Bearing Support	518868
	1969-1960	-	-	Center Bearing Support	518867
B110					
-	1959-1960	-	-	Center Bearing Support	518868



	 YEAR	FITTING POSITON	REMARKS	PRODUCT	GSP Ref.
INTERNATIONAL					
B110					
-	1969-1960	-	-	Center Bearing Support	518867
B112					
-	1959-1960	-	-	Center Bearing Support	518868
	1969-1960	-	-	Center Bearing Support	518867
B120					
-	1959-1960	-	-	Center Bearing Support	518868
	1969-1960	-	-	Center Bearing Support	518867
B122					
-	1959-1960	-	-	Center Bearing Support	518868
	1969-1960	-	-	Center Bearing Support	518867
B130					
-	1959-1960	-	-	Center Bearing Support	518868
	1969-1960	-	-	Center Bearing Support	518867
B132					
-	1959-1960	-	-	Center Bearing Support	518868
	1969-1960	-	-	Center Bearing Support	518867
C100					
-	1961-1962	-	-	Center Bearing Support	518867
	1961-1962	-	-	Center Bearing Support	518868
C1000					
-	1963-1964	-	-	Center Bearing Support	518867
	1963-1964	-	-	Center Bearing Support	518868
C102					
-	1961-1962	-	-	Center Bearing Support	518867
	1961-1962	-	-	Center Bearing Support	518868
C110					
-	1961-1962	-	-	Center Bearing Support	518867
	1961-1962	-	-	Center Bearing Support	518868
C1100					
-	1963-1964	-	-	Center Bearing Support	518867
	1963-1964	-	-	Center Bearing Support	518868
C112					
-	1961-1962	-	-	Center Bearing Support	518867
	1961-1962	-	-	Center Bearing Support	518868
C120					
-	1961-1962	-	-	Center Bearing Support	518867
	1961-1962	-	-	Center Bearing Support	518868
C1200					
-	1963-1964	-	-	Center Bearing Support	518867
	1963-1964	-	-	Center Bearing Support	518868
C122					
-	1961-1962	-	-	Center Bearing Support	518867
	1961-1962	-	-	Center Bearing Support	518868
C130					
-	1961-1962	-	-	Center Bearing Support	518867
	1961-1962	-	-	Center Bearing Support	518868
C1300					
-	1963-1964	-	-	Center Bearing Support	518867
	1963-1964	-	-	Center Bearing Support	518868
C132					
-	1961-1962	-	-	Center Bearing Support	518867
	1961-1962	-	-	Center Bearing Support	518868
C900					
-	1964-	-	-	Center Bearing Support	518867
	1964-	-	-	Center Bearing Support	518868
CARGOSTAR					
-	1980-1986	-	-	Center Bearing Support	518867



	 YEAR	FITTING POSITON	REMARKS	PRODUCT	GSP Ref.
INTERNATIONAL					
CARGOSTAR					
-	1980-1986	-	-	Center Bearing Support	518868
CM110					
-	1962-1965	-	-	Center Bearing Support	518867
-	1962-1965	-	-	Center Bearing Support	518868
CM75					
-	1962-1965	-	-	Center Bearing Support	518867
-	1962-1965	-	-	Center Bearing Support	518868
CM80					
-	1962-1965	-	-	Center Bearing Support	518867
-	1962-1965	-	-	Center Bearing Support	518868
CO9670					
-	1982-1988	-	-	Center Bearing Support	518867
COF5870 PAYSTAR					
-	1987-1988	-	-	Center Bearing Support	518867
COF9670					
-	1982-1988	-	-	Center Bearing Support	518867
D1000					
-	1965-	-	-	Center Bearing Support	518867
-	1965-	-	-	Center Bearing Support	518868
D1100					
-	1965-	-	-	Center Bearing Support	518867
-	1965-	-	-	Center Bearing Support	518868
D1200					
-	1965-	-	-	Center Bearing Support	518867
-	1965-	-	-	Center Bearing Support	518868
D1300					
-	1965-	-	-	Center Bearing Support	518867
-	1965-	-	-	Center Bearing Support	518868
D300					
-	1965-	-	-	Center Bearing Support	518867
-	1965-	-	-	Center Bearing Support	518868
D900					
-	1965-	-	-	Center Bearing Support	518867
-	1965-	-	-	Center Bearing Support	518868
DM10					
-	1972-	-	-	Center Bearing Support	518867
-	1972-	-	-	Center Bearing Support	518868
F1954					
-	1986-	-	-	Center Bearing Support	518867
F2275					
-	1979-1989	-	-	Center Bearing Support	518867
F2276 S					
-	1983-1989	-	-	Center Bearing Support	518867
F2375 S					
-	1983-1989	-	-	Center Bearing Support	518867
F2574					
-	1979-1989	-	-	Center Bearing Support	518867
F2575					
-	1982-1989	-	-	Center Bearing Support	518867
F2674					
-	1979-1989	-	-	Center Bearing Support	518867
F2675					
-	1987-1989	-	-	Center Bearing Support	518867
F9370					
-	1985-1987	-	-	Center Bearing Support	518867
G1904					
-	1984-	-	-	Center Bearing Support	518867



 YEAR	FITTING POSITON	REMARKS	PRODUCT	GSP Ref.
INTERNATIONAL				
G1954				
-	1987-	-	Center Bearing Support	518867
G2105				
-	1984-	-	Center Bearing Support	518867
GENESIS RE				
-	1996-2002	-	Center Bearing Support	518867
M SERIES VAN				
-	1961-1967	-	Center Bearing Support	518867
-	1961-1967	-	Center Bearing Support	518868
M1100				
-	1965-1972	-	Center Bearing Support	518867
-	1965-1972	-	Center Bearing Support	518868
M1200				
-	1965-1972	-	Center Bearing Support	518867
-	1965-1972	-	Center Bearing Support	518868
M1400				
-	1965-1967	-	Center Bearing Support	518867
-	1965-1967	-	Center Bearing Support	518868
-	1969-	-	Center Bearing Support	518867
-	1969-	-	Center Bearing Support	518868
M1400 METRO II				
-	1987-1990	-	Center Bearing Support	518867
-	1987-1990	-	Center Bearing Support	518868
M1600 METRO II				
-	1987-1990	-	Center Bearing Support	518867
-	1987-1990	-	Center Bearing Support	518868
M700				
-	1965-1967	-	Center Bearing Support	518867
-	1965-1967	-	Center Bearing Support	518868
M800				
-	1965-1971	-	Center Bearing Support	518867
-	1965-1971	-	Center Bearing Support	518868
M800 NAVY				
-	1969-	-	Center Bearing Support	518867
-	1969-	-	Center Bearing Support	518868
M800 POST OFFICE				
-	1969-1972	-	Center Bearing Support	518867
-	1969-1972	-	Center Bearing Support	518868
MA1200				
-	1967-1971	-	Center Bearing Support	518867
-	1967-1971	-	Center Bearing Support	518868
MHC1310				
-	1974-	-	Center Bearing Support	518867
-	1974-	-	Center Bearing Support	518868
MS				
-	1975-	-	Center Bearing Support	518867
-	1975-	-	Center Bearing Support	518868
-	1975-	-	Center Bearing Support	518870
MS1210				
-	1972-1974	-	Center Bearing Support	518867
-	1972-1974	-	Center Bearing Support	518868
S1624				
-	1980-1982	-	Center Bearing Support	518867
S1654				
-	1984-1989	-	Center Bearing Support	518867
S1654LP				
-	1988-1989	-	Center Bearing Support	518867
S1723				



	 YEAR	FITTING POSITON	REMARKS	PRODUCT	GSP Ref.
INTERNATIONAL					
S1723					
-	1980-1985	-	-	Center Bearing Support	518867
S1724					
-	1980-1984	-	-	Center Bearing Support	518867
S1753					
-	1984-1989	-	-	Center Bearing Support	518867
S1754					
-	1981-1989	-	-	Center Bearing Support	518867
S1823					
-	1980-1982	-	-	Center Bearing Support	518867
S1824					
-	1980-1985	-	-	Center Bearing Support	518867
S1853					
-	1981-1989	-	-	Center Bearing Support	518867
S1853FC					
-	1987-1989	-	-	Center Bearing Support	518867
S1854					
-	1981-1989	-	-	Center Bearing Support	518867
S1924					
-	1980-1982	-	-	Center Bearing Support	518867
S1925					
-	1980-1982	-	-	Center Bearing Support	518867
S1954					
-	1981-1990	-	-	Center Bearing Support	518867
S1955					
-	1981-1989	-	-	Center Bearing Support	518867
S2125					
-	1980-1981	-	-	Center Bearing Support	518867
S2155					
-	1984-1989	-	-	Center Bearing Support	518867
S2276					
-	1987-	-	-	Center Bearing Support	518867
S2375					
-	1984-	-	-	Center Bearing Support	518867
-	1986-	-	-	Center Bearing Support	518867
-	1988-	-	-	Center Bearing Support	518867
S2524					
-	1980-1982	-	-	Center Bearing Support	518867
S2554					
-	1981-1989	-	-	Center Bearing Support	518867
SCOUT					
-	1961-1971	-	-	Center Bearing Support	518867
-	1961-1971	-	-	Center Bearing Support	518868
SCOUT II					
-	1971-1980	-	-	Center Bearing Support	518867
-	1971-1980	-	-	Center Bearing Support	518868
-	1975-1980	-	-	Center Bearing Support	518870
TRAVEL-					
-	1975-	-	-	Center Bearing Support	518867
-	1975-	-	-	Center Bearing Support	518868
-	1975-	-	-	Center Bearing Support	518870
ISUZU					
AMIGO					
-	1998-2000	-	-	Center Bearing Support	518870
CAMPO (KB)					
2.5D4WD(55kW)	1983.01-1990.12	-	Pickup Engine 4JA1	Center Bearing Support	513572
HOMBRE					



 YEAR	 YEAR	FITTING POSITON	REMARKS	PRODUCT	GSP Ref.
ISUZU					
HOMBRE					
-	1996-2000	-	-	Center Bearing Support	518870
N-SERIE NKR 69S NPR 69M NPR 69L					
-	1998.01-2001.12	-	-	Center Bearing Support	514783
OASIS					
-	1996-1999	-	-	Center Bearing Support	518870
PICKUP					
-	1988-1993	-	-	Center Bearing Support	518905
RODEO					
-	1998-2001	-	-	Center Bearing Support	518870
TROOPER					
-	1996-2001	-	-	Center Bearing Support	518870
VEHICROSS					
-	1999-2001	-	-	Center Bearing Support	518870
KENWORTH					
13-210					
-	1988-1989	-	-	Center Bearing Support	518868
22-210					
-	1989-	-	-	Center Bearing Support	518868
K130					
-	1987-1991	-	-	Center Bearing Support	518868
K150					
-	1990-1991	-	-	Center Bearing Support	518868
K220					
-	1988-1991	-	-	Center Bearing Support	518868
KIA					
SORENTO (XM)					
-	2009-	Centre	-	Center Bearing Support Kit	514811S
SPORTAGE					
-	2004-2010	-	-	Center Bearing Support	514793
-	2004-2010	-	-	Center Bearing Support Kit	514793S
SPORTAGE (FQ)					
-	2008-	-	-	Center Bearing Support	514793
-	2008-	-	-	Center Bearing Support Kit	514793S
SPORTAGE (SL)					
-	2010-	Centre	-	Center Bearing Support Kit	514811S
LANCIA					
Y10 (156)					
1.1 i.e. Fire (37 kW)	1992.09-1995.12	-	Hatchback Engine 156C.046	Center Bearing Support	518107
LAND ROVER					
DISCOVERY III					
-	2005-2009	-	-	Center Bearing Support	514799
DISCOVERY IV					
-	2010-	-	-	Center Bearing Support	514799
FREELANDER I					
-	1996-2006	Centre	-	Center Bearing Support Kit	514798S
LEXUS					
300H AYZ1#					
-	2014-	-	-	Center Bearing Support Kit	519035S
300H ZGZ1#					
-	2014-	-	-	Center Bearing Support Kit	519035S
GS					
460/430/350	2005-2011	Centre	-	Center Bearing Support Kit	514813S



	 YEAR	FITTING POSITON	REMARKS	PRODUCT	GSP Ref.
LEXUS					
GS (GRS190) 300/350/430	2005-2011	Centre	-	Center Bearing Support Kit	514813S
GS (GRS195) 300/350/4304WD	2005-2011	Centre	-	Center Bearing Support Kit	514813S
GS (GRS196) 430/3504WD	2005-2011	Centre	-	Center Bearing Support Kit	514813S
GS (JZS160) 300/400/430	1997-2005	-	-	Center Bearing Support	517627
	1997-2005	-	-	Joint,Propeller Shaft	517649
300/430	1997-2005	-	-	Center Bearing Support	517627
	1997-2005	-	-	Joint,Propeller Shaft	517649
IS (GSE20) 250/220D	2005-2012	Centre	-	Center Bearing Support Kit	514813S
250/350	2005-2012	Centre	-	Center Bearing Support Kit	514813S
IS (GSE22) 300	2006-2012	Centre	-	Center Bearing Support Kit	514813S
IS (GSE25) 250/3504WD	2005-2012	Centre	-	Center Bearing Support Kit	514813S
IS (GXE10,JCE10) 200/300	1999-2005	-	-	Center Bearing Support Kit	513040S
IS200 GXE10 -	1999-2005	-	-	Center Bearing Support	513040
IS200 JCE10 -	1999-2005	-	-	Center Bearing Support	513040
IS300 GXE10 -	1999-2005	-	-	Center Bearing Support	513040
IS300 JCE10 -	1999-2005	-	-	Center Bearing Support	513040
LS/CELSIOR (UCF10) 400	1989-1994	-	-	Center Bearing Support	517626
	1989-1994	-	-	Joint,Propeller Shaft	517651
LS/CELSIOR (UCF20) 400	1994-2000	-	-	Center Bearing Support	517628
	1994-2000	-	-	Joint,Propeller Shaft	517651
LS/CELSIOR (UCF30) 430	2000-2006	-	-	Center Bearing Support	517627
	2000-2006	-	-	Joint,Propeller Shaft	517649
NX200 AYZ1# -	2014-	-	-	Center Bearing Support Kit	519035S
NX200 ZGZ1# -	2014-	-	-	Center Bearing Support Kit	519035S
RX (GGL15) 270/350/450H4WD	2008-	-	-	Center Bearing Support Kit	514789S
RX (MCU15) 3004WD	1998-2003	-	-	Center Bearing Support Kit	514789S
RX (MCU35,GSU35) 300/330/3504WD	2003-2008	-	-	Center Bearing Support Kit	514789S
RX (MCU35,MCU38) 300/330/3504WD	2003-2006	-	-	Center Bearing Support Kit	514789S
SC (JZZ31) 300/400	1991-1997	-	-	Joint,Propeller Shaft	517649
MAZDA					
B1600 -	1985.01-	-	-	Center Bearing Support	513569
B2000 -	1985.01-	-	-	Center Bearing Support	513569
B2000/B2200					



	 YEAR	FITTING POSITON	REMARKS	PRODUCT	GSP Ref.
MAZDA					
B2000/B2200					
-	1989-1994	-	-	Center Bearing Support	517682
B2200					
-	1985.01-	-	-	Center Bearing Support	513569
-	1996-	-	-	Center Bearing Support Kit	517683S
B2500					
-	2002-	-	-	Center Bearing Support Kit	517683S
B2500/B2600 (UF)					
-	1996-	-	-	Center Bearing Support	517682
-	1996-	-	-	Center Bearing Support Kit	517683S
B2600					
-	1985.01-	-	-	Center Bearing Support	513569
BT-50 (UN)					
-	2006-2011	-	-	Center Bearing Support Kit	517683S
-	2006-2011	Centre	-	Center Bearing Support Kit	514806S
CX-7 (ER)					
-	2006-2012	-	-	Center Bearing Support	514812
-	2006-2012	-	-	Center Bearing Support	514814
CX-9 (TB)					
-	2007-2013	-	-	Center Bearing Support	514810
-	2007-2013	Centre	-	Center Bearing Support	514815
MERCEDES BENZ					
-					
-	-	-	-	Center Bearing Support	510489
190 (W201)					
2.0 (66 kW)	1982.10-1984.10	-	Saloon Engine M102.921	Center Bearing Support	510453
	1982.10-1984.10	-	Saloon Engine M102.921	Joint,Propeller Shaft	510458
	1982.10-1984.10	-	Saloon Engine M102.921	Joint,Propeller Shaft	510460
	1982.10-1984.10	-	Saloon Engine M102.921	Joint,Propeller Shaft Kit	510459S
	1982.10-1984.10	Front	Saloon Engine M102.921	Joint,Propeller Shaft Kit	510433S
	1982.10-1984.10	Front	Saloon Engine M102.921	Joint,Propeller Shaft Kit	518077S
2.0 (75 kW)	1986.01-1990.05	-	Saloon Engine M102.924	Center Bearing Support	510453
	1986.01-1990.05	-	Saloon Engine M102.924	Joint,Propeller Shaft	510436
	1986.01-1990.05	-	Saloon Engine M102.924	Joint,Propeller Shaft	510458
	1986.01-1990.05	-	Saloon Engine M102.924	Joint,Propeller Shaft	510460
	1986.01-1990.05	-	Saloon Engine M102.924	Joint,Propeller Shaft	510469
	1986.01-1990.05	-	Saloon Engine M102.924	Joint,Propeller Shaft Kit	510459S
	1986.01-1990.05	Front	Saloon Engine M102.924	Joint,Propeller Shaft Kit	510433S
	1986.01-1990.05	Front	Saloon Engine M102.924	Joint,Propeller Shaft Kit	510434S
	1986.01-1990.05	Front	Saloon Engine M102.924	Joint,Propeller Shaft Kit	518077S
2.0 (77 kW)	1984.09-1990.05	-	Saloon Engine M102.924	Center Bearing Support	510453
	1984.09-1990.05	-	Saloon Engine M102.924	Joint,Propeller Shaft	510436
	1984.09-1990.05	-	Saloon Engine M102.924	Joint,Propeller Shaft	510458
	1984.09-1990.05	-	Saloon Engine M102.924	Joint,Propeller Shaft	510460
	1984.09-1990.05	-	Saloon Engine M102.924	Joint,Propeller Shaft Kit	510459S
	1984.09-1990.05	Front	Saloon Engine M102.924	Joint,Propeller Shaft Kit	510433S
	1984.09-1990.05	Front	Saloon Engine M102.924	Joint,Propeller Shaft Kit	510434S
	1984.09-1990.05	Front	Saloon Engine M102.924	Joint,Propeller Shaft Kit	518077S
2.0 D (53 kW)	1983.08-1989.08	-	Saloon Engine OM601.911	Center Bearing Support	510453
	1983.08-1989.08	-	Saloon Engine OM601.911	Joint,Propeller Shaft	510436
	1983.08-1989.08	-	Saloon Engine OM601.911	Joint,Propeller Shaft	510458
	1983.08-1989.08	-	Saloon Engine OM601.911	Joint,Propeller Shaft	510460
	1983.08-1989.08	-	Saloon Engine OM601.911	Joint,Propeller Shaft	510463
	1983.08-1989.08	-	Saloon Engine OM601.911	Joint,Propeller Shaft	510469
	1983.08-1989.08	-	Saloon Engine OM601.911	Joint,Propeller Shaft	510569
	1983.08-1989.08	-	Saloon Engine OM601.911	Joint,Propeller Shaft Kit	510459S
	1983.08-1989.08	-	Saloon Engine OM601.911	Joint,Propeller Shaft Kit	510570S



	 YEAR	FITTING POSITON	REMARKS	PRODUCT	GSP Ref.	
MERCEDES BENZ						
190 (W201)						
2.0 D (53 kW)	1983.08-1989.08	Front	Saloon Engine OM601.911	Joint,Propeller Shaft Kit	510433S	
	1983.08-1989.08	Front	Saloon Engine OM601.911	Joint,Propeller Shaft Kit	510434S	
2.0 D (55 kW)	1989.08-1993.08	-	Saloon Engine OM601.911	Center Bearing Support	510453	
	1989.08-1993.08	-	Saloon Engine OM601.911	Joint,Propeller Shaft	510436	
	1989.08-1993.08	-	Saloon Engine OM601.911	Joint,Propeller Shaft	510458	
	1989.08-1993.08	-	Saloon Engine OM601.911	Joint,Propeller Shaft	510460	
	1989.08-1993.08	-	Saloon Engine OM601.911	Joint,Propeller Shaft	510463	
	1989.08-1993.08	-	Saloon Engine OM601.911	Joint,Propeller Shaft	510469	
	1989.08-1993.08	-	Saloon Engine OM601.911	Joint,Propeller Shaft	510569	
	1989.08-1993.08	-	Saloon Engine OM601.911	Joint,Propeller Shaft Kit	510459S	
	1989.08-1993.08	-	Saloon Engine OM601.911	Joint,Propeller Shaft Kit	510570S	
	1989.08-1993.08	Front	Saloon Engine OM601.911	Joint,Propeller Shaft Kit	510433S	
	1989.08-1993.08	Front	Saloon Engine OM601.911	Joint,Propeller Shaft Kit	510434S	
	2.5 D (66 kW)	1985.04-1993.08	-	Saloon Engine OM602.911	Center Bearing Support	510453
1985.04-1993.08		-	Saloon Engine OM602.911	Joint,Propeller Shaft	510436	
1985.04-1993.08		-	Saloon Engine OM602.911	Joint,Propeller Shaft	510458	
1985.04-1993.08		-	Saloon Engine OM602.911	Joint,Propeller Shaft	510460	
1985.04-1993.08		-	Saloon Engine OM602.911	Joint,Propeller Shaft	510463	
1985.04-1993.08		-	Saloon Engine OM602.911	Joint,Propeller Shaft	510569	
1985.04-1993.08		-	Saloon Engine OM602.911	Joint,Propeller Shaft Kit	510570S	
1985.04-1993.08		Front	Saloon Engine OM602.911	Joint,Propeller Shaft Kit	510433S	
1985.04-1993.08		Front	Saloon Engine OM602.911	Joint,Propeller Shaft Kit	510434S	
1985.04-1993.08		Front	Saloon Engine OM602.911	Joint,Propeller Shaft Kit	518077S	
2.5 D (69 kW)		1989.08-1993.08	-	Saloon Engine OM602.911	Center Bearing Support	510453
		1989.08-1993.08	-	Saloon Engine OM602.911	Joint,Propeller Shaft	510436
	1989.08-1993.08	-	Saloon Engine OM602.911	Joint,Propeller Shaft	510458	
	1989.08-1993.08	-	Saloon Engine OM602.911	Joint,Propeller Shaft	510460	
	1989.08-1993.08	-	Saloon Engine OM602.911	Joint,Propeller Shaft	510463	
	1989.08-1993.08	-	Saloon Engine OM602.911	Joint,Propeller Shaft	510569	
	1989.08-1993.08	-	Saloon Engine OM602.911	Joint,Propeller Shaft Kit	510570S	
	1989.08-1993.08	Front	Saloon Engine OM602.911	Joint,Propeller Shaft Kit	510433S	
	1989.08-1993.08	Front	Saloon Engine OM602.911	Joint,Propeller Shaft Kit	510434S	
	1989.08-1993.08	Front	Saloon Engine OM602.911	Joint,Propeller Shaft Kit	518077S	
	2.5 Turbo-D (93 kW)	1988.02-1993.08	-	Saloon Engine OM602.961	Center Bearing Support	510453
		1988.02-1993.08	-	Saloon Engine OM602.961	Joint,Propeller Shaft	510436
1988.02-1993.08		-	Saloon Engine OM602.961	Joint,Propeller Shaft	510463	
1988.02-1993.08		-	Saloon Engine OM602.961	Joint,Propeller Shaft	510569	
1988.02-1993.08		-	Saloon Engine OM602.961	Joint,Propeller Shaft Kit	510570S	
1988.02-1993.08		Front	Saloon Engine OM602.961	Joint,Propeller Shaft Kit	510434S	
2.5Turbo-D(90kW)	1988.02-1993.08	-	Saloon Engine OM602.961	Joint,Propeller Shaft	510569	
	1988.02-1993.08	-	Saloon Engine OM602.961	Joint,Propeller Shaft Kit	510570S	
E 1.8 (80 kW)	1990.04-1993.08	-	Saloon Engine M102.910	Center Bearing Support	510453	
	1990.04-1993.08	-	Saloon Engine M102.910	Joint,Propeller Shaft	510460	
	1990.04-1993.08	-	Saloon Engine M102.910	Joint,Propeller Shaft	510469	
	1990.04-1993.08	-	Saloon Engine M102.910	Joint,Propeller Shaft	510569	
	1990.04-1993.08	-	Saloon Engine M102.910	Joint,Propeller Shaft Kit	510459S	
	1990.04-1993.08	-	Saloon Engine M102.910	Joint,Propeller Shaft Kit	510570S	
E 2.0 (83 kW)	1985.02-1986.12	-	Saloon Engine M102.961/102.962	Center Bearing Support	510453	
	1985.02-1986.12	-	Saloon Engine M102.961/102.962	Joint,Propeller Shaft	510436	
	1985.02-1986.12	-	Saloon Engine M102.961/102.962	Joint,Propeller Shaft	510458	
	1985.02-1986.12	-	Saloon Engine M102.961/102.962	Joint,Propeller Shaft	510460	
	1985.02-1986.12	-	Saloon Engine M102.961/102.962	Joint,Propeller Shaft	510469	
	1985.02-1986.12	-	Saloon Engine M102.961/102.962	Joint,Propeller Shaft Kit	510459S	
	1985.02-1986.12	Front	Saloon Engine M102.961/102.962	Joint,Propeller Shaft Kit	510433S	
	1985.02-1986.12	Front	Saloon Engine M102.961/102.962	Joint,Propeller Shaft Kit	510434S	
	1985.02-1986.12	Front	Saloon Engine M102.961/102.962	Joint,Propeller Shaft Kit	518077S	
	E 2.0 (87 kW)	1985.01-1993.08	-	Saloon Engine M102.962	Center Bearing Support	510453



	 YEAR	FITTING POSITON	REMARKS	PRODUCT	GSP Ref.
MERCEDES BENZ					
190 (W201)					
E 2.0 (87 kW)	1985.01-1993.08	-	Saloon Engine M102.962	Joint,Propeller Shaft	510436
	1985.01-1993.08	-	Saloon Engine M102.962	Joint,Propeller Shaft	510458
	1985.01-1993.08	-	Saloon Engine M102.962	Joint,Propeller Shaft	510460
	1985.01-1993.08	-	Saloon Engine M102.962	Joint,Propeller Shaft	510569
	1985.01-1993.08	-	Saloon Engine M102.962	Joint,Propeller Shaft Kit	510459S
	1985.01-1993.08	-	Saloon Engine M102.962	Joint,Propeller Shaft Kit	510570S
	1985.01-1993.08	Front	Saloon Engine M102.962	Joint,Propeller Shaft Kit	510433S
	1985.01-1993.08	Front	Saloon Engine M102.962	Joint,Propeller Shaft Kit	510434S
	1985.01-1993.08	Front	Saloon Engine M102.962	Joint,Propeller Shaft Kit	518077S
E 2.0 (90 kW)	1982.10-1993.06	-	Saloon Engine M102.961/102.962	Center Bearing Support	510453
	1982.10-1993.06	-	Saloon Engine M102.961/102.962	Joint,Propeller Shaft	510436
	1982.10-1993.06	-	Saloon Engine M102.961/102.962	Joint,Propeller Shaft	510458
	1982.10-1993.06	-	Saloon Engine M102.961/102.962	Joint,Propeller Shaft	510460
	1982.10-1993.06	-	Saloon Engine M102.961/102.962	Joint,Propeller Shaft	510469
	1982.10-1993.06	-	Saloon Engine M102.961/102.962	Joint,Propeller Shaft	510569
	1982.10-1993.06	-	Saloon Engine M102.961/102.962	Joint,Propeller Shaft Kit	510459S
	1982.10-1993.06	-	Saloon Engine M102.961/102.962	Joint,Propeller Shaft Kit	510570S
	1982.10-1993.06	Front	Saloon Engine M102.961/102.962	Joint,Propeller Shaft Kit	510433S
	1982.10-1993.06	Front	Saloon Engine M102.961/102.962	Joint,Propeller Shaft Kit	510434S
	1982.10-1993.06	Front	Saloon Engine M102.961/102.962	Joint,Propeller Shaft Kit	518077S
E 2.3 (100 kW)	1986.10-1993.08	-	Saloon Engine M102.985	Center Bearing Support	510453
	1986.10-1993.08	-	Saloon Engine M102.985	Joint,Propeller Shaft	510436
	1986.10-1993.08	-	Saloon Engine M102.985	Joint,Propeller Shaft	510569
	1986.10-1993.08	-	Saloon Engine M102.985	Joint,Propeller Shaft Kit	510570S
	1986.10-1993.08	Front	Saloon Engine M102.985	Joint,Propeller Shaft Kit	510434S
E 2.3 (97 kW)	1986.09-1991.08	-	Saloon Engine M102.985	Center Bearing Support	510453
	1986.09-1991.08	-	Saloon Engine M102.985	Joint,Propeller Shaft	510436
	1986.09-1991.08	-	Saloon Engine M102.985	Joint,Propeller Shaft	510569
	1986.09-1991.08	-	Saloon Engine M102.985	Joint,Propeller Shaft Kit	510570S
	1986.09-1991.08	Front	Saloon Engine M102.985	Joint,Propeller Shaft Kit	510434S
E 2.3-16 (125 kW)	1985.09-1987.12	-	Saloon Engine M102.983	Center Bearing Support	510453
	1985.09-1987.12	-	Saloon Engine M102.983	Joint,Propeller Shaft	510469
E 2.3-16 (130 kW)	1985.09-1988.08	-	Saloon Engine M102.983	Center Bearing Support	510453
E 2.3-16 (136 kW)	1984.04-1987.01	-	Saloon Engine M102.983	Center Bearing Support	510453
E 2.5-16 (143 kW)	1989.03-1993.08	-	Saloon Engine M102.991	Center Bearing Support	510453
	1989.03-1993.08	-	Saloon Engine M102.991	Joint,Propeller Shaft	510469
E 2.5-16 (150 kW)	1988.09-1993.08	-	Saloon Engine M102.990	Center Bearing Support	510453
E 2.6 (118 kW)	1986.09-1993.08	-	Saloon Engine M103.942	Center Bearing Support	510453
	1986.09-1993.08	-	Saloon Engine M103.942	Joint,Propeller Shaft	510436
	1986.09-1993.08	-	Saloon Engine M103.942	Joint,Propeller Shaft	510569
	1986.09-1993.08	-	Saloon Engine M103.942	Joint,Propeller Shaft Kit	510570S
	1986.09-1993.08	Front	Saloon Engine M103.942	Joint,Propeller Shaft Kit	510434S
E 2.6 (122 kW)	1986.09-1989.12	-	Saloon Engine M103.942	Center Bearing Support	510453
	1986.09-1989.12	-	Saloon Engine M103.942	Joint,Propeller Shaft	510436
	1986.09-1989.12	-	Saloon Engine M103.942	Joint,Propeller Shaft	510569
	1986.09-1989.12	-	Saloon Engine M103.942	Joint,Propeller Shaft Kit	510570S
	1986.09-1989.12	Front	Saloon Engine M103.942	Joint,Propeller Shaft Kit	510434S
E Evolution II 2.5 (173 kW)	1990.05-1993.08	-	Saloon Engine M102.992	Center Bearing Support	510453
	1990.05-1993.08	-	Saloon Engine M102.992	Joint,Propeller Shaft	510469
8 (W114)					
230.6 (88 kW)	1968.01-1976.11	-	Saloon Engine M180.954	Joint,Propeller Shaft	510419
	1968.01-1976.11	Front And Rear	Saloon Engine M180.954	Joint,Propeller Shaft Kit	510413S
250 (85 kW)	1968.01-1972.08	-	Saloon Engine M114.920	Joint,Propeller Shaft	510419
	1968.01-1972.08	Front And Rear	Saloon Engine M114.920	Joint,Propeller Shaft Kit	510413S
250 C (96 kW)	1969.04-1972.06	-	Coupe Engine M114.920	Joint,Propeller Shaft	510419
	1969.04-1972.06	Front And Rear	Coupe Engine M114.920	Joint,Propeller Shaft Kit	510413S
250 C 2.8 (96 kW)	1972.06-1976.11	-	Coupe Engine M130.923	Joint,Propeller Shaft	510419



	 YEAR	FITTING POSITON	REMARKS	PRODUCT	GSP Ref.
MERCEDES BENZ					
8 (W114)					
250 C 2.8 (96 kW)	1972.06-1976.11	Front And Rear	Coupe Engine M130.923	Joint,Propeller Shaft Kit	510413S
8 (W115)					
200 (63 kW)	1968.01-1977.01	-	Saloon Engine M115.926/M115.923	Center Bearing Support	512665
	1968.01-1977.01	-	Saloon Engine M115.926/M115.923	Joint,Propeller Shaft	510419
	1968.01-1977.01	Front And Rear	Saloon Engine M115.926/M115.923	Joint,Propeller Shaft Kit	510413S
200 D (40 kW)	1968.01-1977.01	-	Saloon Engine OM615.913	Joint,Propeller Shaft	510419
	1968.01-1977.01	Front And Rear	Saloon Engine OM615.913	Joint,Propeller Shaft Kit	510413S
220 (77 kW)	1968.01-1973.07	-	Saloon Engine M115.920	Center Bearing Support	512665
	1968.01-1973.07	-	Saloon Engine M115.920	Joint,Propeller Shaft	510419
	1968.01-1973.07	Front And Rear	Saloon Engine M115.920	Joint,Propeller Shaft Kit	510413S
220 D (44 kW)	1968.01-1977.01	-	Saloon Engine OM615.912	Joint,Propeller Shaft	510419
	1968.01-1977.01	Front And Rear	Saloon Engine OM615.912	Joint,Propeller Shaft Kit	510413S
230.4 (81 kW)	1973.08-1976.12	-	Saloon Engine M115.951	Center Bearing Support	512665
	1973.08-1976.12	-	Saloon Engine M115.951	Joint,Propeller Shaft	510419
	1973.08-1976.12	Front And Rear	Saloon Engine M115.951	Joint,Propeller Shaft Kit	510413S
240 D (48 kW)	1973.08-1977.01	-	Saloon Engine OM616.916	Joint,Propeller Shaft	510419
	1973.08-1977.01	Front And Rear	Saloon Engine OM616.916	Joint,Propeller Shaft Kit	510413S
CABRIOLET (A124)					
300 CE-24 (162 kW)	1992.04-1993.06	-	Convertible Engine M104.980	Center Bearing Support	511574
	1992.04-1993.06	-	Convertible Engine M104.980	Joint,Propeller Shaft Kit	510580S
C-CLASS (CL203)					
C 160 Kompressor (90 kW)	2005.04-2008.03	-	Coupe Engine M271.921	Joint,Propeller Shaft	512678
	2005.04-2008.03	Centre	Coupe Engine M271.921	Center Bearing Support	518416
C 180 (95 kW)	2001.03-2002.05	-	Coupe Engine M111.951	Joint,Propeller Shaft	510569
	2001.03-2002.05	-	Coupe Engine M111.951	Joint,Propeller Shaft Kit	510570S
C 180 Kompressor (105 kW)	2002.05-2008.05	-	Coupe Engine M271.946	Joint,Propeller Shaft	512678
C 200 CDi (90 kW)	2003.03-2008.05	-	Coupe Engine OM646.962	Joint,Propeller Shaft	512678
C 200 CGI Kompressor (125 kW)	2003.03-2008.05	-	Coupe Engine M271.942	Joint,Propeller Shaft	512678
	2003.03-2008.05	Centre	Coupe Engine M271.942	Center Bearing Support	518416
C 200 Kompressor (120 kW)	2001.03-2002.05	-	Coupe Engine M111.955	Joint,Propeller Shaft	512678
	2002.05-2008.05	-	Coupe Engine M271.940	Joint,Propeller Shaft	512678
	2002.05-2008.05	Centre	Coupe Engine M271.940	Center Bearing Support	518416
C 220 CDi (105 kW)	2001.03-2008.05	-	Coupe Engine OM611.962	Joint,Propeller Shaft	512678
C 230 (150 kW)	2005.06-2008.05	-	Coupe Engine M272.920	Joint,Propeller Shaft	512678
	2005.06-2008.05	Centre	Coupe Engine M272.920	Center Bearing Support	518416
C 230 Kompressor (141 kW)	2002.05-2008.05	-	Coupe Engine M271.948	Joint,Propeller Shaft	512678
	2002.05-2008.05	Centre	Coupe Engine M271.948	Center Bearing Support	518416
C 230 Kompressor (145 kW)	2001.03-2002.05	-	Coupe Engine M111.981	Joint,Propeller Shaft	512678
C 320 (160 kW)	2002.09-2008.05	-	Coupe Engine M112.946	Joint,Propeller Shaft	512678
	2002.09-2008.05	Centre	Coupe Engine M112.946	Center Bearing Support	518416
C-CLASS (S202)					
C 180 T (90 kW)	1996.06-2000.09	-	Estate Engine M111.920/M111.921	Center Bearing Support	512316
	1996.06-2000.09	-	Estate Engine M111.920/M111.921	Joint,Propeller Shaft	510460
	1996.06-2000.09	-	Estate Engine M111.920/M111.921	Joint,Propeller Shaft	510569
	1996.06-2000.09	-	Estate Engine M111.920/M111.921	Joint,Propeller Shaft Kit	510459S
	1996.06-2000.09	-	Estate Engine M111.920/M111.921	Joint,Propeller Shaft Kit	510570S
	1996.06-2000.09	Front	Estate Engine M111.920/M111.921	Joint,Propeller Shaft Kit	510578S
C 180 T (95 kW)	2000.09-2001.03	-	Estate Engine M111.952	Joint,Propeller Shaft	510569
	2000.09-2001.03	-	Estate Engine M111.952	Joint,Propeller Shaft	512678
	2000.09-2001.03	-	Estate Engine M111.952	Joint,Propeller Shaft Kit	510570S
C 200 T (100 kW)	1996.06-2001.03	-	Estate Engine M111.941/M111.945	Center Bearing Support	512316
	1996.06-2001.03	-	Estate Engine M111.941/M111.945	Joint,Propeller Shaft	510569
	1996.06-2001.03	-	Estate Engine M111.941/M111.945	Joint,Propeller Shaft Kit	510570S
	1996.06-2001.03	Front	Estate Engine M111.941/M111.945	Joint,Propeller Shaft Kit	510578S
C 200 T CDi (75 kW)	1998.03-2001.03	-	Estate Engine OM611.960	Center Bearing Support	512315
	1998.03-2001.03	-	Estate Engine OM611.960	Joint,Propeller Shaft	512678
	1998.03-2001.03	Rear	Estate Engine OM611.960	Center Bearing Support	512315



	 YEAR	FITTING POSITON	REMARKS	PRODUCT	GSP Ref.
MERCEDES BENZ					
C-CLASS (S202)					
C 200 T D (65 kW)	1996.10-2001.03	-	Estate Engine OM604.915	Center Bearing Support	512316
	1996.10-2001.03	-	Estate Engine OM604.915	Joint,Propeller Shaft	510460
	1996.10-2001.03	-	Estate Engine OM604.915	Joint,Propeller Shaft	510569
	1996.10-2001.03	-	Estate Engine OM604.915	Joint,Propeller Shaft	512326
	1996.10-2001.03	-	Estate Engine OM604.915	Joint,Propeller Shaft Kit	510459S
	1996.10-2001.03	-	Estate Engine OM604.915	Joint,Propeller Shaft Kit	510570S
C 200 T Kompressor (120 kW)	2000.09-2001.03	-	Estate Engine M111.956	Joint,Propeller Shaft	510571
	2000.09-2001.03	-	Estate Engine M111.956	Joint,Propeller Shaft	512678
C 200 T Kompressor (141 kW)	1996.11-2001.03	-	Estate Engine M111.944	Center Bearing Support	512315
	1996.11-2001.03	-	Estate Engine M111.944	Joint,Propeller Shaft	510571
	1996.11-2001.03	-	Estate Engine M111.944	Joint,Propeller Shaft Kit	510580S
	1996.11-2001.03	Front	Estate Engine M111.944	Joint,Propeller Shaft	510579
	1996.11-2001.03	Rear	Estate Engine M111.944	Center Bearing Support	512315
C 220 T CDi (92 kW)	1997.09-2001.03	-	Estate Engine OM611.960	Center Bearing Support	512315
	1997.09-2001.03	-	Estate Engine OM611.960	Joint,Propeller Shaft Kit	510580S
	1997.09-2001.03	Rear	Estate Engine OM611.960	Center Bearing Support	512315
C 220 T D (55 kW)	1996.06-2001.03	-	Estate Engine OM604.910	Joint,Propeller Shaft	510460
	1996.06-2001.03	-	Estate Engine OM604.910	Joint,Propeller Shaft	510569
	1996.06-2001.03	-	Estate Engine OM604.910	Joint,Propeller Shaft	512326
	1996.06-2001.03	-	Estate Engine OM604.910	Joint,Propeller Shaft Kit	510459S
	1996.06-2001.03	-	Estate Engine OM604.910	Joint,Propeller Shaft Kit	510570S
	1996.06-2001.03	Front	Estate Engine OM604.910	Joint,Propeller Shaft Kit	510578S
C 220 T D (70 kW)	1996.06-1998.09	-	Estate Engine OM604.910	Center Bearing Support	512316
	1996.06-1998.09	-	Estate Engine OM604.910	Joint,Propeller Shaft	510460
	1996.06-1998.09	-	Estate Engine OM604.910	Joint,Propeller Shaft	510569
	1996.06-1998.09	-	Estate Engine OM604.910	Joint,Propeller Shaft	512326
	1996.06-1998.09	-	Estate Engine OM604.910	Joint,Propeller Shaft Kit	510459S
	1996.06-1998.09	-	Estate Engine OM604.910	Joint,Propeller Shaft Kit	510570S
	1996.06-1998.09	Front	Estate Engine OM604.910	Joint,Propeller Shaft Kit	510578S
C 230 T (110 kW)	1996.06-1998.06	-	Estate Engine M111.974	Center Bearing Support	512316
	1996.06-1998.06	-	Estate Engine M111.974	Joint,Propeller Shaft	510569
	1996.06-1998.06	-	Estate Engine M111.974	Joint,Propeller Shaft Kit	510570S
C 230 T Kompressor (142 kW)	1997.06-2000.09	-	Estate Engine M111.975	Joint,Propeller Shaft	510571
	1997.06-2000.09	-	Estate Engine M111.975	Joint,Propeller Shaft Kit	510580S
	1997.06-2000.09	Front	Estate Engine M111.975	Joint,Propeller Shaft	510579
C 240 T (125 kW)	1997.06-2000.09	-	Estate Engine M112.910	Center Bearing Support	512315
	1997.06-2000.09	-	Estate Engine M112.910	Joint,Propeller Shaft	510569
	1997.06-2000.09	-	Estate Engine M112.910	Joint,Propeller Shaft Kit	510570S
	1997.06-2000.09	Rear	Estate Engine M112.910	Center Bearing Support	512315
	2000.09-2001.03	-	Estate Engine M112.915	Joint,Propeller Shaft	512678
C 250 T Turbo-D (110 kW)	1996.06-2001.03	-	Estate Engine OM605.960	Center Bearing Support	512315
	1996.06-2001.03	-	Estate Engine OM605.960	Joint,Propeller Shaft	510571
	1996.06-2001.03	-	Estate Engine OM605.960	Joint,Propeller Shaft Kit	510580S
C 280 T (145 kW)	1996.06-2001.03	Rear	Estate Engine OM605.960	Center Bearing Support	512315
	1997.06-2001.03	-	Estate Engine M112.920	Center Bearing Support	512315
	1997.06-2001.03	-	Estate Engine M112.920	Joint,Propeller Shaft	512678
C 43 AMG (225 kW)	1997.06-2001.03	Rear	Estate Engine M112.920	Center Bearing Support	512315
	1997.08-2001.03	-	Estate Engine M113.944	Joint,Propeller Shaft	512677
C-CLASS (W202)					
C 180 (89 kW)	1994.11-2000.05	-	Saloon Engine M111.921	Joint,Propeller Shaft	510569
	1994.11-2000.05	-	Saloon Engine M111.921	Joint,Propeller Shaft Kit	510570S
	1994.11-2000.05	Front	Saloon Engine M111.921	Joint,Propeller Shaft Kit	510578S
C 180 (90 kW)	1993.03-2000.05	-	Saloon Engine M111.920/M111.921	Center Bearing Support	512316
	1993.03-2000.05	-	Saloon Engine M111.920/M111.921	Joint,Propeller Shaft	510460
	1993.03-2000.05	-	Saloon Engine M111.920/M111.921	Joint,Propeller Shaft	510569
	1993.03-2000.05	-	Saloon Engine M111.920/M111.921	Joint,Propeller Shaft Kit	510459S
	1993.03-2000.05	-	Saloon Engine M111.920/M111.921	Joint,Propeller Shaft Kit	510570S



	 YEAR	FITTING POSITON	REMARKS	PRODUCT	GSP Ref.
MERCEDES BENZ					
C-CLASS (W202)					
C 180 (90 kW)	1993.03-2000.05	Front	Saloon Engine M111.920/M111.921	Joint,Propeller Shaft Kit	510578S
C 200 (100 kW)	1994.01-2000.05	-	Saloon Engine M111.941/M111.945	Center Bearing Support	512316
	1994.01-2000.05	-	Saloon Engine M111.941/M111.945	Joint,Propeller Shaft	510569
	1994.01-2000.05	-	Saloon Engine M111.941/M111.945	Joint,Propeller Shaft	512326
	1994.01-2000.05	-	Saloon Engine M111.941/M111.945	Joint,Propeller Shaft Kit	510570S
	1994.01-2000.05	Front	Saloon Engine M111.941/M111.945	Joint,Propeller Shaft Kit	510578S
C 200 CDi (75 kW)	1998.03-2000.05	-	Saloon Engine OM611.960	Center Bearing Support	512315
	1998.03-2000.05	-	Saloon Engine OM611.960	Joint,Propeller Shaft Kit	510580S
	1998.03-2000.05	Rear	Saloon Engine OM611.960	Center Bearing Support	512315
C 200 D (55 kW)	1993.03-2000.05	-	Saloon Engine OM601.913	Center Bearing Support	512316
	1993.03-2000.05	-	Saloon Engine OM601.913	Joint,Propeller Shaft	510458
	1993.03-2000.05	-	Saloon Engine OM601.913	Joint,Propeller Shaft	510460
	1993.03-2000.05	-	Saloon Engine OM601.913	Joint,Propeller Shaft	510569
	1993.03-2000.05	-	Saloon Engine OM601.913	Joint,Propeller Shaft Kit	510459S
	1993.03-2000.05	-	Saloon Engine OM601.913	Joint,Propeller Shaft Kit	510570S
	1993.03-2000.05	Front	Saloon Engine OM601.913	Joint,Propeller Shaft Kit	518077S
C 200 D (65 kW)	1996.10-2000.05	-	Saloon Engine OM604.915	Center Bearing Support	512316
	1996.10-2000.05	-	Saloon Engine OM604.915	Joint,Propeller Shaft	510460
	1996.10-2000.05	-	Saloon Engine OM604.915	Joint,Propeller Shaft	510569
	1996.10-2000.05	-	Saloon Engine OM604.915	Joint,Propeller Shaft Kit	510459S
	1996.10-2000.05	-	Saloon Engine OM604.915	Joint,Propeller Shaft Kit	510570S
C 200 Kompressor (132 kW)	1995.10-2000.05	-	Saloon Engine M111.944	Center Bearing Support	512315
	1995.10-2000.05	-	Saloon Engine M111.944	Joint,Propeller Shaft	510569
	1995.10-2000.05	-	Saloon Engine M111.944	Joint,Propeller Shaft	510571
	1995.10-2000.05	-	Saloon Engine M111.944	Joint,Propeller Shaft Kit	510570S
	1995.10-2000.05	-	Saloon Engine M111.944	Joint,Propeller Shaft Kit	510580S
	1995.10-2000.05	Front	Saloon Engine M111.944	Joint,Propeller Shaft	510579
	1995.10-2000.05	Rear	Saloon Engine M111.944	Center Bearing Support	512315
C 200 Kompressor (141 kW)	1996.11-2000.05	-	Saloon Engine M111.944	Center Bearing Support	512315
	1996.11-2000.05	-	Saloon Engine M111.944	Joint,Propeller Shaft	510569
	1996.11-2000.05	-	Saloon Engine M111.944	Joint,Propeller Shaft	510571
	1996.11-2000.05	-	Saloon Engine M111.944	Joint,Propeller Shaft Kit	510570S
	1996.11-2000.05	-	Saloon Engine M111.944	Joint,Propeller Shaft Kit	510580S
	1996.11-2000.05	Front	Saloon Engine M111.944	Joint,Propeller Shaft	510579
C 220 (110 kW)	1996.11-2000.05	Rear	Saloon Engine M111.944	Center Bearing Support	512315
	1993.03-2000.05	-	Saloon Engine M111.961	Center Bearing Support	512316
	1993.03-2000.05	-	Saloon Engine M111.961	Joint,Propeller Shaft	510569
	1993.03-2000.05	-	Saloon Engine M111.961	Joint,Propeller Shaft	512326
	1993.03-2000.05	-	Saloon Engine M111.961	Joint,Propeller Shaft Kit	510570S
C 220 CDi (92 kW)	1993.03-2000.05	Front	Saloon Engine M111.961	Joint,Propeller Shaft Kit	510578S
	1997.09-2000.05	-	Saloon Engine OM611.960	Center Bearing Support	512315
	1997.09-2000.05	-	Saloon Engine OM611.960	Joint,Propeller Shaft Kit	510580S
	1997.09-2000.05	Rear	Saloon Engine OM611.960	Center Bearing Support	512315
C 220 D (55 kW)	1996.07-2000.05	-	Saloon Engine OM604.910	Joint,Propeller Shaft	510458
	1996.07-2000.05	-	Saloon Engine OM604.910	Joint,Propeller Shaft	510460
	1996.07-2000.05	-	Saloon Engine OM604.910	Joint,Propeller Shaft	510569
	1996.07-2000.05	-	Saloon Engine OM604.910	Joint,Propeller Shaft Kit	510459S
	1996.07-2000.05	-	Saloon Engine OM604.910	Joint,Propeller Shaft Kit	510570S
	1996.07-2000.05	Front	Saloon Engine OM604.910	Joint,Propeller Shaft Kit	518077S
C 220 D (70 kW)	1993.08-2000.05	-	Saloon Engine OM604.910	Center Bearing Support	512316
	1993.08-2000.05	-	Saloon Engine OM604.910	Joint,Propeller Shaft	510458
	1993.08-2000.05	-	Saloon Engine OM604.910	Joint,Propeller Shaft	510460
	1993.08-2000.05	-	Saloon Engine OM604.910	Joint,Propeller Shaft	510569
	1993.08-2000.05	-	Saloon Engine OM604.910	Joint,Propeller Shaft Kit	510459S
	1993.08-2000.05	-	Saloon Engine OM604.910	Joint,Propeller Shaft Kit	510570S
	1993.08-2000.05	Front	Saloon Engine OM604.910	Joint,Propeller Shaft Kit	518077S
C 230 (110 kW)	1996.06-1997.06	-	Saloon Engine M111.974	Center Bearing Support	512316



	 YEAR	FITTING POSITON	REMARKS	PRODUCT	GSP Ref.
MERCEDES BENZ					
C-CLASS (W202)					
C 230 (110 kW)	1996.06-1997.06	-	Saloon Engine M111.974	Joint,Propeller Shaft	510569
	1996.06-1997.06	-	Saloon Engine M111.974	Joint,Propeller Shaft Kit	510570S
C 230 Kompressor (142 kW)	1995.10-2000.05	-	Saloon Engine M111.975	Center Bearing Support	512315
	1995.10-2000.05	-	Saloon Engine M111.975	Joint,Propeller Shaft	510571
	1995.10-2000.05	-	Saloon Engine M111.975	Joint,Propeller Shaft Kit	510580S
	1995.10-2000.05	Front	Saloon Engine M111.975	Joint,Propeller Shaft	510579
	1995.10-2000.05	Rear	Saloon Engine M111.975	Center Bearing Support	512315
	1995.10-2000.05	-	Saloon Engine M112.910	Center Bearing Support	512315
C 240 (125 kW)	1997.06-2000.05	-	Saloon Engine M112.910	Joint,Propeller Shaft	510569
	1997.06-2000.05	-	Saloon Engine M112.910	Joint,Propeller Shaft Kit	510570S
	1997.06-2000.05	Rear	Saloon Engine M112.910	Center Bearing Support	512315
	1997.06-2000.05	-	Saloon Engine M112.910	Center Bearing Support	512315
C 250 D (83 kW)	1993.05-2000.05	-	Saloon Engine OM605.910	Center Bearing Support	512316
	1993.05-2000.05	-	Saloon Engine OM605.910	Joint,Propeller Shaft	510569
	1993.05-2000.05	-	Saloon Engine OM605.910	Joint,Propeller Shaft Kit	510570S
C 250 Turbo-D (110 kW)	1995.10-2000.05	-	Saloon Engine OM605.960	Center Bearing Support	512315
	1995.10-2000.05	-	Saloon Engine OM605.960	Joint,Propeller Shaft	510571
	1995.10-2000.05	-	Saloon Engine OM605.960	Joint,Propeller Shaft Kit	510580S
	1995.10-2000.05	Rear	Saloon Engine OM605.960	Center Bearing Support	512315
C 280 (142 kW)	1993.05-2000.05	-	Saloon Engine M104.941	Center Bearing Support	512315
	1993.05-2000.05	-	Saloon Engine M104.941	Joint,Propeller Shaft	512678
	1993.05-2000.05	-	Saloon Engine M104.941	Joint,Propeller Shaft Kit	510580S
	1993.05-2000.05	Rear	Saloon Engine M104.941	Center Bearing Support	512315
C 280 (145 kW)	1997.06-2000.05	-	Saloon Engine M112.920	Center Bearing Support	512315
	1997.06-2000.05	-	Saloon Engine M112.920	Joint,Propeller Shaft	512678
	1997.06-2000.05	Rear	Saloon Engine M112.920	Center Bearing Support	512315
C 36 AMG (206 kW)	1994.05-2000.05	-	Saloon Engine M104.941	Center Bearing Support	512315
	1994.05-2000.05	-	Saloon Engine M104.941	Joint,Propeller Shaft	512678
	1994.05-2000.05	-	Saloon Engine M104.941	Joint,Propeller Shaft Kit	510580S
	1994.05-2000.05	Rear	Saloon Engine M104.941	Center Bearing Support	512315
C 43 AMG (225 kW)	1997.08-2000.05	-	Saloon Engine M113.944	Joint,Propeller Shaft	512677
C-CLASS (W203)					
C 180 (95 kW)	2000.10-2002.05	-	Saloon Engine M111.951	Joint,Propeller Shaft	510569
	2000.10-2002.05	-	Saloon Engine M111.951	Joint,Propeller Shaft Kit	510570S
C 180 Kompressor (105 kW)	2002.05-2007.02	-	Saloon Engine M271.946	Joint,Propeller Shaft	512678
	2002.05-2007.02	Centre	Saloon Engine M271.946	Center Bearing Support	518416
C 200 CDi (75 kW)	2001.02-2007.02	-	Saloon Engine OM646.962	Joint,Propeller Shaft	512678
C 200 CDi (85 kW)	2000.09-2007.02	-	Saloon Engine OM611.962	Joint,Propeller Shaft	512678
C 200 CDi (90 kW)	2003.04-2007.02	-	Saloon Engine OM646.962	Joint,Propeller Shaft	512678
C 200 CGI Kompressor (125 kW)	2003.07-2007.02	-	Saloon Engine M271.942	Joint,Propeller Shaft	512678
	2003.07-2007.02	Centre	Saloon Engine M271.942	Center Bearing Support	518416
C 200 Kompressor (120 kW)	2000.05-2002.06	-	Saloon Engine M111.955	Joint,Propeller Shaft	512678
	2002.05-2007.02	-	Saloon Engine M271.940	Joint,Propeller Shaft	512678
	2002.05-2007.02	Centre	Saloon Engine M271.940	Center Bearing Support	518416
C 220 CDi (105 kW)	2000.05-2007.02	-	Saloon Engine OM611.962	Joint,Propeller Shaft	512678
C 230 (150 kW)	2005.06-2008.03	-	Saloon Engine M272.920	Joint,Propeller Shaft	512678
	2005.06-2008.03	Centre	Saloon Engine M272.920	Center Bearing Support	518416
C 230 Kompressor (141 kW)	2004.02-2005.05	-	Saloon Engine M271.948	Joint,Propeller Shaft	512678
	2004.02-2005.05	Centre	Saloon Engine M271.948	Center Bearing Support	518416
C 240 (125 kW)	2000.05-2007.02	-	Saloon Engine M112.912	Joint,Propeller Shaft	512678
	2000.05-2007.02	Centre	Saloon Engine M112.912	Center Bearing Support	518416
C 240 4-matic (125 kW)	2002.07-2007.02	-	Saloon Engine M112.916	Joint,Propeller Shaft	512678
	2002.07-2007.02	Centre	Saloon Engine M112.916	Center Bearing Support	518416
C 280 (170 kW)	2005.06-2008.03	-	Saloon Engine M272.940	Joint,Propeller Shaft	512678
C 280 4-matic (170 kW)	2005.01-2007.02	-	Saloon Engine M272.941	Joint,Propeller Shaft	512678
	2005.01-2007.02	Centre	Saloon Engine M272.941	Center Bearing Support	518416
	2005.01-2007.02	-	Saloon Engine M112.961	Joint,Propeller Shaft	512677
C 32 AMG Kompressor (260 kW)	2001.02-2007.02	-	Saloon Engine M112.961	Joint,Propeller Shaft	512677
	2001.02-2007.02	-	Saloon Engine M112.961	Joint,Propeller Shaft	512678



	 YEAR	FITTING POSITON	REMARKS	PRODUCT	GSP Ref.
MERCEDES BENZ					
C-CLASS (W203)					
C 32 AMG Kompressor (260 kW)	2001.02-2007.02	Centre	Saloon Engine M112.961	Center Bearing Support	518416
C 320 (160 kW)	2000.05-2007.02	-	Saloon Engine M112.946	Joint,Propeller Shaft	512678
	2000.05-2007.02	Centre	Saloon Engine M112.946	Center Bearing Support	518416
C 320 4-matic (160 kW)	2002.07-2007.02	-	Saloon Engine M112.953	Joint,Propeller Shaft	512678
	2002.07-2007.02	Centre	Saloon Engine M112.953	Center Bearing Support	518416
C 350 4-matic (200 kW)	2005.01-2007.02	-	Saloon Engine M272.970/M272.960	Joint,Propeller Shaft	512678
	2005.01-2007.02	Centre	Saloon Engine M272.970/M272.960	Center Bearing Support	518416
C-CLASS (W204)					
C 180 Kompressor (115 kW)	2007.04-2008.03	-	Saloon Engine M271.952	Joint,Propeller Shaft	512678
	2008.01-	-	Saloon Engine M271.910	Joint,Propeller Shaft	512678
C 200 CDI (100 kW)	2007.01-	-	Saloon Engine OM646.811/OM646.812	Joint,Propeller Shaft	512678
C 200 Kompressor (135 kW)	2007.04-2008.03	-	Saloon Engine M271.950	Joint,Propeller Shaft	512678
C 230 (150 kW)	2007.04-2008.03	-	Saloon Engine M272.921	Joint,Propeller Shaft	512678
C 230 4-matic (150 kW)	2007.07-	-	Saloon Engine M272.911	Joint,Propeller Shaft	512678
C 280 (170 kW)	2007.04-2008.03	-	Saloon Engine M272.947	Joint,Propeller Shaft	512678
C 280 4-matic (170 kW)	2007.07-	-	Saloon Engine M272.948	Joint,Propeller Shaft	512678
C 300 (170 kW)	2009.07-	-	Saloon Engine M272.947	Joint,Propeller Shaft	512678
C 300 4-matic (170 kW)	2007.07-	-	Saloon Engine M272.948	Joint,Propeller Shaft	512678
C 320 CDI 4-matic (165 kW)	2007.07-	-	Saloon Engine OM642.961	Joint,Propeller Shaft	512678
C 350 4-matic (200 kW)	2007.07-	-	Saloon Engine M272.971	Joint,Propeller Shaft	512678
C 350 CDI 4-matic (165 kW)	2009.07-	-	Saloon Engine OM642.961	Joint,Propeller Shaft	512678
C-CLASS T-MODEL (S203)					
C 180 (95 kW)	2001.03-2002.05	-	Estate Engine M111.951	Joint,Propeller Shaft	510569
	2001.03-2002.05	-	Estate Engine M111.951	Joint,Propeller Shaft Kit	510570S
C 180 Kompressor (105 kW)	2002.05-2007.08	-	Estate Engine M271.946	Joint,Propeller Shaft	512678
	2002.05-2007.08	Centre	Estate Engine M271.946	Center Bearing Support	518416
C 200 CDI (75 kW)	2001.03-2007.08	-	Estate Engine OM646.962	Joint,Propeller Shaft	512678
C 200 CDI (85 kW)	2001.03-2007.08	-	Estate Engine OM611.962	Joint,Propeller Shaft	512678
C 200 CDI (90 kW)	2003.06-2008.03	-	Estate Engine OM646.962	Joint,Propeller Shaft	512678
C 200 CGI Kompressor (125 kW)	2003.07-2007.08	-	Estate Engine M271.942	Joint,Propeller Shaft	512678
	2003.07-2007.08	Centre	Estate Engine M271.942	Center Bearing Support	518416
C 200 Kompressor (120 kW)	2001.03-2002.05	-	Estate Engine M111.955	Joint,Propeller Shaft	512678
	2002.05-2007.08	-	Estate Engine M271.940	Joint,Propeller Shaft	512678
C 220 CDI (105 kW)	2001.03-2007.08	-	Estate Engine OM611.962	Joint,Propeller Shaft	512678
C 230 (150 kW)	2005.06-2008.03	-	Estate Engine M272.920	Joint,Propeller Shaft	512678
	2005.06-2008.03	Centre	Estate Engine M272.920	Center Bearing Support	518416
C 230 Kompressor (141 kW)	2004.02-2007.08	-	Estate Engine M271.948	Joint,Propeller Shaft	512678
	2004.02-2007.08	Centre	Estate Engine M271.948	Center Bearing Support	518416
C 240 (125 kW)	2001.03-2007.08	-	Estate Engine M112.912	Joint,Propeller Shaft	512678
	2001.03-2007.08	Centre	Estate Engine M112.912	Center Bearing Support	518416
C 240 4-matic (125 kW)	2002.07-2007.08	-	Estate Engine M112.916	Joint,Propeller Shaft	512678
	2002.07-2007.08	Centre	Estate Engine M112.916	Center Bearing Support	518416
C 280 (170 kW)	2005.06-2008.03	-	Estate Engine M272.940	Joint,Propeller Shaft	512678
C 280 4-matic (170 kW)	2005.01-2007.08	-	Estate Engine M272.941	Joint,Propeller Shaft	512678
	2005.01-2007.08	Centre	Estate Engine M272.941	Center Bearing Support	518416
C 32 AMG Kompressor (260 kW)	2001.03-2007.08	-	Estate Engine M112.961	Joint,Propeller Shaft	512677
	2001.03-2007.08	-	Estate Engine M112.961	Joint,Propeller Shaft	512678
	2001.03-2007.08	Centre	Estate Engine M112.961	Center Bearing Support	518416
C 320 (160 kW)	2001.03-2007.08	-	Estate Engine M112.946	Joint,Propeller Shaft	512678
	2001.03-2007.08	Centre	Estate Engine M112.946	Center Bearing Support	518416
C 320 4-matic (160 kW)	2002.07-2007.08	-	Estate Engine M112.953	Joint,Propeller Shaft	512678
	2002.07-2007.08	Centre	Estate Engine M112.953	Center Bearing Support	518416
C 350 4-matic (200 kW)	2005.01-2007.08	-	Estate Engine M272.970	Joint,Propeller Shaft	512678
	2005.01-2007.08	Centre	Estate Engine M272.970	Center Bearing Support	518416
C-CLASS T-MODEL (S204)					
C 180 Kompressor (115 kW)	2007.12-	-	Estate Engine M271.952	Joint,Propeller Shaft	512678
	2008.01-	-	Estate Engine M271.910	Joint,Propeller Shaft	512678



	 YEAR	FITTING POSITON	REMARKS	PRODUCT	GSP Ref.
MERCEDES BENZ					
C-CLASS T-MODEL (S204)					
C 200 Kompressor (135 kW)	2007.12-	-	Estate Engine M271.950	Joint,Propeller Shaft	512678
C 230 (150 kW)	2007.12-	-	Estate Engine M272.921	Joint,Propeller Shaft	512678
C 280 (170 kW)	2007.12-	-	Estate Engine M272.947	Joint,Propeller Shaft	512678
C 320 CDi 4-matic (165 kW)	2007.08-	-	Estate Engine OM642.961	Joint,Propeller Shaft	512678
CLC-CLASS (CL203)					
CLC 160 (95 kW)	2009.02-2011.06	Centre	Coupe Engine M271.911	Center Bearing Support	518416
CLC 180 Kompressor (105 kW)	2008.06-2011.06	-	Coupe Engine M271.946	Joint,Propeller Shaft	512678
	2008.06-2011.06	Centre	Coupe Engine M271.946	Center Bearing Support	518416
CLC 200 CDi (90 kW)	2008.06-2011.06	-	Coupe Engine OM646.962	Joint,Propeller Shaft	512678
CLC 200 Kompressor (135 kW)	2008.06-2011.06	Centre	Coupe Engine M271.955	Center Bearing Support	518416
CLC 230 (150 kW)	2008.06-2011.06	-	Coupe Engine M272.920	Joint,Propeller Shaft	512678
	2008.06-2011.06	Centre	Coupe Engine M272.920	Center Bearing Support	518416
CLK (A208)					
200 (100 kW)	1998.03-2002.03	-	Convertible Engine M111.941/M111.945	Joint,Propeller Shaft	510569
	1998.03-2002.03	-	Convertible Engine M111.941/M111.945	Joint,Propeller Shaft	512326
	1998.03-2002.03	-	Convertible Engine M111.941/M111.945	Joint,Propeller Shaft Kit	510570S
	1998.03-2002.03	Front	Convertible Engine M111.941/M111.945	Joint,Propeller Shaft Kit	510578S
200 Kompressor (120 kW)	2000.06-2002.03	-	Convertible Engine M111.956	Center Bearing Support	512315
	2000.06-2002.03	-	Convertible Engine M111.956	Joint,Propeller Shaft	510571
	2000.06-2002.03	-	Convertible Engine M111.956	Joint,Propeller Shaft	512678
	2000.06-2002.03	Rear	Convertible Engine M111.956	Center Bearing Support	512315
200 Kompressor (141 kW)	1998.03-2000.06	-	Convertible Engine M111.944	Center Bearing Support	512315
	1998.03-2000.06	-	Convertible Engine M111.944	Joint,Propeller Shaft	510571
	1998.03-2000.06	-	Convertible Engine M111.944	Joint,Propeller Shaft Kit	510580S
	1998.03-2000.06	Front	Convertible Engine M111.944	Joint,Propeller Shaft	510579
	1998.03-2000.06	Rear	Convertible Engine M111.944	Center Bearing Support	512315
230 Kompressor (142 kW)	1998.03-2000.06	-	Convertible Engine M111.973/M111.975	Center Bearing Support	512315
	1998.03-2000.06	-	Convertible Engine M111.973/M111.975	Joint,Propeller Shaft	510571
	1998.03-2000.06	-	Convertible Engine M111.973/M111.975	Joint,Propeller Shaft Kit	510580S
	1998.03-2000.06	Front	Convertible Engine M111.973/M111.975	Joint,Propeller Shaft	510579
	1998.03-2000.06	Rear	Convertible Engine M111.973/M111.975	Center Bearing Support	512315
230 Kompressor (145 kW)	2000.06-2002.03	-	Convertible Engine M111.982	Center Bearing Support	512315
	2000.06-2002.03	-	Convertible Engine M111.982	Joint,Propeller Shaft	510571
	2000.06-2002.03	-	Convertible Engine M111.982	Joint,Propeller Shaft	512678
	2000.06-2002.03	Rear	Convertible Engine M111.982	Center Bearing Support	512315
320 (160 kW)	1998.03-2002.03	-	Convertible Engine M112.940	Center Bearing Support	512315
	1998.03-2002.03	-	Convertible Engine M112.940	Joint,Propeller Shaft Kit	510580S
	1998.03-2002.03	Rear	Convertible Engine M112.940	Center Bearing Support	512315
430 (205 kW)	1998.09-2002.03	-	Convertible Engine M113.943	Center Bearing Support	512315
	1998.09-2002.03	-	Convertible Engine M113.943	Joint,Propeller Shaft	512677
	1998.09-2002.03	Rear	Convertible Engine M113.943	Center Bearing Support	512315
CLK (A209)					
CLK 200 Kompressor (120 kW)	2003.05-2005.05	-	Convertible Engine M271.940	Joint,Propeller Shaft	512678
	2003.05-2005.05	Centre	Convertible Engine M271.940	Center Bearing Support	518416
CLK 200 Kompressor (135 kW)	2006.11-2010.03	-	Convertible Engine M271.955	Joint,Propeller Shaft	512678
	2006.11-2010.03	Centre	Convertible Engine M271.955	Center Bearing Support	518416
CLK 240 (125 kW)	2003.05-2005.05	-	Convertible Engine M112.912	Joint,Propeller Shaft	512678
	2003.05-2005.05	Centre	Convertible Engine M112.912	Center Bearing Support	518416
CLK 320 (160 kW)	2003.05-2005.05	-	Convertible Engine M112.955	Joint,Propeller Shaft	512678
	2003.05-2005.05	Centre	Convertible Engine M112.955	Center Bearing Support	518416
CLK (C208)					
200 (100 kW)	1997.06-2002.06	-	Coupe Engine M111.945	Center Bearing Support	512316
	1997.06-2002.06	-	Coupe Engine M111.945	Joint,Propeller Shaft	510569
	1997.06-2002.06	-	Coupe Engine M111.945	Joint,Propeller Shaft	512326
	1997.06-2002.06	-	Coupe Engine M111.945	Joint,Propeller Shaft Kit	510570S
	1997.06-2002.06	Front	Coupe Engine M111.945	Joint,Propeller Shaft Kit	510578S
200 Kompressor (120 kW)	2000.06-2002.06	-	Coupe Engine M111.956	Center Bearing Support	512315



	 YEAR	FITTING POSITON	REMARKS	PRODUCT	GSP Ref.
MERCEDES BENZ					
CLK (C208)					
200 Kompressor (120 kW)	2000.06-2002.06	-	Coupe Engine M111.956	Joint,Propeller Shaft	510571
	2000.06-2002.06	-	Coupe Engine M111.956	Joint,Propeller Shaft	512678
200 Kompressor (141 kW)	2000.06-2002.06	Rear	Coupe Engine M111.956	Center Bearing Support	512315
	1997.06-2000.06	-	Coupe Engine M111.944	Center Bearing Support	512315
	1997.06-2000.06	-	Coupe Engine M111.944	Joint,Propeller Shaft	510571
	1997.06-2000.06	-	Coupe Engine M111.944	Joint,Propeller Shaft Kit	510580S
	1997.06-2000.06	Front	Coupe Engine M111.944	Joint,Propeller Shaft	510579
	1997.06-2000.06	Rear	Coupe Engine M111.944	Center Bearing Support	512315
	1997.06-2000.06	-	Coupe Engine M111.973/M111.975	Center Bearing Support	512315
230 Kompressor (142 kW)	1997.06-2000.06	-	Coupe Engine M111.973/M111.975	Joint,Propeller Shaft	510571
	1997.06-2000.06	-	Coupe Engine M111.973/M111.975	Joint,Propeller Shaft Kit	510580S
	1997.06-2000.06	Front	Coupe Engine M111.973/M111.975	Joint,Propeller Shaft	510579
	1997.06-2000.06	Rear	Coupe Engine M111.973/M111.975	Center Bearing Support	512315
	2000.06-2002.06	-	Coupe Engine M111.982	Center Bearing Support	512315
230 Kompressor (145 kW)	2000.06-2002.06	-	Coupe Engine M111.982	Joint,Propeller Shaft	510571
	2000.06-2002.06	Rear	Coupe Engine M111.982	Center Bearing Support	512315
	1997.06-2002.06	-	Coupe Engine M112.940	Center Bearing Support	512315
320 (160 kW)	1997.06-2002.06	-	Coupe Engine M112.940	Joint,Propeller Shaft Kit	510580S
	1997.06-2002.06	Rear	Coupe Engine M112.940	Center Bearing Support	512315
430 (205 kW)	1998.07-2002.06	-	Coupe Engine M113.943	Center Bearing Support	512315
	1998.07-2002.06	-	Coupe Engine M113.943	Joint,Propeller Shaft	512677
	1998.07-2002.06	Rear	Coupe Engine M113.943	Center Bearing Support	512315
55 AMG (255 kW)	1999.08-2002.06	-	Coupe Engine M113.981/M113.984	Center Bearing Support	512315
	1999.08-2002.06	Rear	Coupe Engine M113.981/M113.984	Center Bearing Support	512315
CLK (C209)					
200 CGI (125 kW)	2003.07-2009.05	-	Coupe Engine M271.942	Joint,Propeller Shaft	512678
	2003.07-2009.05	Centre	Coupe Engine M271.942	Center Bearing Support	518416
200 Kompressor (120 kW)	2002.09-2009.05	-	Coupe Engine M271.940	Joint,Propeller Shaft	512678
	2002.09-2009.05	Centre	Coupe Engine M271.940	Center Bearing Support	518416
200 Kompressor (135 kW)	2006.11-2009.05	-	Coupe Engine M271.955	Joint,Propeller Shaft	512678
	2006.11-2009.05	Centre	Coupe Engine M271.955	Center Bearing Support	518416
240 (125 kW)	2002.06-2009.05	-	Coupe Engine M112.912	Joint,Propeller Shaft	512678
	2002.06-2009.05	Centre	Coupe Engine M112.912	Center Bearing Support	518416
280 (170 kW)	2005.06-2009.05	-	Coupe Engine M272.940	Joint,Propeller Shaft	512678
320 (160 kW)	2002.06-2009.05	-	Coupe Engine M112.955	Joint,Propeller Shaft	512678
	2002.06-2009.05	Centre	Coupe Engine M112.955	Center Bearing Support	518416
COUPE (C123)					
230 C (80 kW)	1977.05-1980.04	-	Coupe Engine M115.954	Joint,Propeller Shaft	510419
	1977.05-1980.04	Front And Rear	Coupe Engine M115.954	Joint,Propeller Shaft Kit	510413S
230 CE (100 kW)	1980.04-1985.12	-	Coupe Engine M102.980	Center Bearing Support	510477
	1980.04-1985.12	-	Coupe Engine M102.980	Center Bearing Support	519457
	1980.04-1985.12	-	Coupe Engine M102.980	Joint,Propeller Shaft	510419
	1980.04-1985.12	-	Coupe Engine M102.980	Joint,Propeller Shaft	510436
	1980.04-1985.12	Front And Rear	Coupe Engine M102.980	Joint,Propeller Shaft Kit	510413S
280 C (115 kW)	1977.03-1980.03	-	Coupe Engine M110.923	Center Bearing Support	510477
	1977.03-1980.03	-	Coupe Engine M110.923	Center Bearing Support	519457
280 CE (130 kW)	1977.09-1979.08	-	Coupe Engine M110.988	Center Bearing Support	510477
	1977.09-1979.08	-	Coupe Engine M110.988	Center Bearing Support	519457
	1977.09-1979.08	-	Coupe Engine M110.988	Joint,Propeller Shaft	510436
	1977.09-1979.08	-	Coupe Engine M110.988	Joint,Propeller Shaft	510573
	1977.09-1979.08	Front	Coupe Engine M110.988	Joint,Propeller Shaft Kit	510574S
	1977.09-1979.08	-	Coupe Engine M110.988	Center Bearing Support	510477
280 CE (136 kW)	1977.03-1985.11	-	Coupe Engine M110.988	Center Bearing Support	519457
	1977.03-1985.11	-	Coupe Engine M110.988	Center Bearing Support	519457
	1977.03-1985.11	-	Coupe Engine M110.988	Joint,Propeller Shaft	510436
	1977.03-1985.11	-	Coupe Engine M110.988	Joint,Propeller Shaft	510573
	1977.03-1985.11	Front	Coupe Engine M110.988	Joint,Propeller Shaft Kit	510574S
COUPE (C124)					



	 YEAR	FITTING POSITION	REMARKS	PRODUCT	GSP Ref.	
MERCEDES BENZ						
COUPE (C124)						
220 CE (110 kW)	1992.10-1993.05	-	Coupe Engine M111.960	Center Bearing Support	510511	
	1992.10-1993.05	-	Coupe Engine M111.960	Joint,Propeller Shaft	510436	
230 CE (100 kW)	1992.10-1993.05	-	Coupe Engine M111.960	Joint,Propeller Shaft	510569	
	1992.10-1993.05	-	Coupe Engine M111.960	Joint,Propeller Shaft Kit	510570S	
	1992.10-1993.05	Centre	Coupe Engine M111.960	Center Bearing Support	510435	
	1992.10-1993.05	Front	Coupe Engine M111.960	Joint,Propeller Shaft Kit	510434S	
	1987.03-1992.12	-	Coupe Engine M102.982	Center Bearing Support	510511	
	1987.03-1992.12	-	Coupe Engine M102.982	Joint,Propeller Shaft	510436	
	1987.03-1992.12	-	Coupe Engine M102.982	Joint,Propeller Shaft	510569	
	1987.03-1992.12	-	Coupe Engine M102.982	Joint,Propeller Shaft Kit	510570S	
230 CE (97 kW)	1987.03-1992.12	Centre	Coupe Engine M102.982	Center Bearing Support	510435	
	1987.03-1992.12	Centre	Coupe Engine M102.982	Center Bearing Support	510435	
	1987.03-1992.12	Front	Coupe Engine M102.982	Joint,Propeller Shaft, Kit	510434S	
	230 CE CAT (97 kW)	1987.03-1992.12	-	Coupe Engine M102.982	Joint,Propeller Shaft	510569
		1987.03-1992.12	-	Coupe Engine M102.982	Joint,Propeller Shaft Kit	510570S
	230 CE (97 kW)	1987.03-1992.12	-	Coupe Engine M102.982	Joint,Propeller Shaft	510569
1987.03-1992.12		-	Coupe Engine M102.982	Joint,Propeller Shaft Kit	510570S	
300 CE (132 kW)	1989.06-1992.12	-	Coupe Engine M102.982	Joint,Propeller Shaft	510436	
	1989.06-1992.12	-	Coupe Engine M102.982	Joint,Propeller Shaft	510569	
	1989.06-1992.12	-	Coupe Engine M102.982	Joint,Propeller Shaft Kit	510570S	
	1989.06-1992.12	Front	Coupe Engine M102.982	Joint,Propeller Shaft Kit	510434S	
300 CE (138 kW)	1987.03-1993.05	-	Coupe Engine M103.983	Center Bearing Support	511574	
	1987.03-1993.05	-	Coupe Engine M103.983	Joint,Propeller Shaft	510436	
	1987.03-1993.05	-	Coupe Engine M103.983	Joint,Propeller Shaft	510569	
	1987.03-1993.05	-	Coupe Engine M103.983	Joint,Propeller Shaft	510571	
	1987.03-1993.05	-	Coupe Engine M103.983	Joint,Propeller Shaft Kit	510570S	
	1987.03-1993.05	Front	Coupe Engine M103.983	Joint,Propeller Shaft Kit	510434S	
	1987.03-1993.05	Front	Coupe Engine M103.983	Joint,Propeller Shaft Kit	510572S	
	1987.03-1993.05	Front	Coupe Engine M103.983	Joint,Propeller Shaft	510436	
300 CE (138 kW)	1987.03-1989.12	-	Coupe Engine M103.983	Joint,Propeller Shaft	510569	
	1987.03-1989.12	-	Coupe Engine M103.983	Joint,Propeller Shaft	510570S	
	1987.03-1989.12	-	Coupe Engine M103.983	Joint,Propeller Shaft Kit	510570S	
	1987.03-1989.12	Front	Coupe Engine M103.983	Joint,Propeller Shaft Kit	510434S	
300 CE-24 (162 kW)	1989.09-1992.12	-	Coupe Engine M104.980	Center Bearing Support	511574	
300CE-24(170kW)	1989.09-1992.12	-	Coupe Engine M104.980	Center Bearing Support	511574	
320 CE (162 kW)	1992.10-1993.05	-	Coupe Engine M104.992	Center Bearing Support	511574	
E-CLASS (A124)						
E 200 (100 kW)	1993.06-1998.03	-	Convertible Engine M111.940	Center Bearing Support	510511	
	1993.06-1998.03	-	Convertible Engine M111.940	Joint,Propeller Shaft	510436	
	1993.06-1998.03	-	Convertible Engine M111.940	Joint,Propeller Shaft	510469	
	1993.06-1998.03	-	Convertible Engine M111.940	Joint,Propeller Shaft	510569	
	1993.06-1998.03	-	Convertible Engine M111.940	Joint,Propeller Shaft Kit	510570S	
	1993.06-1998.03	Centre	Convertible Engine M111.940	Center Bearing Support	510435	
	1993.06-1998.03	Front	Convertible Engine M111.940	Joint,Propeller Shaft Kit	510434S	
	E 220 (110 kW)	1993.06-1998.03	-	Convertible Engine M111.960	Center Bearing Support	510511
1993.06-1998.03		-	Convertible Engine M111.960	Joint,Propeller Shaft	510436	
1993.06-1998.03		-	Convertible Engine M111.960	Joint,Propeller Shaft	510569	
1993.06-1998.03		-	Convertible Engine M111.960	Joint,Propeller Shaft Kit	510570S	
1993.06-1998.03		Centre	Convertible Engine M111.960	Center Bearing Support	510435	
1993.06-1998.03		Front	Convertible Engine M111.960	Joint,Propeller Shaft Kit	510434S	
E 320 (162 kW)	1993.06-1998.03	-	Convertible Engine M104.992/M104.995	Center Bearing Support	511574	
E 36 AMG (200 kW)	1994.05-1998.03	-	Convertible Engine M104.992(AMG3.6)	Center Bearing Support	511574	
E-CLASS (C124)						
E 200 (100 kW)	1993.06-1997.06	-	Coupe Engine M111.940	Center Bearing Support	510511	
	1993.06-1997.06	-	Coupe Engine M111.940	Joint,Propeller Shaft	510436	
	1993.06-1997.06	-	Coupe Engine M111.940	Joint,Propeller Shaft	510469	
	1993.06-1997.06	-	Coupe Engine M111.940	Joint,Propeller Shaft	510569	
	1993.06-1997.06	-	Coupe Engine M111.940	Joint,Propeller Shaft Kit	510570S	
	1993.06-1997.06	Centre	Coupe Engine M111.940	Center Bearing Support	510435	
	1993.06-1997.06	Front	Coupe Engine M111.940	Joint,Propeller Shaft Kit	510434S	



	 YEAR	FITTING POSITON	REMARKS	PRODUCT	GSP Ref.
MERCEDES BENZ					
E-CLASS (C124)					
E 220 (110 kW)	1993.06-1997.06	-	Coupe Engine M111.960	Center Bearing Support	510511
	1993.06-1997.06	-	Coupe Engine M111.960	Joint,Propeller Shaft	510436
	1993.06-1997.06	-	Coupe Engine M111.960	Joint,Propeller Shaft	510569
	1993.06-1997.06	-	Coupe Engine M111.960	Joint,Propeller Shaft Kit	510570S
	1993.06-1997.06	Centre	Coupe Engine M111.960	Center Bearing Support	510435
	1993.06-1997.06	Front	Coupe Engine M111.960	Joint,Propeller Shaft Kit	510434S
E 320 (162 kW)	1993.06-1997.06	-	Coupe Engine M104.992	Center Bearing Support	511574
E 36 AMG (200 kW)	1994.05-1997.06	-	Coupe Engine M104.992(AMG3.6)	Center Bearing Support	511574
E-CLASS (S124)					
E 200 T (100 kW)	1993.06-1996.06	-	Estate Engine M111.940	Center Bearing Support	510511
	1993.06-1996.06	-	Estate Engine M111.940	Joint,Propeller Shaft	510436
	1993.06-1996.06	-	Estate Engine M111.940	Joint,Propeller Shaft	510469
	1993.06-1996.06	-	Estate Engine M111.940	Joint,Propeller Shaft	510569
	1993.06-1996.06	-	Estate Engine M111.940	Joint,Propeller Shaft Kit	510570S
	1993.06-1996.06	Centre	Estate Engine M111.940	Center Bearing Support	510435
	1993.06-1996.06	Front	Estate Engine M111.940	Joint,Propeller Shaft Kit	510434S
	1993.06-1996.06	-	Estate Engine M111.960	Center Bearing Support	510511
E 220 T (110 kW)	1993.06-1996.06	-	Estate Engine M111.960	Joint,Propeller Shaft	510436
	1993.06-1996.06	-	Estate Engine M111.960	Joint,Propeller Shaft	510569
	1993.06-1996.06	-	Estate Engine M111.960	Joint,Propeller Shaft Kit	510570S
	1993.06-1996.06	Centre	Estate Engine M111.960	Center Bearing Support	510435
	1993.06-1996.06	Front	Estate Engine M111.960	Joint,Propeller Shaft Kit	510434S
	1993.06-1996.06	-	Estate Engine M111.960	Center Bearing Support	510511
E 250 T D (83 kW)	1993.06-1996.06	-	Estate Engine OM605.911	Center Bearing Support	510511
	1993.06-1996.06	-	Estate Engine OM605.911	Joint,Propeller Shaft	510436
	1993.06-1996.06	-	Estate Engine OM605.911	Joint,Propeller Shaft	510463
	1993.06-1996.06	-	Estate Engine OM605.911	Joint,Propeller Shaft	510569
	1993.06-1996.06	-	Estate Engine OM605.911	Joint,Propeller Shaft Kit	510570S
	1993.06-1996.06	Centre	Estate Engine OM605.911	Center Bearing Support	510435
	1993.06-1996.06	Front	Estate Engine OM605.911	Joint,Propeller Shaft Kit	510434S
	1993.06-1996.06	-	Estate Engine OM602.962	Center Bearing Support	510436
E 250 Turbo D (93 kW)	1993.06-1996.06	-	Estate Engine OM602.962	Joint,Propeller Shaft	510463
	1993.06-1996.06	-	Estate Engine OM602.962	Joint,Propeller Shaft	510569
	1993.06-1996.06	Front	Estate Engine OM602.962	Joint,Propeller Shaft Kit	510434S
E 280 T (142 kW)	1993.06-1996.06	-	Estate Engine M104.942	Center Bearing Support	511574
	1993.06-1996.06	-	Estate Engine M104.942	Joint,Propeller Shaft Kit	510580S
E 300 T 4-matic (132 kW)	1993.06-1996.06	-	Estate Engine M103.985	Joint,Propeller Shaft	510436
	1993.06-1996.06	-	Estate Engine M103.985	Joint,Propeller Shaft	510460
	1993.06-1996.06	-	Estate Engine M103.985	Joint,Propeller Shaft Kit	510459S
	1993.06-1996.06	Front	Estate Engine M103.985	Joint,Propeller Shaft Kit	510434S
E 300 T D (100 kW)	1993.06-1996.06	-	Estate Engine OM606.910	Center Bearing Support	511574
	1993.06-1996.06	-	Estate Engine OM606.910	Joint,Propeller Shaft	510436
	1993.06-1996.06	-	Estate Engine OM606.910	Joint,Propeller Shaft	510463
	1993.06-1996.06	-	Estate Engine OM606.910	Joint,Propeller Shaft	510569
	1993.06-1996.06	-	Estate Engine OM606.910	Joint,Propeller Shaft Kit	510570S
	1993.06-1996.06	Front	Estate Engine OM606.910	Joint,Propeller Shaft Kit	510434S
E 300 T Turbo-D (108 kW)	1993.06-1996.06	-	Estate Engine OM603.960	Center Bearing Support	511574
	1993.06-1996.06	-	Estate Engine OM603.960	Joint,Propeller Shaft	510463
	1993.06-1996.06	-	Estate Engine OM603.960	Joint,Propeller Shaft Kit	510576S
	1993.06-1996.06	Front And Rear	Estate Engine OM603.960	Joint,Propeller Shaft	510575
E 300 T Turbo-D 4-matic (108 kW)	1993.06-1996.06	-	Estate Engine OM603.963	Center Bearing Support	511574
	1993.06-1996.06	-	Estate Engine OM603.963	Joint,Propeller Shaft	510460
	1993.06-1996.06	-	Estate Engine OM603.963	Joint,Propeller Shaft	510463
	1993.06-1996.06	-	Estate Engine OM603.963	Joint,Propeller Shaft Kit	510459S
	1993.06-1996.06	-	Estate Engine OM603.963	Joint,Propeller Shaft Kit	510576S
	1993.06-1996.06	Front And Rear	Estate Engine OM603.963	Joint,Propeller Shaft	510575
	1993.06-1996.06	-	Estate Engine M104.992	Center Bearing Support	511574
E280T(145kW)	1993.06-1996.06	-	Estate Engine M104.942	Joint,Propeller Shaft Kit	510580S
E36TAMG(200kW)	1994.05-1996.06	-	Estate Engine M104.992(AMG3.6)	Center Bearing Support	511574



	 YEAR	FITTING POSITION	REMARKS	PRODUCT	GSP Ref.
MERCEDES BENZ					
E-CLASS (S210)					
E 200 T Kompressor (137 kW)	1997.06-2003.03	-	Estate Engine M111.947	Joint,Propeller Shaft	510571
	1997.06-2003.03	-	Estate Engine M111.947	Joint,Propeller Shaft	512678
	1997.06-2003.03	Centre	Estate Engine M111.947	Center Bearing Support	512668
E 220 T CDi (105 kW)	1999.07-2003.03	-	Estate Engine OM611.961	Joint,Propeller Shaft	510458
	1999.07-2003.03	-	Estate Engine OM611.961	Joint,Propeller Shaft	512678
	1999.07-2003.03	Centre	Estate Engine OM611.961	Center Bearing Support	512668
	1999.07-2003.03	Front	Estate Engine OM611.961	Joint,Propeller Shaft Kit	518077S
E 220 T CDi (92 kW)	1998.06-1999.07	-	Estate Engine OM611.961	Joint,Propeller Shaft	510458
	1998.06-1999.07	-	Estate Engine OM611.961	Joint,Propeller Shaft	512678
	1998.06-1999.07	Centre	Estate Engine OM611.961	Center Bearing Support	512668
	1998.06-1999.07	Front	Estate Engine OM611.961	Joint,Propeller Shaft Kit	518077S
E 240 T (125 kW)	1997.06-2003.03	-	Estate Engine M112.911	Joint,Propeller Shaft	510569
	1997.06-2003.03	-	Estate Engine M112.911	Joint,Propeller Shaft Kit	510570S
	1997.06-2003.03	Front	Estate Engine M112.911	Joint,Propeller Shaft Kit	510578S
E 250 T D (83 kW)	1996.06-1999.07	-	Estate Engine OM605.912	Joint,Propeller Shaft	510569
	1996.06-1999.07	-	Estate Engine OM605.912	Joint,Propeller Shaft	512326
	1996.06-1999.07	-	Estate Engine OM605.912	Joint,Propeller Shaft Kit	510570S
E 250 T Turbo-D (110 kW)	1997.06-1999.07	-	Estate Engine OM605.962	Joint,Propeller Shaft	512678
	1997.06-1999.07	Centre	Estate Engine OM605.962	Center Bearing Support	512668
E 270 T CDi (125 kW)	1999.07-2003.03	-	Estate Engine OM612.961	Joint,Propeller Shaft	512677
E 280 T 4-matic (150 kW)	1996.12-2003.03	-	Estate Engine M112.921	Center Bearing Support	510568
	1996.12-2003.03	-	Estate Engine M112.921	Joint,Propeller Shaft	512678
	1996.12-2003.03	-	Estate Engine M112.921	Joint,Propeller Shaft Kit	510580S
E 290 T Turbo-D (95 kW)	1996.06-1999.07	-	Estate Engine OM602.982	Joint,Propeller Shaft Kit	510580S
	1996.06-1999.07	Centre	Estate Engine OM602.982	Center Bearing Support	512668
	1996.06-1999.07	Front	Estate Engine OM602.982	Joint,Propeller Shaft	510579
E 300 T Turbo-D (130 kW)	1996.12-1999.07	-	Estate Engine OM606.962	Joint,Propeller Shaft	512677
	1996.12-1999.07	Centre	Estate Engine OM606.962	Center Bearing Support	512668
E 320 T 4-matic (165 kW)	1996.12-2003.03	-	Estate Engine M112.941	Center Bearing Support	510568
	1996.12-2003.03	-	Estate Engine M112.941	Joint,Propeller Shaft	510569
	1996.12-2003.03	-	Estate Engine M112.941	Joint,Propeller Shaft	512678
	1996.12-2003.03	-	Estate Engine M112.941	Joint,Propeller Shaft Kit	510570S
	1996.12-2003.03	-	Estate Engine M112.941	Joint,Propeller Shaft Kit	510580S
E 320 T CDi (145 kW)	1999.07-2003.03	-	Estate Engine OM613.961	Joint,Propeller Shaft	512677
E 420 T (205 kW)	1996.06-1997.06	-	Estate Engine M119.985	Joint,Propeller Shaft	512677
E 430 T (205 kW)	1997.06-2003.03	-	Estate Engine M113.940	Joint,Propeller Shaft	512677
E 430 T 4-matic (205 kW)	1999.05-2003.03	-	Estate Engine M113.940	Joint,Propeller Shaft	512678
E 55 T AMG (260 kW)	1997.08-2003.03	-	Estate Engine M113.980	Joint,Propeller Shaft	512677
E200T(100kW)	1996.06-2000.08	-	Estate Engine M111.942	Joint,Propeller Shaft	510569
	1996.06-2000.08	-	Estate Engine M111.942	Joint,Propeller Shaft	512326
	1996.06-2000.08	-	Estate Engine M111.942	Joint,Propeller Shaft Kit	510570S
	1996.06-2000.08	Front	Estate Engine M111.942	Joint,Propeller Shaft Kit	510578S
E200TKompressor(120kW)	2000.08-2003.03	-	Estate Engine M111.957	Joint,Propeller Shaft	512678
	2000.08-2003.03	Centre	Estate Engine M111.957	Center Bearing Support	512668
E230T(110kW)	1996.06-1997.06	-	Estate Engine M111.970	Joint,Propeller Shaft	510569
	1996.06-1997.06	-	Estate Engine M111.970	Joint,Propeller Shaft	512326
	1996.06-1997.06	-	Estate Engine M111.970	Joint,Propeller Shaft Kit	510570S
	1996.06-1997.06	Front	Estate Engine M111.970	Joint,Propeller Shaft Kit	510578S
E240T(125kW)	2000.08-2003.03	-	Estate Engine M112.914	Joint,Propeller Shaft	512678
E280T(150kW)	1996.12-2003.03	-	Estate Engine M112.921	Joint,Propeller Shaft	512678
E320T(165kW)	1996.12-2003.03	-	Estate Engine M112.941	Joint,Propeller Shaft	512678
	1996.12-2003.03	-	Estate Engine M112.941	Joint,Propeller Shaft Kit	510580S
E-CLASS (W124)					
E 200 (100 kW)	1993.06-1995.06	-	Saloon Engine M111.940	Center Bearing Support	510511
	1993.06-1995.06	-	Saloon Engine M111.940	Joint,Propeller Shaft	510436
	1993.06-1995.06	-	Saloon Engine M111.940	Joint,Propeller Shaft	510469
	1993.06-1995.06	-	Saloon Engine M111.940	Joint,Propeller Shaft	510569



	 YEAR	FITTING POSITON	REMARKS	PRODUCT	GSP Ref.
MERCEDES BENZ					
E-CLASS (W124)					
E 200 (100 kW)	1993.06-1995.06	-	Saloon Engine M111.940	Joint,Propeller Shaft Kit	510570S
	1993.06-1995.06	Centre	Saloon Engine M111.940	Center Bearing Support	510435
	1993.06-1995.06	Front	Saloon Engine M111.940	Joint,Propeller Shaft Kit	510434S
E 200 D (55 kW)	1993.06-1995.06	-	Saloon Engine OM601.912	Center Bearing Support	510511
	1993.06-1995.06	-	Saloon Engine OM601.912	Joint,Propeller Shaft	510436
	1993.06-1995.06	-	Saloon Engine OM601.912	Joint,Propeller Shaft	510458
	1993.06-1995.06	-	Saloon Engine OM601.912	Joint,Propeller Shaft	510460
	1993.06-1995.06	-	Saloon Engine OM601.912	Joint,Propeller Shaft	510463
	1993.06-1995.06	-	Saloon Engine OM601.912	Joint,Propeller Shaft	510469
	1993.06-1995.06	-	Saloon Engine OM601.912	Joint,Propeller Shaft Kit	510459S
	1993.06-1995.06	Centre	Saloon Engine OM601.912	Center Bearing Support	510435
	1993.06-1995.06	Front	Saloon Engine OM601.912	Joint,Propeller Shaft Kit	510433S
	1993.06-1995.06	Front	Saloon Engine OM601.912	Joint,Propeller Shaft Kit	510434S
	1993.06-1995.06	Front	Saloon Engine OM601.912	Joint,Propeller Shaft Kit	518077S
	E 220 (110 kW)	1993.06-1995.06	-	Saloon Engine M111.960	Center Bearing Support
1993.06-1995.06		-	Saloon Engine M111.960	Joint,Propeller Shaft	510436
1993.06-1995.06		-	Saloon Engine M111.960	Joint,Propeller Shaft	510569
1993.06-1995.06		-	Saloon Engine M111.960	Joint,Propeller Shaft Kit	510570S
1993.06-1995.06		Centre	Saloon Engine M111.960	Center Bearing Support	510435
1993.06-1995.06		Front	Saloon Engine M111.960	Joint,Propeller Shaft Kit	510434S
E 250 D (83 kW)	1993.07-1995.06	-	Saloon Engine OM605.911	Center Bearing Support	510511
	1993.07-1995.06	-	Saloon Engine OM605.911	Joint,Propeller Shaft	510436
	1993.07-1995.06	-	Saloon Engine OM605.911	Joint,Propeller Shaft	510463
	1993.07-1995.06	-	Saloon Engine OM605.911	Joint,Propeller Shaft	510569
	1993.07-1995.06	-	Saloon Engine OM605.911	Joint,Propeller Shaft Kit	510570S
	1993.07-1995.06	Centre	Saloon Engine OM605.911	Center Bearing Support	510435
E 250 Turbo-D (93 kW)	1993.07-1995.06	Front	Saloon Engine OM605.911	Joint,Propeller Shaft Kit	510434S
	1993.06-1995.06	-	Saloon Engine OM602.962	Center Bearing Support	511574
	1993.06-1995.06	-	Saloon Engine OM602.962	Joint,Propeller Shaft	510436
	1993.06-1995.06	-	Saloon Engine OM602.962	Joint,Propeller Shaft	510463
	1993.06-1995.06	-	Saloon Engine OM602.962	Joint,Propeller Shaft	510569
	1993.06-1995.06	-	Saloon Engine OM602.962	Joint,Propeller Shaft Kit	510570S
E 280 (142 kW)	1993.06-1995.06	Front	Saloon Engine OM602.962	Joint,Propeller Shaft Kit	510434S
	1993.06-1995.06	-	Saloon Engine M104.942	Joint,Propeller Shaft Kit	510580S
E 280 (145 kW)	1993.06-1995.06	-	Saloon Engine M104.942	Center Bearing Support	511574
	1993.06-1995.06	-	Saloon Engine M104.942	Joint,Propeller Shaft	510571
	1993.06-1995.06	-	Saloon Engine M104.942	Joint,Propeller Shaft Kit	510580S
E 300 4-matic (132 kW)	1993.06-1995.06	-	Saloon Engine M103.985	Center Bearing Support	511574
	1993.06-1995.06	-	Saloon Engine M103.985	Joint,Propeller Shaft	510569
	1993.06-1995.06	-	Saloon Engine M103.985	Joint,Propeller Shaft Kit	510570S
E 300 D (100 kW)	1993.06-1995.06	-	Saloon Engine M103.985	Joint,Propeller Shaft Kit	510570S
	1993.07-1995.06	-	Saloon Engine OM606.910	Center Bearing Support	511574
	1993.07-1995.06	-	Saloon Engine OM606.910	Joint,Propeller Shaft	510436
	1993.07-1995.06	-	Saloon Engine OM606.910	Joint,Propeller Shaft	510463
	1993.07-1995.06	-	Saloon Engine OM606.910	Joint,Propeller Shaft	510569
	1993.07-1995.06	-	Saloon Engine OM606.910	Joint,Propeller Shaft	510570S
E 300 Turbo-D (108 kW)	1993.07-1995.06	Front	Saloon Engine OM606.910	Joint,Propeller Shaft Kit	510434S
	1993.06-1995.06	-	Saloon Engine OM603.960	Center Bearing Support	511574
	1993.06-1995.06	-	Saloon Engine OM603.960	Joint,Propeller Shaft	510463
	1993.06-1995.06	-	Saloon Engine OM603.960	Joint,Propeller Shaft Kit	510576S
	1993.06-1995.06	Front And Rear	Saloon Engine OM603.960	Joint,Propeller Shaft	510575
E 300 Turbo-D 4-matic (108 kW)	1993.06-1995.06	-	Saloon Engine OM603.963	Center Bearing Support	511574
	1993.06-1995.06	-	Saloon Engine OM603.963	Joint,Propeller Shaft	510460
	1993.06-1995.06	-	Saloon Engine OM603.963	Joint,Propeller Shaft	510463
	1993.06-1995.06	-	Saloon Engine OM603.963	Joint,Propeller Shaft	510463
	1993.06-1995.06	-	Saloon Engine OM603.963	Joint,Propeller Shaft Kit	510459S
	1993.06-1995.06	-	Saloon Engine OM603.963	Joint,Propeller Shaft Kit	510576S
E 320 (162 kW)	1993.06-1995.06	Front And Rear	Saloon Engine OM603.963	Joint,Propeller Shaft	510575
	1993.06-1995.06	-	Saloon Engine M104.992	Center Bearing Support	511574



	 YEAR	FITTING POSITON	REMARKS	PRODUCT	GSP Ref.
MERCEDES BENZ					
E-CLASS (W124)					
E 420 (205 kW)	1993.06-1995.06	-	Saloon Engine M119.975	Center Bearing Support	510511
	1993.06-1995.06	Centre	Saloon Engine M119.975	Center Bearing Support	510435
E-CLASS (W210)					
E 200 (100 kW)	1995.06-2000.08	-	Saloon Engine M111.942	Joint,Propeller Shaft	510569
	1995.06-2000.08	-	Saloon Engine M111.942	Joint,Propeller Shaft Kit	510570S
	1995.06-2000.08	Front	Saloon Engine M111.942	Joint,Propeller Shaft Kit	510578S
E 200 CDi (75 kW)	1998.06-2002.03	-	Saloon Engine OM611.961	Joint,Propeller Shaft	512678
	1998.06-2002.03	Centre	Saloon Engine OM611.961	Center Bearing Support	512668
E 200 CDi (85 kW)	1999.07-2002.03	-	Saloon Engine OM611.961	Joint,Propeller Shaft	512678
	1999.07-2002.03	Centre	Saloon Engine OM611.961	Center Bearing Support	512668
E 200 D (65 kW)	1996.01-2002.03	-	Saloon Engine OM604.917	Center Bearing Support	510568
	1996.01-2002.03	-	Saloon Engine OM604.917	Joint,Propeller Shaft	510460
	1996.01-2002.03	-	Saloon Engine OM604.917	Joint,Propeller Shaft Kit	510459S
	1996.01-2002.03	Front	Saloon Engine OM604.917	Joint,Propeller Shaft Kit	510578S
E 200 Kompressor (137 kW)	1997.06-2002.03	-	Saloon Engine M111.947	Joint,Propeller Shaft	510571
	1997.06-2002.03	-	Saloon Engine M111.947	Joint,Propeller Shaft	512678
	1997.06-2002.03	Centre	Saloon Engine M111.947	Center Bearing Support	512668
E 220 CDi (105 kW)	1999.07-2002.03	-	Saloon Engine OM611.961	Joint,Propeller Shaft	512678
	1999.07-2002.03	Centre	Saloon Engine OM611.961	Center Bearing Support	512668
E 220 CDi (92 kW)	1998.06-1999.07	-	Saloon Engine OM611.961	Joint,Propeller Shaft	512678
	1998.06-1999.07	Centre	Saloon Engine OM611.961	Center Bearing Support	512668
E 220 D (70 kW)	1995.06-1999.07	-	Saloon Engine OM604.912	Center Bearing Support	510568
	1995.06-1999.07	-	Saloon Engine OM604.912	Joint,Propeller Shaft	510460
	1995.06-1999.07	-	Saloon Engine OM604.912	Joint,Propeller Shaft	510569
	1995.06-1999.07	-	Saloon Engine OM604.912	Joint,Propeller Shaft	512326
	1995.06-1999.07	-	Saloon Engine OM604.912	Joint,Propeller Shaft Kit	510459S
	1995.06-1999.07	-	Saloon Engine OM604.912	Joint,Propeller Shaft Kit	510570S
	1995.06-1999.07	Front	Saloon Engine OM604.912	Joint,Propeller Shaft Kit	510578S
E 230 (110 kW)	1995.06-1997.06	-	Saloon Engine M111.970	Joint,Propeller Shaft	510569
	1995.06-1997.06	-	Saloon Engine M111.970	Joint,Propeller Shaft	512326
	1995.06-1997.06	-	Saloon Engine M111.970	Joint,Propeller Shaft Kit	510570S
E 240 (125 kW)	1997.06-2000.08	-	Saloon Engine M112.911	Joint,Propeller Shaft	510569
	1997.06-2000.08	-	Saloon Engine M112.911	Joint,Propeller Shaft	512326
	1997.06-2000.08	-	Saloon Engine M112.911	Joint,Propeller Shaft Kit	510570S
E 250 D (83 kW)	1997.06-2000.08	Front	Saloon Engine M112.911	Joint,Propeller Shaft Kit	510578S
	1995.06-1999.07	-	Saloon Engine OM605.912	Center Bearing Support	510568
	1995.06-1999.07	-	Saloon Engine OM605.912	Joint,Propeller Shaft	510569
	1995.06-1999.07	-	Saloon Engine OM605.912	Joint,Propeller Shaft	512326
E 250 Turbo-D (110 kW)	1995.06-1999.07	-	Saloon Engine OM605.912	Joint,Propeller Shaft Kit	510570S
	1997.06-1999.07	-	Saloon Engine OM605.962	Joint,Propeller Shaft	512678
	1997.06-1999.07	Centre	Saloon Engine OM605.962	Center Bearing Support	512668
	1997.06-1999.07	Centre	Saloon Engine OM605.962	Center Bearing Support	512668
E 270 CDi (125 kW)	1999.07-2002.03	-	Saloon Engine OM612.961	Joint,Propeller Shaft	512677
E 280 (142 kW)	1996.01-1997.06	-	Saloon Engine M104.945	Joint,Propeller Shaft	510571
	1996.01-1997.06	-	Saloon Engine M104.945	Joint,Propeller Shaft Kit	510580S
	1996.01-1997.06	Centre	Saloon Engine M104.945	Center Bearing Support	512668
E 280 (150 kW)	1996.12-2002.03	-	Saloon Engine M112.921	Joint,Propeller Shaft	510571
	1996.12-2002.03	-	Saloon Engine M112.921	Joint,Propeller Shaft	512678
	1996.12-2002.03	-	Saloon Engine M112.921	Joint,Propeller Shaft Kit	510580S
	1996.12-2002.03	-	Saloon Engine M112.921	Center Bearing Support	510568
E 280 4-matic (150 kW)	1996.12-2002.03	-	Saloon Engine M112.921	Joint,Propeller Shaft	510569
	1996.12-2002.03	-	Saloon Engine M112.921	Joint,Propeller Shaft	512678
	1996.12-2002.03	-	Saloon Engine M112.921	Joint,Propeller Shaft	512678
	1996.12-2002.03	-	Saloon Engine M112.921	Joint,Propeller Shaft Kit	510570S
	1996.12-2002.03	-	Saloon Engine M112.921	Joint,Propeller Shaft Kit	510580S
E 290 Turbo-D (95 kW)	1996.03-1999.07	-	Saloon Engine OM602.982	Joint,Propeller Shaft Kit	510580S
	1996.03-1999.07	Centre	Saloon Engine OM602.982	Center Bearing Support	512668
	1996.03-1999.07	Front	Saloon Engine OM602.982	Joint,Propeller Shaft	510579
E 300 D (100 kW)	1995.06-1997.06	-	Saloon Engine OM606.912	Joint,Propeller Shaft	510569



	 YEAR	FITTING POSITON	REMARKS	PRODUCT	GSP Ref.
MERCEDES BENZ					
E-CLASS (W210)					
E 300 D (100 kW)	1995.06-1997.06	-	Saloon Engine OM606.912	Joint,Propeller Shaft	512326
	1995.06-1997.06	-	Saloon Engine OM606.912	Joint,Propeller Shaft Kit	510570S
	1995.06-1997.06	Centre	Saloon Engine OM606.912	Center Bearing Support	512668
E 300 Turbo-D (130 kW)	1996.12-1999.07	-	Saloon Engine OM606.962	Joint,Propeller Shaft	512677
	1996.12-1999.07	Centre	Saloon Engine OM606.962	Center Bearing Support	512668
E 320 4-matic (165 kW)	1997.06-2002.03	-	Saloon Engine M112.941	Center Bearing Support	510568
	1997.06-2002.03	-	Saloon Engine M112.941	Joint,Propeller Shaft	510569
	1997.06-2002.03	-	Saloon Engine M112.941	Joint,Propeller Shaft	512678
	1997.06-2002.03	-	Saloon Engine M112.941	Joint,Propeller Shaft Kit	510570S
	1997.06-2002.03	-	Saloon Engine M112.941	Joint,Propeller Shaft Kit	510580S
E 320 CDi (145 kW)	1999.07-2002.03	-	Saloon Engine OM613.961	Joint,Propeller Shaft	512677
E 420 (205 kW)	1996.01-1997.06	-	Saloon Engine M119.985	Joint,Propeller Shaft	512677
E 430 (205 kW)	1997.06-2002.03	-	Saloon Engine M113.940	Joint,Propeller Shaft	512677
E 430 4-matic (205 kW)	1999.05-2002.03	-	Saloon Engine M113.940	Joint,Propeller Shaft	512678
E 50 AMG (255 kW)	1996.02-1997.08	-	Saloon Engine M119.985(AMG5.0)	Joint,Propeller Shaft	512677
E 55 AMG (260 kW)	1997.08-2002.03	-	Saloon Engine M113.980	Joint,Propeller Shaft	512677
E200Kompressor(120kW)	2000.08-2002.03	-	Saloon Engine M111.957	Joint,Propeller Shaft	512678
	2000.08-2002.03	Centre	Saloon Engine M111.957	Center Bearing Support	512668
E220D(55kW)	1996.05-2002.03	-	Saloon Engine OM604.912	Joint,Propeller Shaft	510460
	1996.05-2002.03	-	Saloon Engine OM604.912	Joint,Propeller Shaft	510569
	1996.05-2002.03	-	Saloon Engine OM604.912	Joint,Propeller Shaft	512326
	1996.05-2002.03	-	Saloon Engine OM604.912	Joint,Propeller Shaft Kit	510459S
	1996.05-2002.03	-	Saloon Engine OM604.912	Joint,Propeller Shaft Kit	510570S
	1996.05-2002.03	Front	Saloon Engine OM604.912	Joint,Propeller Shaft Kit	510578S
E240(125kW)	2000.08-2002.03	-	Saloon Engine M112.914	Joint,Propeller Shaft	512678
E320(162kW)	1995.06-1997.06	Centre	Saloon Engine M104.995	Center Bearing Support	512668
E320(165kW)	1997.06-2002.03	-	Saloon Engine M112.941	Joint,Propeller Shaft	512678
	1997.06-2002.03	-	Saloon Engine M112.941	Joint,Propeller Shaft Kit	510580S
E-CLASS (W211)					
E 200 CDi (75 kW)	2002.07-2008.12	-	Saloon Engine OM646.951	Joint,Propeller Shaft	512678
E 200 CDi (90 kW)	2002.07-2008.12	-	Saloon Engine OM646.951	Joint,Propeller Shaft	512678
E 200 Kompressor (120 kW)	2002.11-2008.12	-	Saloon Engine M271.941	Joint,Propeller Shaft	512678
E 200 Kompressor (135 kW)	2006.07-2008.12	-	Saloon Engine M271.956	Joint,Propeller Shaft	512678
E 200 NGT (120 kW)	2004.03-2008.12	-	Saloon Engine M271.941	Joint,Propeller Shaft	512678
E 220 CDi (100 kW)	2002.03-2008.12	Centre	Saloon Engine OM646.961	Center Bearing Support	512668
E 220 CDi (110 kW)	2002.03-2008.12	Centre	Saloon Engine OM646.961	Center Bearing Support	512668
E 230 (150 kW)	2007.09-2008.12	-	Saloon Engine M272.922	Joint,Propeller Shaft	512678
E 240 (130 kW)	2002.03-2008.12	-	Saloon Engine M112.913/M112.917	Joint,Propeller Shaft	512678
E 240 4-matic (130 kW)	2003.03-2008.12	-	Saloon Engine M112.917	Joint,Propeller Shaft	512678
E 280 (170 kW)	2005.06-2006.06	-	Saloon Engine M272.943	Joint,Propeller Shaft	512678
E 280 CDi 4-matic (140 kW)	2005.03-2008.12	-	Saloon Engine OM642.921	Joint,Propeller Shaft	512678
E 320 (165 kW)	2002.03-2008.12	-	Saloon Engine M112.949	Joint,Propeller Shaft	512678
E 320 4-matic (165 kW)	2003.03-2008.12	-	Saloon Engine M112.954	Joint,Propeller Shaft	512678
E 350 4-matic (200 kW)	2005.03-2008.12	-	Saloon Engine M272.964/M272.972	Joint,Propeller Shaft	512678
E 500 4-matic (225 kW)	2003.10-2008.12	-	Saloon Engine M113.969	Joint,Propeller Shaft	512678
E 500 4-matic (285 kW)	2006.04-2008.12	-	Saloon Engine M273.962	Joint,Propeller Shaft	512678
E-CLASS (W212)					
E 200 CGI (135 kW)	2009.08-	-	Saloon Engine M271.820/M271.860	Joint,Propeller Shaft	512678
E 350 4-matic (200 kW)	2009.01-2011.08	-	Saloon Engine M272.977	Joint,Propeller Shaft	512678
E 350 CDi 4-matic (170 kW)	2009.09-	-	Saloon Engine OM642.856	Joint,Propeller Shaft	512678
E 500 4-matic (285 kW)	2009.01-	-	Saloon Engine M273.970	Joint,Propeller Shaft	512678
E-CLASS T-MODEL (S211)					
E 200 Kompressor (135 kW)	2006.04-2009.07	-	Estate Engine M271.956	Joint,Propeller Shaft	512678
E 200 T Kompressor (120 kW)	2003.05-2006.06	-	Estate Engine M271.941	Joint,Propeller Shaft	512678
E 220 CDi (100 kW)	2003.03-2009.07	Centre	Estate Engine OM646.961	Center Bearing Support	512668
E 220 T CDi (110 kW)	2003.05-2006.06	Centre	Estate Engine OM646.961	Center Bearing Support	512668
E 230 T (150 kW)	2007.05-2009.07	-	Estate Engine M272.922	Joint,Propeller Shaft	512678



	 YEAR	FITTING POSITON	REMARKS	PRODUCT	GSP Ref.
MERCEDES BENZ					
E-CLASS T-MODEL (S211)					
E 240 T (130 kW)	2003.03-2009.07	-	Estate Engine M112.913	Joint,Propeller Shaft	512678
E 240 T 4-matic (130 kW)	2003.07-2009.07	-	Estate Engine M112.917	Joint,Propeller Shaft	512678
E 280 T (170 kW)	2005.06-2006.06	-	Estate Engine M272.943	Joint,Propeller Shaft	512678
E 280 T CDI 4-matic (140 kW)	2005.03-2009.07	-	Estate Engine OM642.921	Joint,Propeller Shaft	512678
E 320 T (165 kW)	2003.03-2009.07	-	Estate Engine M112.949	Joint,Propeller Shaft	512678
E 320 T 4-matic (165 kW)	2003.07-2009.07	-	Estate Engine M112.954	Joint,Propeller Shaft	512678
E 350 T 4-matic (200 kW)	2005.03-2009.07	-	Estate Engine M272.972	Joint,Propeller Shaft	512678
E 500 T 4-matic (225 kW)	2003.10-2009.07	-	Estate Engine M113.969	Joint,Propeller Shaft	512678
E 500 T 4-matic (285 kW)	2006.04-2009.07	-	Estate Engine M273.962	Joint,Propeller Shaft	512678
GLK-CLASS (X204)					
220 CDI 4-matic (125 kW)	2008.12-	-	Closed Off-Road Vehicle Engine OM651.912	Joint,Propeller Shaft	512678
250 CDI 4-matic (150 kW)	2009.09-	-	Closed Off-Road Vehicle Engine OM651.912	Joint,Propeller Shaft	512678
280 4-matic (170 kW)	2008.06-2009.06	-	Closed Off-Road Vehicle Engine M272.948	Joint,Propeller Shaft	512678
300 4-matic (170 kW)	2009.07-2011.04	-	Closed Off-Road Vehicle Engine M272.948	Joint,Propeller Shaft	512678
320 CDI 4-matic (165 kW)	2008.06-	-	Closed Off-Road Vehicle Engine M642.961	Joint,Propeller Shaft	512678
350 4-matic (200 kW)	2008.06-2011.04	-	Closed Off-Road Vehicle Engine M272.971	Joint,Propeller Shaft	512678
KOMBI (S123)					
200 T (80 kW)	1980.11-1985.11	-	Estate Engine M102.920	Center Bearing Support	510477
	1980.11-1985.11	-	Estate Engine M102.920	Center Bearing Support	519457
	1980.11-1985.11	-	Estate Engine M102.920	Joint,Propeller Shaft	510419
	1980.11-1985.11	-	Estate Engine M102.920	Joint,Propeller Shaft	510436
	1980.11-1985.11	Front And Rear	Estate Engine M102.920	Joint,Propeller Shaft Kit	510413S
230 T (80 kW)	1977.09-1980.03	-	Estate Engine M115.954	Center Bearing Support	510477
	1977.09-1980.03	-	Estate Engine M115.954	Center Bearing Support	519457
	1977.09-1980.03	-	Estate Engine M115.954	Joint,Propeller Shaft	510419
	1977.09-1980.03	Front And Rear	Estate Engine M115.954	Joint,Propeller Shaft Kit	510413S
230 TE (100 kW)	1980.04-1985.11	-	Estate Engine M102.980	Center Bearing Support	510477
	1980.04-1985.11	-	Estate Engine M102.980	Center Bearing Support	519457
	1980.04-1985.11	-	Estate Engine M102.980	Joint,Propeller Shaft	510419
	1980.04-1985.11	-	Estate Engine M102.980	Joint,Propeller Shaft	510436
	1980.04-1985.11	Front And Rear	Estate Engine M102.980	Joint,Propeller Shaft Kit	510413S
240 T D (48 kW)	1977.09-1979.02	-	Estate Engine OM616.912	Center Bearing Support	510477
	1977.09-1979.02	-	Estate Engine OM616.912	Center Bearing Support	519457
	1977.09-1979.02	-	Estate Engine OM616.912	Joint,Propeller Shaft	510419
	1977.09-1979.02	-	Estate Engine OM616.912	Joint,Propeller Shaft	510436
	1977.09-1979.02	Front And Rear	Estate Engine OM616.912	Joint,Propeller Shaft Kit	510413S
240 T D (53 kW)	1979.03-1985.12	-	Estate Engine OM616.912	Joint,Propeller Shaft	510436
250 T (103 kW)	1978.05-1982.08	-	Estate Engine M123.921	Center Bearing Support	510477
	1978.05-1982.08	-	Estate Engine M123.921	Center Bearing Support	519457
	1978.05-1982.08	-	Estate Engine M123.921	Joint,Propeller Shaft	510436
	1978.05-1982.08	-	Estate Engine M123.921	Joint,Propeller Shaft	510573
	1978.05-1982.08	Front	Estate Engine M123.921	Joint,Propeller Shaft Kit	510574S
250 T (95 kW)	1978.05-1979.10	-	Estate Engine M123.921	Center Bearing Support	510477
	1978.05-1979.10	-	Estate Engine M123.921	Center Bearing Support	519457
	1978.05-1979.10	-	Estate Engine M123.921	Joint,Propeller Shaft	510436
	1978.05-1979.10	-	Estate Engine M123.921	Joint,Propeller Shaft	510573
	1978.05-1979.10	Front	Estate Engine M123.921	Joint,Propeller Shaft Kit	510574S
280 TE (136 kW)	1977.09-1985.11	-	Estate Engine M110.988	Center Bearing Support	510477
	1977.09-1985.11	-	Estate Engine M110.988	Center Bearing Support	519457
	1977.09-1985.11	-	Estate Engine M110.988	Joint,Propeller Shaft	510436
	1977.09-1985.11	-	Estate Engine M110.988	Joint,Propeller Shaft	510573
	1977.09-1985.11	Front	Estate Engine M110.988	Joint,Propeller Shaft Kit	510574S
300 T D (59 kW)	1977.09-1985.10	-	Estate Engine OM617.912	Center Bearing Support	510477
	1977.09-1985.10	-	Estate Engine OM617.912	Center Bearing Support	519457
	1977.09-1985.10	-	Estate Engine OM617.912	Joint,Propeller Shaft	510419
	1977.09-1985.10	-	Estate Engine OM617.912	Joint,Propeller Shaft	510436
	1977.09-1985.10	Front And Rear	Estate Engine OM617.912	Joint,Propeller Shaft Kit	510413S



	 YEAR	FITTING POSITION	REMARKS	PRODUCT	GSP Ref.
MERCEDES BENZ					
KOMBI (S123)					
300 T D (65 kW)	1979.03-1985.11	-	Estate Engine OM617.912	Joint,Propeller Shaft	510436
300 T Turbo-D (92 kW)	1980.10-1985.11	-	Estate Engine OM617.952	Center Bearing Support	510477
	1980.10-1985.11	-	Estate Engine OM617.952	Center Bearing Support	519457
	1980.10-1985.11	-	Estate Engine OM617.952	Joint,Propeller Shaft	510436
KOMBI (S124)					
200 T (77 kW)	1986.01-1990.05	-	Estate Engine M102.922	Joint,Propeller Shaft	510436
	1986.01-1990.05	-	Estate Engine M102.922	Joint,Propeller Shaft	510458
	1986.01-1990.05	-	Estate Engine M102.922	Joint,Propeller Shaft	510460
	1986.01-1990.05	-	Estate Engine M102.922	Joint,Propeller Shaft	510569
	1986.01-1990.05	-	Estate Engine M102.922	Joint,Propeller Shaft Kit	510459S
	1986.01-1990.05	-	Estate Engine M102.922	Joint,Propeller Shaft Kit	510570S
	1986.01-1990.05	Centre	Estate Engine M102.922	Center Bearing Support	510435
	1986.01-1990.05	Front	Estate Engine M102.922	Joint,Propeller Shaft Kit	510433S
	1986.01-1990.05	Front	Estate Engine M102.922	Joint,Propeller Shaft Kit	510434S
	1986.01-1990.05	Front	Estate Engine M102.922	Joint,Propeller Shaft Kit	518077S
200 T (80 kW)	1985.09-1989.08	-	Estate Engine M102.922	Center Bearing Support	510511
	1985.09-1989.08	-	Estate Engine M102.922	Joint,Propeller Shaft	510436
	1985.09-1989.08	-	Estate Engine M102.922	Joint,Propeller Shaft	510458
	1985.09-1989.08	-	Estate Engine M102.922	Joint,Propeller Shaft	510460
	1985.09-1989.08	-	Estate Engine M102.922	Joint,Propeller Shaft	510469
	1985.09-1989.08	-	Estate Engine M102.922	Joint,Propeller Shaft	510569
	1985.09-1989.08	-	Estate Engine M102.922	Joint,Propeller Shaft Kit	510459S
	1985.09-1989.08	-	Estate Engine M102.922	Joint,Propeller Shaft Kit	510570S
	1985.09-1989.08	Centre	Estate Engine M102.922	Center Bearing Support	510435
	1985.09-1989.08	Centre	Estate Engine M102.922	Center Bearing Support	510435
	1985.09-1989.08	Front	Estate Engine M102.922	Joint,Propeller Shaft Kit	510433S
	1985.09-1989.08	Front	Estate Engine M102.922	Joint,Propeller Shaft Kit	510434S
	1985.09-1989.08	Front	Estate Engine M102.922	Joint,Propeller Shaft Kit	518077S
200 T D (55 kW)	1988.09-1991.08	-	Estate Engine OM601.912	Center Bearing Support	510511
	1988.09-1991.08	-	Estate Engine OM601.912	Joint,Propeller Shaft	510436
	1988.09-1991.08	-	Estate Engine OM601.912	Joint,Propeller Shaft	510458
	1988.09-1991.08	-	Estate Engine OM601.912	Joint,Propeller Shaft	510460
	1988.09-1991.08	-	Estate Engine OM601.912	Joint,Propeller Shaft	510463
	1988.09-1991.08	-	Estate Engine OM601.912	Joint,Propeller Shaft	510469
	1988.09-1991.08	-	Estate Engine OM601.912	Joint,Propeller Shaft Kit	510459S
	1988.09-1991.08	-	Estate Engine OM601.912	Joint,Propeller Shaft Kit	510570S
	1988.09-1991.08	Centre	Estate Engine OM601.912	Center Bearing Support	510435
	1988.09-1991.08	Centre	Estate Engine OM601.912	Center Bearing Support	510435
	1988.09-1991.08	Front	Estate Engine OM601.912	Joint,Propeller Shaft Kit	510433S
	1988.09-1991.08	Front	Estate Engine OM601.912	Joint,Propeller Shaft Kit	510434S
	1988.09-1991.08	Front	Estate Engine OM601.912	Joint,Propeller Shaft Kit	518077S
200 TE (100 kW)	1986.05-1993.06	-	Estate Engine M111.940	Center Bearing Support	510511
	1986.05-1993.06	-	Estate Engine M111.940	Joint,Propeller Shaft	510436
	1986.05-1993.06	-	Estate Engine M111.940	Joint,Propeller Shaft	510469
	1986.05-1993.06	-	Estate Engine M111.940	Joint,Propeller Shaft	510569
	1986.05-1993.06	-	Estate Engine M111.940	Joint,Propeller Shaft Kit	510570S
	1986.05-1993.06	Centre	Estate Engine M111.940	Center Bearing Support	510435
	1986.05-1993.06	Centre	Estate Engine M111.940	Center Bearing Support	510435
	1986.05-1993.06	Front	Estate Engine M111.940	Joint,Propeller Shaft Kit	510434S
200 TE (87 kW)	1988.09-1992.08	-	Estate Engine M102.963	Joint,Propeller Shaft	510436
	1988.09-1992.08	-	Estate Engine M102.963	Joint,Propeller Shaft	510458
	1988.09-1992.08	-	Estate Engine M102.963	Joint,Propeller Shaft	510460
	1988.09-1992.08	-	Estate Engine M102.963	Joint,Propeller Shaft	510569
	1988.09-1992.08	-	Estate Engine M102.963	Joint,Propeller Shaft Kit	510459S
	1988.09-1992.08	-	Estate Engine M102.963	Joint,Propeller Shaft Kit	510570S
	1988.09-1992.08	Front	Estate Engine M102.963	Joint,Propeller Shaft Kit	510433S



	 YEAR	FITTING POSITON	REMARKS	PRODUCT	GSP Ref.	
MERCEDES BENZ						
KOMBI (S124)						
200 TE (87 kW)	1988.09-1992.08	Front	Estate Engine M102.963	Joint,Propeller Shaft Kit	510434S	
	1988.09-1992.08	Front	Estate Engine M102.963	Joint,Propeller Shaft Kit	518077S	
200 TE (90 kW)	1988.09-1989.12	-	Estate Engine M102.962	Center Bearing Support	510511	
	1988.09-1989.12	-	Estate Engine M102.962	Joint,Propeller Shaft	510436	
	1988.09-1989.12	-	Estate Engine M102.962	Joint,Propeller Shaft	510458	
	1988.09-1989.12	-	Estate Engine M102.962	Joint,Propeller Shaft	510460	
	1988.09-1989.12	-	Estate Engine M102.962	Joint,Propeller Shaft	510469	
	1988.09-1989.12	-	Estate Engine M102.962	Joint,Propeller Shaft	510569	
	1988.09-1989.12	-	Estate Engine M102.962	Joint,Propeller Shaft Kit	510459S	
	1988.09-1989.12	-	Estate Engine M102.962	Joint,Propeller Shaft Kit	510570S	
	1988.09-1989.12	Centre	Estate Engine M102.962	Center Bearing Support	510435	
	1988.09-1989.12	Centre	Estate Engine M102.962	Center Bearing Support	510435	
	1988.09-1989.12	Front	Estate Engine M102.962	Joint,Propeller Shaft Kit	510433S	
	1988.09-1989.12	Front	Estate Engine M102.962	Joint,Propeller Shaft Kit	510434S	
200TD(53kW)	1985.09-1991.08	-	Estate Engine OM601.912	Joint,Propeller Shaft	510436	
	1985.09-1991.08	-	Estate Engine OM601.912	Joint,Propeller Shaft	510458	
	1985.09-1991.08	-	Estate Engine OM601.912	Joint,Propeller Shaft	510460	
	1985.09-1991.08	-	Estate Engine OM601.912	Joint,Propeller Shaft	510569	
	1985.09-1991.08	-	Estate Engine OM601.912	Joint,Propeller Shaft Kit	510459S	
	1985.09-1991.08	-	Estate Engine OM601.912	Joint,Propeller Shaft Kit	510570S	
	1985.09-1991.08	Centre	Estate Engine OM601.912	Center Bearing Support	510435	
	1985.09-1991.08	Front	Estate Engine OM601.912	Joint,Propeller Shaft Kit	510433S	
	1985.09-1991.08	Front	Estate Engine OM601.912	Joint,Propeller Shaft Kit	510434S	
	1985.09-1991.08	Front	Estate Engine OM601.912	Joint,Propeller Shaft Kit	518077S	
	220 TE (110 kW)	1992.10-1993.05	-	Estate Engine M111.960	Center Bearing Support	510511
		1992.10-1993.05	-	Estate Engine M111.960	Joint,Propeller Shaft	510436
1992.10-1993.05		-	Estate Engine M111.960	Joint,Propeller Shaft	510569	
1992.10-1993.05		-	Estate Engine M111.960	Joint,Propeller Shaft Kit	510570S	
1992.10-1993.05		Centre	Estate Engine M111.960	Center Bearing Support	510435	
1992.10-1993.05		Front	Estate Engine M111.960	Joint,Propeller Shaft Kit	510434S	
230 TE (100 kW)	1985.09-1992.08	-	Estate Engine M102.982	Center Bearing Support	510511	
	1985.09-1992.08	-	Estate Engine M102.982	Joint,Propeller Shaft	510436	
	1985.09-1992.08	-	Estate Engine M102.982	Joint,Propeller Shaft	510569	
	1985.09-1992.08	-	Estate Engine M102.982	Joint,Propeller Shaft Kit	510570S	
	1985.09-1992.08	Centre	Estate Engine M102.982	Center Bearing Support	510435	
	1985.09-1992.08	Centre	Estate Engine M102.982	Center Bearing Support	510435	
	1985.09-1992.08	Front	Estate Engine M102.982	Joint,Propeller Shaft Kit	510434S	
230 TE (97 kW)	1985.09-1992.08	-	Estate Engine M102.982	Joint,Propeller Shaft	510569	
	1985.09-1992.08	-	Estate Engine M102.982	Joint,Propeller Shaft Kit	510570S	
230 TE CAT (97 kW)	1989.06-1992.08	-	Estate Engine M102.982	Joint,Propeller Shaft	510436	
	1989.06-1992.08	-	Estate Engine M102.982	Joint,Propeller Shaft	510569	
	1989.06-1992.08	-	Estate Engine M102.982	Joint,Propeller Shaft Kit	510570S	
	1989.06-1992.08	Centre	Estate Engine M102.982	Center Bearing Support	510435	
250 T D (66 kW)	1985.09-1993.06	-	Estate Engine OM602.912	Joint,Propeller Shaft	510436	
	1985.09-1993.06	-	Estate Engine OM602.912	Joint,Propeller Shaft	510458	
	1985.09-1993.06	-	Estate Engine OM602.912	Joint,Propeller Shaft	510460	
	1985.09-1993.06	-	Estate Engine OM602.912	Joint,Propeller Shaft	510463	
	1985.09-1993.06	-	Estate Engine OM602.912	Joint,Propeller Shaft	510569	
	1985.09-1993.06	-	Estate Engine OM602.912	Joint,Propeller Shaft Kit	510459S	
	1985.09-1993.06	-	Estate Engine OM602.912	Joint,Propeller Shaft Kit	510570S	
	1985.09-1993.06	Centre	Estate Engine OM602.912	Center Bearing Support	510435	
	1985.09-1993.06	Front	Estate Engine OM602.912	Joint,Propeller Shaft Kit	510433S	
	1985.09-1993.06	Front	Estate Engine OM602.912	Joint,Propeller Shaft Kit	510434S	
	1985.09-1993.06	Front	Estate Engine OM602.912	Joint,Propeller Shaft Kit	518077S	
	250 T D (69 kW)	1989.01-1993.06	-	Estate Engine OM602.912	Center Bearing Support	510511



	 YEAR	FITTING POSITION	REMARKS	PRODUCT	GSP Ref.
MERCEDES BENZ					
KOMBI (S124)					
250 T D (69 kW)	1989.01-1993.06	-	Estate Engine OM602.912	Joint,Propeller Shaft	510436
	1989.01-1993.06	-	Estate Engine OM602.912	Joint,Propeller Shaft	510458
	1989.01-1993.06	-	Estate Engine OM602.912	Joint,Propeller Shaft	510460
	1989.01-1993.06	-	Estate Engine OM602.912	Joint,Propeller Shaft	510463
	1989.01-1993.06	-	Estate Engine OM602.912	Joint,Propeller Shaft	510569
	1989.01-1993.06	-	Estate Engine OM602.912	Joint,Propeller Shaft Kit	510459S
	1989.01-1993.06	-	Estate Engine OM602.912	Joint,Propeller Shaft Kit	510570S
	1989.01-1993.06	Centre	Estate Engine OM602.912	Center Bearing Support	510435
	1989.01-1993.06	Front	Estate Engine OM602.912	Joint,Propeller Shaft Kit	510433S
	1989.01-1993.06	Front	Estate Engine OM602.912	Joint,Propeller Shaft Kit	510434S
250TD Turbo(93kW)	1989.01-1993.06	Front	Estate Engine OM602.912	Joint,Propeller Shaft Kit	518077S
	1988.03-1993.07	-	Estate Engine OM602.962	Center Bearing Support	511574
	1988.03-1993.07	-	Estate Engine OM602.962	Joint,Propeller Shaft	510436
	1988.03-1993.07	-	Estate Engine OM602.962	Joint,Propeller Shaft	510463
	1988.03-1993.07	-	Estate Engine OM602.962	Joint,Propeller Shaft	510569
	1988.03-1993.07	-	Estate Engine OM602.962	Joint,Propeller Shaft Kit	510570S
280 TE (145 kW)	1988.03-1993.07	Front	Estate Engine OM602.962	Joint,Propeller Shaft Kit	510434S
	1992.10-1993.06	-	Estate Engine M104.942	Center Bearing Support	511574
	1992.10-1993.06	-	Estate Engine M104.942	Joint,Propeller Shaft	510571
300 T D (80 kW)	1992.10-1993.06	-	Estate Engine M104.942	Joint,Propeller Shaft Kit	510580S
	1986.09-1993.06	-	Estate Engine OM603.912	Joint,Propeller Shaft	510436
	1986.09-1993.06	-	Estate Engine OM603.912	Joint,Propeller Shaft	510463
300 T D (83 kW)	1986.09-1993.06	Front	Estate Engine OM603.912	Joint,Propeller Shaft Kit	510434S
	1989.01-1993.06	-	Estate Engine OM603.912	Center Bearing Support	511574
	1989.01-1993.06	-	Estate Engine OM603.912	Joint,Propeller Shaft	510436
	1989.01-1993.06	-	Estate Engine OM603.912	Joint,Propeller Shaft	510463
	1989.01-1993.06	-	Estate Engine OM603.912	Joint,Propeller Shaft	510569
	1989.01-1993.06	-	Estate Engine OM603.912	Joint,Propeller Shaft Kit	510570S
300 T Turbo-D (108 kW)	1989.01-1993.06	Front	Estate Engine OM603.912	Joint,Propeller Shaft Kit	510434S
	1989.01-1993.06	-	Estate Engine OM603.960	Center Bearing Support	511574
	1989.01-1993.06	-	Estate Engine OM603.960	Joint,Propeller Shaft	510463
	1989.01-1993.06	-	Estate Engine OM603.960	Joint,Propeller Shaft Kit	510576S
300 T Turbo-D 4-matic (108 kW)	1989.01-1993.06	Front And Rear	Estate Engine OM603.960	Joint,Propeller Shaft	510575
	1989.01-1993.06	-	Estate Engine OM603.960	Center Bearing Support	511574
	1989.01-1993.06	-	Estate Engine OM603.960	Joint,Propeller Shaft	510460
	1989.01-1993.06	-	Estate Engine OM603.960	Joint,Propeller Shaft Kit	510459S
300 TE (132 kW)	1989.01-1993.06	Front And Rear	Estate Engine OM603.960	Joint,Propeller Shaft	510576S
	1989.01-1993.06	-	Estate Engine OM603.960	Joint,Propeller Shaft	510575
	1989.01-1993.06	-	Estate Engine OM603.960	Joint,Propeller Shaft	510460
	1989.01-1993.06	-	Estate Engine OM603.960	Joint,Propeller Shaft Kit	510459S
	1989.01-1993.06	-	Estate Engine OM603.960	Joint,Propeller Shaft	510576S
	1989.01-1993.06	-	Estate Engine OM603.960	Joint,Propeller Shaft	510575
300 TE (138 kW)	1986.01-1992.08	-	Estate Engine M103.983	Center Bearing Support	511574
	1986.01-1992.08	-	Estate Engine M103.983	Joint,Propeller Shaft	510436
	1986.01-1992.08	-	Estate Engine M103.983	Joint,Propeller Shaft	510569
	1986.01-1992.08	-	Estate Engine M103.983	Joint,Propeller Shaft	510571
	1986.01-1992.08	-	Estate Engine M103.983	Joint,Propeller Shaft	510570S
	1986.01-1992.08	-	Estate Engine M103.983	Joint,Propeller Shaft Kit	510570S
300 TE (138 kW)	1986.01-1992.08	Front	Estate Engine M103.983	Joint,Propeller Shaft Kit	510434S
	1986.01-1992.08	Front	Estate Engine M103.983	Joint,Propeller Shaft Kit	510572S
	1986.01-1989.12	-	Estate Engine M103.983	Center Bearing Support	511574
	1986.01-1989.12	-	Estate Engine M103.983	Joint,Propeller Shaft	510436
	1986.01-1989.12	-	Estate Engine M103.983	Joint,Propeller Shaft	510569
300 TE 4-matic (132 kW)	1986.01-1989.12	-	Estate Engine M103.983	Joint,Propeller Shaft	510570S
	1986.01-1989.12	Front	Estate Engine M103.983	Joint,Propeller Shaft Kit	510434S
	1986.09-1993.06	-	Estate Engine M103.985	Center Bearing Support	511574
	1986.09-1993.06	-	Estate Engine M103.985	Joint,Propeller Shaft	510436
	1986.09-1993.06	-	Estate Engine M103.985	Joint,Propeller Shaft	510460
	1986.09-1993.06	-	Estate Engine M103.985	Joint,Propeller Shaft	510569
300 TE-24 (162 kW)	1986.09-1993.06	-	Estate Engine M103.985	Joint,Propeller Shaft	510569
	1986.09-1993.06	-	Estate Engine M103.985	Joint,Propeller Shaft Kit	510459S
	1986.09-1993.06	-	Estate Engine M103.985	Joint,Propeller Shaft Kit	510570S
	1986.09-1993.06	Front	Estate Engine M103.985	Joint,Propeller Shaft Kit	510570S
300 TE-24 (162 kW)	1989.09-1992.08	-	Estate Engine M104.980	Center Bearing Support	511574



	 YEAR	FITTING POSITON	REMARKS	PRODUCT	GSP Ref.
MERCEDES BENZ					
KOMBI (S124)					
300 TE-24 (162 kW)	1989.09-1992.08	-	Estate Engine M104.980	Joint,Propeller Shaft Kit	510580S
300TTurbo-D(105kW)	1986.09-1989.01	-	Estate Engine OM603.963/OM603.960	Joint,Propeller Shaft Kit	510576S
	1986.09-1989.01	Front And Rear	Estate Engine OM603.963/OM603.960	Joint,Propeller Shaft	510575
300TTurbo-D4-matic(105kW)	1986.09-1989.01	-	Estate Engine OM603.963	Joint,Propeller Shaft Kit	510576S
	1986.09-1989.01	Front And Rear	Estate Engine OM603.963	Joint,Propeller Shaft	510575
320 TE (162 kW)	1992.10-1993.06	-	Estate Engine M104.992	Center Bearing Support	511574
M-CLASS (W163)					
ML230(110kW)	1998.02-2005.06	-	Closed Off-Road Vehicle Engine M111.977	Center Bearing Support Kit	511573S
ML270CDi(120kW)	1999.12-2005.06	-	Closed Off-Road Vehicle Engine OM612.963	Center Bearing Support Kit	511573S
ML320(160kW)	1998.02-2002.08	-	Closed Off-Road Vehicle Engine M112.942	Center Bearing Support Kit	511573S
ML350(173kW)	2003.02-2005.06	-	Closed Off-Road Vehicle Engine M112.970	Center Bearing Support Kit	511573S
ML350(180kW)	2002.08-2005.06	-	Closed Off-Road Vehicle Engine M112.970	Center Bearing Support Kit	511573S
ML400CDi(184kW)	2001.09-2005.06	-	Closed Off-Road Vehicle Engine OM628.963	Center Bearing Support Kit	511573S
ML430(200kW)	1998.02-2005.06	-	Closed Off-Road Vehicle Engine M113.942	Center Bearing Support Kit	511573S
ML500(215kW)	2001.09-2005.06	-	Closed Off-Road Vehicle Engine M113.964/M113.965	Center Bearing Support Kit	511573S
ML55AMG(255kW)	2000.02-2005.06	-	Closed Off-Road Vehicle Engine M113.981	Center Bearing Support Kit	511573S
SALOON (W123)					
200 (62 kW)	1976.02-1980.08	-	Saloon Engine M115.938/M115.939	Center Bearing Support	510477
	1976.02-1980.08	-	Saloon Engine M115.938/M115.939	Center Bearing Support	519457
	1976.02-1980.08	-	Saloon Engine M115.938/M115.939	Joint,Propeller Shaft	510419
	1976.02-1980.08	Front And Rear	Saloon Engine M115.938/M115.939	Joint,Propeller Shaft Kit	510413S
200 (69 kW)	1976.02-1980.08	-	Saloon Engine M115.938	Center Bearing Support	510477
	1976.02-1980.08	-	Saloon Engine M115.938	Center Bearing Support	519457
	1976.02-1980.08	-	Saloon Engine M115.938	Joint,Propeller Shaft	510419
	1976.02-1980.08	Front And Rear	Saloon Engine M115.938	Joint,Propeller Shaft Kit	510413S
200 (80 kW)	1980.06-1985.11	-	Saloon Engine M102.920	Center Bearing Support	510477
	1980.06-1985.11	-	Saloon Engine M102.920	Center Bearing Support	519457
	1980.06-1985.11	-	Saloon Engine M102.920	Joint,Propeller Shaft	510419
	1980.06-1985.11	-	Saloon Engine M102.920	Joint,Propeller Shaft	510436
	1980.06-1985.11	Front And Rear	Saloon Engine M102.920	Joint,Propeller Shaft Kit	510413S
200 D (40 kW)	1976.07-1979.02	-	Saloon Engine OM615.940	Center Bearing Support	510477
	1976.07-1979.02	-	Saloon Engine OM615.940	Center Bearing Support	519457
	1976.07-1979.02	-	Saloon Engine OM615.940	Joint,Propeller Shaft	510419
	1976.07-1979.02	-	Saloon Engine OM615.940	Joint,Propeller Shaft	510436
	1976.07-1979.02	Front And Rear	Saloon Engine OM615.940	Joint,Propeller Shaft Kit	510413S
200 D (44 kW)	1979.03-1985.11	-	Saloon Engine OM615.940	Joint,Propeller Shaft	510436
220 D (44 kW)	1976.01-1979.02	-	Saloon Engine OM615.941	Joint,Propeller Shaft	510436
	1976.01-1979.02	Front	Saloon Engine OM615.941	Joint,Propeller Shaft Kit	510434S
220 D (49 kW)	1977.01-1979.03	-	Saloon Engine OM615.941	Center Bearing Support	510477
	1977.01-1979.03	-	Saloon Engine OM615.941	Center Bearing Support	519457
	1977.01-1979.03	-	Saloon Engine OM615.941	Joint,Propeller Shaft	510419
	1977.01-1979.03	-	Saloon Engine OM615.941	Joint,Propeller Shaft	510436
	1977.01-1979.03	Front	Saloon Engine OM615.941	Joint,Propeller Shaft Kit	510434S
230 (80 kW)	1977.01-1979.03	Front And Rear	Saloon Engine OM615.941	Joint,Propeller Shaft Kit	510413S
	1976.02-1981.03	-	Saloon Engine M115.954	Center Bearing Support	510477
	1976.02-1981.03	-	Saloon Engine M115.954	Center Bearing Support	519457
	1976.02-1981.03	-	Saloon Engine M115.954	Joint,Propeller Shaft	510419
	1976.02-1981.03	Front And Rear	Saloon Engine M115.954	Joint,Propeller Shaft Kit	510413S
230 E (100 kW)	1980.04-1985.12	-	Saloon Engine M102.980	Center Bearing Support	510477
	1980.04-1985.12	-	Saloon Engine M102.980	Center Bearing Support	519457
	1980.04-1985.12	-	Saloon Engine M102.980	Joint,Propeller Shaft	510419
	1980.04-1985.12	-	Saloon Engine M102.980	Joint,Propeller Shaft	510436
	1980.04-1985.12	Front And Rear	Saloon Engine M102.980	Joint,Propeller Shaft Kit	510413S
240 D (48 kW)	1976.02-1979.02	-	Saloon Engine OM616.912	Center Bearing Support	510477
	1976.02-1979.02	-	Saloon Engine OM616.912	Center Bearing Support	519457
	1976.02-1979.02	-	Saloon Engine OM616.912	Joint,Propeller Shaft	510419
	1976.02-1979.02	-	Saloon Engine OM616.912	Joint,Propeller Shaft	510436



	 YEAR	FITTING POSITON	REMARKS	PRODUCT	GSP Ref.
MERCEDES BENZ					
SALOON (W123)					
240 D (48 kW)	1976.02-1979.02	Front And Rear	Saloon Engine OM616.912	Joint,Propeller Shaft Kit	510413S
240 D (53 kW)	1979.03-1985.11	-	Saloon Engine OM616.912	Center Bearing Support	510477
	1979.03-1985.11	-	Saloon Engine OM616.912	Center Bearing Support	519457
	1979.03-1985.11	-	Saloon Engine OM616.912	Joint,Propeller Shaft	510419
	1979.03-1985.11	-	Saloon Engine OM616.912	Joint,Propeller Shaft	510436
	1979.03-1985.11	Front And Rear	Saloon Engine OM616.912	Joint,Propeller Shaft Kit	510413S
	1979.10-1985.07	-	Saloon Engine M123.921	Center Bearing Support	510477
250 (103 kW)	1979.10-1985.07	-	Saloon Engine M123.921	Center Bearing Support	519457
	1979.10-1985.07	-	Saloon Engine M123.921	Joint,Propeller Shaft	510419
	1979.10-1985.07	-	Saloon Engine M123.921	Joint,Propeller Shaft	510436
	1979.10-1985.07	-	Saloon Engine M123.921	Joint,Propeller Shaft	510573
	1979.10-1985.07	Front	Saloon Engine M123.921	Joint,Propeller Shaft Kit	510574S
	1979.10-1985.07	Front And Rear	Saloon Engine M123.921	Joint,Propeller Shaft Kit	510413S
250 (95 kW)	1976.02-1979.10	-	Saloon Engine M123.921	Center Bearing Support	510477
	1976.02-1979.10	-	Saloon Engine M123.921	Center Bearing Support	519457
	1976.02-1979.10	-	Saloon Engine M123.921	Joint,Propeller Shaft	510419
	1976.02-1979.10	-	Saloon Engine M123.921	Joint,Propeller Shaft	510436
	1976.02-1979.10	-	Saloon Engine M123.921	Joint,Propeller Shaft	510573
	1976.02-1979.10	Front	Saloon Engine M123.921	Joint,Propeller Shaft Kit	510574S
	1976.02-1979.10	Front And Rear	Saloon Engine M123.921	Joint,Propeller Shaft Kit	510413S
	1976.02-1981.08	-	Saloon Engine M110.923	Center Bearing Support	510477
	1976.02-1981.08	-	Saloon Engine M110.923	Center Bearing Support	519457
	1976.02-1981.08	-	Saloon Engine M110.923	Joint,Propeller Shaft	510419
280 (115 kW)	1976.02-1981.08	-	Saloon Engine M110.923	Joint,Propeller Shaft	510573
	1976.02-1981.08	Front	Saloon Engine M110.923	Joint,Propeller Shaft Kit	510574S
	1976.02-1981.08	Front And Rear	Saloon Engine M110.923	Joint,Propeller Shaft Kit	510413S
	1976.02-1985.11	-	Saloon Engine M110.984/M110.988	Center Bearing Support	510477
	1976.02-1985.11	-	Saloon Engine M110.984/M110.988	Center Bearing Support	519457
	1976.02-1985.11	-	Saloon Engine M110.984/M110.988	Joint,Propeller Shaft	510419
280 E (136 kW)	1976.02-1985.11	-	Saloon Engine M110.984/M110.988	Joint,Propeller Shaft	510436
	1976.02-1985.11	-	Saloon Engine M110.984/M110.988	Joint,Propeller Shaft	510573
	1976.02-1985.11	Front	Saloon Engine M110.984/M110.988	Joint,Propeller Shaft Kit	510574S
	1976.02-1985.11	Front And Rear	Saloon Engine M110.984/M110.988	Joint,Propeller Shaft Kit	510413S
	1976.02-1980.07	-	Saloon Engine OM617.912	Center Bearing Support	510477
	1976.02-1980.07	-	Saloon Engine OM617.912	Center Bearing Support	519457
300 D (59 kW)	1976.02-1980.07	-	Saloon Engine OM617.912	Joint,Propeller Shaft	510436
	1979.03-1985.11	-	Saloon Engine OM617.912	Center Bearing Support	510477
	1979.03-1985.11	-	Saloon Engine OM617.912	Center Bearing Support	519457
300 D (65 kW)	1979.03-1985.11	-	Saloon Engine OM617.912	Center Bearing Support	519457
	1979.03-1985.11	-	Saloon Engine OM617.912	Joint,Propeller Shaft	510419
	1979.03-1985.11	-	Saloon Engine OM617.912	Joint,Propeller Shaft	510436
	1979.03-1985.11	Front And Rear	Saloon Engine OM617.912	Joint,Propeller Shaft Kit	510413S
SALOON (W124)					
200 (75 kW)	1986.01-1990.05	-	Saloon Engine M102.922	Joint,Propeller Shaft	510460
	1986.01-1990.05	-	Saloon Engine M102.922	Joint,Propeller Shaft	510569
	1986.01-1990.05	-	Saloon Engine M102.922	Joint,Propeller Shaft Kit	510459S
	1986.01-1990.05	-	Saloon Engine M102.922	Joint,Propeller Shaft Kit	510570S
	1986.01-1990.05	Centre	Saloon Engine M102.922	Center Bearing Support	510435
200 (77 kW)	1986.01-1990.05	-	Saloon Engine M102.922	Joint,Propeller Shaft	510460
	1986.01-1990.05	-	Saloon Engine M102.922	Joint,Propeller Shaft	510569
	1986.01-1990.05	-	Saloon Engine M102.922	Joint,Propeller Shaft Kit	510459S
	1986.01-1990.05	-	Saloon Engine M102.922	Joint,Propeller Shaft Kit	510570S
200 (80 kW)	1985.12-1990.05	-	Saloon Engine M102.922	Center Bearing Support	510511
	1985.12-1990.05	-	Saloon Engine M102.922	Joint,Propeller Shaft	510460
	1985.12-1990.05	-	Saloon Engine M102.922	Joint,Propeller Shaft	510469
	1985.12-1990.05	-	Saloon Engine M102.922	Joint,Propeller Shaft	510569
	1985.12-1990.05	-	Saloon Engine M102.922	Joint,Propeller Shaft Kit	510459S
	1985.12-1990.05	-	Saloon Engine M102.922	Joint,Propeller Shaft Kit	510570S



	 YEAR	FITTING POSITON	REMARKS	PRODUCT	GSP Ref.
MERCEDES BENZ					
SALOON (W124)					
200 (80 kW)	1985.12-1990.05	Centre	Saloon Engine M102.922	Center Bearing Support	510435
	1985.12-1990.05	Centre	Saloon Engine M102.922	Center Bearing Support	510435
200 D (53 kW)	1984.12-1989.08	-	Saloon Engine OM601.912	Joint,Propeller Shaft	510436
	1984.12-1989.08	-	Saloon Engine OM601.912	Joint,Propeller Shaft	510458
	1984.12-1989.08	-	Saloon Engine OM601.912	Joint,Propeller Shaft	510460
	1984.12-1989.08	-	Saloon Engine OM601.912	Joint,Propeller Shaft	510463
	1984.12-1989.08	-	Saloon Engine OM601.912	Joint,Propeller Shaft	510569
	1984.12-1989.08	-	Saloon Engine OM601.912	Joint,Propeller Shaft	510599S
	1984.12-1989.08	-	Saloon Engine OM601.912	Joint,Propeller Shaft Kit	510570S
	1984.12-1989.08	Centre	Saloon Engine OM601.912	Center Bearing Support	510435
	1984.12-1989.08	Front	Saloon Engine OM601.912	Joint,Propeller Shaft Kit	510433S
	1984.12-1989.08	Front	Saloon Engine OM601.912	Joint,Propeller Shaft Kit	510434S
200 D (55 kW)	1984.12-1989.08	Front	Saloon Engine OM601.912	Joint,Propeller Shaft Kit	518077S
	1989.08-1993.06	-	Saloon Engine OM601.912	Center Bearing Support	510511
	1989.08-1993.06	-	Saloon Engine OM601.912	Joint,Propeller Shaft	510436
	1989.08-1993.06	-	Saloon Engine OM601.912	Joint,Propeller Shaft	510458
	1989.08-1993.06	-	Saloon Engine OM601.912	Joint,Propeller Shaft	510460
	1989.08-1993.06	-	Saloon Engine OM601.912	Joint,Propeller Shaft	510463
	1989.08-1993.06	-	Saloon Engine OM601.912	Joint,Propeller Shaft	510469
	1989.08-1993.06	-	Saloon Engine OM601.912	Joint,Propeller Shaft	510569
	1989.08-1993.06	-	Saloon Engine OM601.912	Joint,Propeller Shaft Kit	510459S
	1989.08-1993.06	-	Saloon Engine OM601.912	Joint,Propeller Shaft Kit	510570S
200 E (100 kW)	1989.08-1993.06	Centre	Saloon Engine OM601.912	Center Bearing Support	510435
	1989.08-1993.06	Front	Saloon Engine OM601.912	Joint,Propeller Shaft Kit	510433S
	1989.08-1993.06	Front	Saloon Engine OM601.912	Joint,Propeller Shaft Kit	510434S
	1989.08-1993.06	Front	Saloon Engine OM601.912	Joint,Propeller Shaft Kit	518077S
	1989.08-1993.06	Front	Saloon Engine OM601.912	Joint,Propeller Shaft Kit	518077S
200 E (87 kW)	1992.10-1993.06	-	Saloon Engine M111.940	Center Bearing Support	510511
	1992.10-1993.06	-	Saloon Engine M111.940	Joint,Propeller Shaft	510469
	1992.10-1993.06	-	Saloon Engine M111.940	Joint,Propeller Shaft	510569
	1992.10-1993.06	-	Saloon Engine M111.940	Joint,Propeller Shaft Kit	510570S
	1992.10-1993.06	Centre	Saloon Engine M111.940	Center Bearing Support	510435
	1992.10-1993.06	Centre	Saloon Engine M111.940	Center Bearing Support	510435
200 E (90 kW)	1988.09-1992.08	-	Saloon Engine M102.963	Joint,Propeller Shaft	510436
	1988.09-1992.08	-	Saloon Engine M102.963	Joint,Propeller Shaft	510460
	1988.09-1992.08	-	Saloon Engine M102.963	Joint,Propeller Shaft	510569
	1988.09-1992.08	-	Saloon Engine M102.963	Joint,Propeller Shaft Kit	510459S
	1988.09-1992.08	-	Saloon Engine M102.963	Joint,Propeller Shaft Kit	510570S
	1988.09-1992.08	Centre	Saloon Engine M102.963	Center Bearing Support	510435
	1988.09-1992.08	Front	Saloon Engine M102.963	Joint,Propeller Shaft Kit	510433S
	1988.09-1992.08	Front	Saloon Engine M102.963	Joint,Propeller Shaft Kit	510434S
200 E (90 kW)	1988.09-1992.08	Front	Saloon Engine M102.963	Joint,Propeller Shaft Kit	510434S
	1988.09-1989.12	-	Saloon Engine M102.963	Center Bearing Support	510511
	1988.09-1989.12	-	Saloon Engine M102.963	Joint,Propeller Shaft	510436
	1988.09-1989.12	-	Saloon Engine M102.963	Joint,Propeller Shaft	510460
	1988.09-1989.12	-	Saloon Engine M102.963	Joint,Propeller Shaft	510469
	1988.09-1989.12	-	Saloon Engine M102.963	Joint,Propeller Shaft	510569
	1988.09-1989.12	-	Saloon Engine M102.963	Joint,Propeller Shaft Kit	510459S
	1988.09-1989.12	-	Saloon Engine M102.963	Joint,Propeller Shaft Kit	510570S
	1988.09-1989.12	Centre	Saloon Engine M102.963	Center Bearing Support	510435
	1988.09-1989.12	Centre	Saloon Engine M102.963	Center Bearing Support	510435
220 E (110 kW)	1988.09-1989.12	Front	Saloon Engine M102.963	Joint,Propeller Shaft Kit	510433S
	1988.09-1989.12	Front	Saloon Engine M102.963	Joint,Propeller Shaft Kit	510434S
	1992.10-1993.06	-	Saloon Engine M111.960	Center Bearing Support	510511
	1992.10-1993.06	-	Saloon Engine M111.960	Joint,Propeller Shaft	510436
	1992.10-1993.06	-	Saloon Engine M111.960	Joint,Propeller Shaft	510569
	1992.10-1993.06	-	Saloon Engine M111.960	Joint,Propeller Shaft Kit	510570S
220 E (110 kW)	1992.10-1993.06	Centre	Saloon Engine M111.960	Center Bearing Support	510435
	1992.10-1993.06	Front	Saloon Engine M111.960	Joint,Propeller Shaft Kit	510434S



	 YEAR	FITTING POSITON	REMARKS	PRODUCT	GSP Ref.
MERCEDES BENZ					
SALOON (W124)					
230 E (100 kW)	1985.01-1993.06	-	Saloon Engine M102.982	Center Bearing Support	510511
	1985.01-1993.06	-	Saloon Engine M102.982	Joint,Propeller Shaft	510436
	1985.01-1993.06	-	Saloon Engine M102.982	Joint,Propeller Shaft	510569
	1985.01-1993.06	-	Saloon Engine M102.982	Joint,Propeller Shaft Kit	510570S
	1985.01-1993.06	Centre	Saloon Engine M102.982	Center Bearing Support	510435
	1985.01-1993.06	Centre	Saloon Engine M102.982	Center Bearing Support	510435
	1985.01-1993.06	Front	Saloon Engine M102.982	Joint,Propeller Shaft Kit	510434S
230 E (97 kW)	1984.12-1992.03	-	Saloon Engine M102.982	Joint,Propeller Shaft	510436
	1984.12-1992.03	-	Saloon Engine M102.982	Joint,Propeller Shaft	510569
	1984.12-1992.03	-	Saloon Engine M102.982	Joint,Propeller Shaft Kit	510570S
	1984.12-1992.03	Centre	Saloon Engine M102.982	Center Bearing Support	510435
	1984.12-1992.03	Front	Saloon Engine M102.982	Joint,Propeller Shaft Kit	510434S
	1989.06-1993.06	-	Saloon Engine M102.982	Joint,Propeller Shaft	510436
	1989.06-1993.06	-	Saloon Engine M102.982	Joint,Propeller Shaft	510569
	1989.06-1993.06	-	Saloon Engine M102.982	Joint,Propeller Shaft Kit	510570S
	1989.06-1993.06	Front	Saloon Engine M102.982	Joint,Propeller Shaft Kit	510434S
250 D (66 kW)	1985.04-1993.06	-	Saloon Engine OM602.912	Joint,Propeller Shaft	510458
	1985.04-1993.06	-	Saloon Engine OM602.912	Joint,Propeller Shaft	510460
	1985.04-1993.06	-	Saloon Engine OM602.912	Joint,Propeller Shaft	510463
	1985.04-1993.06	-	Saloon Engine OM602.912	Joint,Propeller Shaft	510569
	1985.04-1993.06	-	Saloon Engine OM602.912	Joint,Propeller Shaft Kit	510459S
	1985.04-1993.06	-	Saloon Engine OM602.912	Joint,Propeller Shaft Kit	510570S
	1985.04-1993.06	Centre	Saloon Engine OM602.912	Center Bearing Support	510435
	1985.04-1993.06	Front	Saloon Engine OM602.912	Joint,Propeller Shaft Kit	510433S
	1985.04-1993.06	Front	Saloon Engine OM602.912	Joint,Propeller Shaft Kit	510434S
	1985.04-1993.06	Front	Saloon Engine OM602.912	Joint,Propeller Shaft Kit	518077S
250 D (69 kW)	1989.01-1993.06	-	Saloon Engine OM602.912	Center Bearing Support	510511
	1989.01-1993.06	-	Saloon Engine OM602.912	Joint,Propeller Shaft	510436
	1989.01-1993.06	-	Saloon Engine OM602.912	Joint,Propeller Shaft	510458
	1989.01-1993.06	-	Saloon Engine OM602.912	Joint,Propeller Shaft	510460
	1989.01-1993.06	-	Saloon Engine OM602.912	Joint,Propeller Shaft	510463
	1989.01-1993.06	-	Saloon Engine OM602.912	Joint,Propeller Shaft	510569
	1989.01-1993.06	-	Saloon Engine OM602.912	Joint,Propeller Shaft Kit	510459S
	1989.01-1993.06	-	Saloon Engine OM602.912	Joint,Propeller Shaft Kit	510570S
	1989.01-1993.06	Centre	Saloon Engine OM602.912	Center Bearing Support	510435
	1989.01-1993.06	Centre	Saloon Engine OM602.912	Center Bearing Support	510435
	1989.01-1993.06	Front	Saloon Engine OM602.912	Joint,Propeller Shaft Kit	510433S
	1989.01-1993.06	Front	Saloon Engine OM602.912	Joint,Propeller Shaft Kit	510434S
	1989.01-1993.06	Front	Saloon Engine OM602.912	Joint,Propeller Shaft Kit	518077S
	250 Turbo-D (93 kW)	1988.09-1993.06	-	Saloon Engine OM602.962	Center Bearing Support
1988.09-1993.06		-	Saloon Engine OM602.962	Joint,Propeller Shaft	510463
1988.09-1993.06		-	Saloon Engine OM602.962	Joint,Propeller Shaft	510569
1988.09-1993.06		-	Saloon Engine OM602.962	Joint,Propeller Shaft Kit	510570S
1988.09-1993.06		Centre	Saloon Engine OM602.962	Center Bearing Support	510435
1988.09-1993.06		Front	Saloon Engine OM602.962	Joint,Propeller Shaft Kit	510434S
260 E (118 kW)	1985.09-1992.08	-	Saloon Engine M103.940	Center Bearing Support	510511
	1985.09-1992.08	-	Saloon Engine M103.940	Joint,Propeller Shaft	510569
	1985.09-1992.08	-	Saloon Engine M103.940	Joint,Propeller Shaft	510571
	1985.09-1992.08	-	Saloon Engine M103.940	Joint,Propeller Shaft Kit	510570S
	1985.09-1992.08	Centre	Saloon Engine M103.940	Center Bearing Support	510435
	1985.09-1992.08	Centre	Saloon Engine M103.940	Center Bearing Support	510435
	1985.09-1992.08	Front	Saloon Engine M103.940	Joint,Propeller Shaft Kit	510434S
	1985.09-1992.08	Front	Saloon Engine M103.940	Joint,Propeller Shaft Kit	510572S
260 E (122 kW)	1985.09-1989.12	-	Saloon Engine M103.940	Joint,Propeller Shaft	510569
	1985.09-1989.12	-	Saloon Engine M103.940	Joint,Propeller Shaft Kit	510570S
	1985.09-1989.12	Centre	Saloon Engine M103.940	Center Bearing Support	510435
	1985.09-1989.12	Front	Saloon Engine M103.940	Joint,Propeller Shaft Kit	510434S



	 YEAR	FITTING POSITON	REMARKS	PRODUCT	GSP Ref.
MERCEDES BENZ					
SALOON (W124)					
260 E 4-matic (118 kW)	1986.09-1992.08	-	Saloon Engine M103.943	Center Bearing Support	511574
	1986.09-1992.08	-	Saloon Engine M103.943	Joint,Propeller Shaft	510569
	1986.09-1992.08	-	Saloon Engine M103.943	Joint,Propeller Shaft Kit	510570S
	1986.09-1992.08	Centre	Saloon Engine M103.943	Center Bearing Support	510435
	1986.09-1992.08	Front	Saloon Engine M103.943	Joint,Propeller Shaft Kit	510434S
280 E (145 kW)	1992.10-1993.06	-	Saloon Engine M104.942	Center Bearing Support	511574
	1992.10-1993.06	-	Saloon Engine M104.942	Joint,Propeller Shaft Kit	510580S
300 D (80 kW)	1984.12-1989.08	-	Saloon Engine OM603.912	Joint,Propeller Shaft	510463
	1984.12-1989.08	-	Saloon Engine OM603.912	Joint,Propeller Shaft	510569
	1984.12-1989.08	-	Saloon Engine OM603.912	Joint,Propeller Shaft Kit	510570S
	1984.12-1989.08	Front	Saloon Engine OM603.912	Joint,Propeller Shaft Kit	510434S
300 D (83 kW)	1989.08-1993.06	-	Saloon Engine OM603.912	Center Bearing Support	511574
	1989.08-1993.06	-	Saloon Engine OM603.912	Joint,Propeller Shaft	510463
	1989.08-1993.06	-	Saloon Engine OM603.912	Joint,Propeller Shaft	510569
	1989.08-1993.06	-	Saloon Engine OM603.912	Joint,Propeller Shaft Kit	510570S
	1989.08-1993.06	Front	Saloon Engine OM603.912	Joint,Propeller Shaft Kit	510434S
300 D 4-matic (83 kW)	1989.08-1993.06	-	Saloon Engine OM603.913	Center Bearing Support	511574
	1989.08-1993.06	-	Saloon Engine OM603.913	Joint,Propeller Shaft	510460
	1989.08-1993.06	-	Saloon Engine OM603.913	Joint,Propeller Shaft	510463
	1989.08-1993.06	-	Saloon Engine OM603.913	Joint,Propeller Shaft	510569
	1989.08-1993.06	-	Saloon Engine OM603.913	Joint,Propeller Shaft Kit	510459S
	1989.08-1993.06	-	Saloon Engine OM603.913	Joint,Propeller Shaft Kit	510570S
	1989.08-1993.06	Front	Saloon Engine OM603.913	Joint,Propeller Shaft Kit	510434S
300 E (132 kW)	1985.08-1992.08	-	Saloon Engine M103.983	Center Bearing Support	511574
	1985.08-1992.08	-	Saloon Engine M103.983	Joint,Propeller Shaft	510569
	1985.08-1992.08	-	Saloon Engine M103.983	Joint,Propeller Shaft	510571
	1985.08-1992.08	-	Saloon Engine M103.983	Joint,Propeller Shaft Kit	510570S
	1985.08-1992.08	Front	Saloon Engine M103.983	Joint,Propeller Shaft Kit	510434S
	1985.08-1992.08	Front	Saloon Engine M103.983	Joint,Propeller Shaft Kit	510572S
300 E (138 kW)	1985.01-1985.12	-	Saloon Engine M103.980	Center Bearing Support	511574
	1985.01-1985.12	-	Saloon Engine M103.980	Joint,Propeller Shaft	510569
	1985.01-1985.12	-	Saloon Engine M103.980	Joint,Propeller Shaft	510571
	1985.01-1985.12	-	Saloon Engine M103.980	Joint,Propeller Shaft Kit	510570S
	1985.06-1992.08	-	Saloon Engine M103.983	Joint,Propeller Shaft	510569
	1985.06-1992.08	-	Saloon Engine M103.983	Joint,Propeller Shaft Kit	510570S
	1985.06-1992.08	Front	Saloon Engine M103.983	Joint,Propeller Shaft Kit	510434S
300 E 4-matic (132 kW)	1986.09-1993.06	-	Saloon Engine M103.985	Center Bearing Support	511574
	1986.09-1993.06	-	Saloon Engine M103.985	Joint,Propeller Shaft	510569
	1986.09-1993.06	-	Saloon Engine M103.985	Joint,Propeller Shaft Kit	510570S
300 E 4-matic (138 kW)	1986.09-1992.02	-	Saloon Engine M103.983	Joint,Propeller Shaft	510569
	1986.09-1992.02	-	Saloon Engine M103.983	Joint,Propeller Shaft Kit	510570S
300 E-24 (162 kW)	1988.09-1992.08	-	Saloon Engine M104.980	Joint,Propeller Shaft Kit	510580S
300 Turbo-D (105 kW)	1986.09-1988.09	-	Saloon Engine OM603.960/OM603.963	Joint,Propeller Shaft Kit	510576S
	1986.09-1988.09	Front And Rear	Saloon Engine OM603.960/OM603.963	Joint,Propeller Shaft	510575
300 Turbo-D (108 kW)	1988.09-1993.06	-	Saloon Engine OM603.960	Center Bearing Support	511574
	1988.09-1993.06	-	Saloon Engine OM603.960	Joint,Propeller Shaft	510463
	1988.09-1993.06	-	Saloon Engine OM603.960	Joint,Propeller Shaft Kit	510576S
	1988.09-1993.06	Front And Rear	Saloon Engine OM603.960	Joint,Propeller Shaft	510575
300 Turbo-D 4-matic (105 kW)	1986.09-1988.09	-	Saloon Engine OM603.960/OM603.963	Joint,Propeller Shaft	510460
	1986.09-1988.09	-	Saloon Engine OM603.960/OM603.963	Joint,Propeller Shaft Kit	510459S
	1986.09-1988.09	-	Saloon Engine OM603.960/OM603.963	Joint,Propeller Shaft Kit	510576S
	1986.09-1988.09	Front And Rear	Saloon Engine OM603.960/OM603.963	Joint,Propeller Shaft	510575
300 Turbo-D 4-matic (108 kW)	1988.01-1993.06	-	Saloon Engine OM603.963	Center Bearing Support	511574
	1988.01-1993.06	-	Saloon Engine OM603.963	Joint,Propeller Shaft	510460
	1988.01-1993.06	-	Saloon Engine OM603.963	Joint,Propeller Shaft	510463
	1988.01-1993.06	-	Saloon Engine OM603.963	Joint,Propeller Shaft Kit	510459S
	1988.01-1993.06	-	Saloon Engine OM603.963	Joint,Propeller Shaft Kit	510576S



	 YEAR	FITTING POSITON	REMARKS	PRODUCT	GSP Ref.
MERCEDES BENZ					
SALOON (W124)					
300 Turbo-D 4-matic (108 kW)	1988.01-1993.06	Front And Rear	Saloon Engine OM603.963	Joint,Propeller Shaft	510575
300D(81kW)	1990.06-1993.06	-	Saloon Engine OM603.912	Joint,Propeller Shaft	510569
	1990.06-1993.06	-	Saloon Engine OM603.912	Joint,Propeller Shaft Kit	510570S
300D4-matic(80kW)	1986.09-1992.08	-	Saloon Engine OM603.913	Joint,Propeller Shaft	510460
	1986.09-1992.08	-	Saloon Engine OM603.913	Joint,Propeller Shaft	510569
	1986.09-1992.08	-	Saloon Engine OM603.913	Joint,Propeller Shaft Kit	510459S
	1986.09-1992.08	-	Saloon Engine OM603.913	Joint,Propeller Shaft Kit	510570S
	1986.09-1992.08	Front	Saloon Engine OM603.913	Joint,Propeller Shaft Kit	510434S
320 E (162 kW)	1992.10-1993.06	-	Saloon Engine M104.992	Center Bearing Support	511574
400 E 4.2 (205 kW)	1992.10-1993.06	-	Saloon Engine M119.975	Center Bearing Support	510511
	1992.10-1993.06	Centre	Saloon Engine M119.975	Center Bearing Support	510435
S-CLASS (C126)					
380 SEC (150 kW)	1981.10-1985.07	-	Coupe Engine M116.963	Center Bearing Support	512314
	1981.10-1985.07	-	Coupe Engine M116.963	Joint,Propeller Shaft Kit	510576S
	1981.10-1985.07	Front And Rear	Coupe Engine M116.963	Joint,Propeller Shaft	510575
420 SEC (150 kW)	1985.10-1991.06	-	Coupe Engine M116.965	Joint,Propeller Shaft Kit	510576S
	1985.10-1991.06	Front And Rear	Coupe Engine M116.965	Joint,Propeller Shaft	510575
420 SEC (160 kW)	1985.10-1987.12	-	Coupe Engine M116.965	Center Bearing Support	511574
	1985.10-1987.12	-	Coupe Engine M116.965	Joint,Propeller Shaft Kit	510576S
	1985.10-1987.12	Front And Rear	Coupe Engine M116.965	Joint,Propeller Shaft	510575
420 SEC (165 kW)	1985.10-1991.06	-	Coupe Engine M116.965	Joint,Propeller Shaft Kit	510576S
	1985.10-1991.06	Front And Rear	Coupe Engine M116.965	Joint,Propeller Shaft	510575
500 SEC (164 kW)	1985.10-1991.06	-	Coupe Engine M117.965	Joint,Propeller Shaft Kit	510576S
	1985.10-1991.06	Front And Rear	Coupe Engine M117.965	Joint,Propeller Shaft	510575
500 SEC (170 kW)	1981.10-1985.08	-	Coupe Engine M117.963	Center Bearing Support	511574
	1981.10-1985.08	-	Coupe Engine M117.963	Center Bearing Support	512314
	1981.10-1985.08	-	Coupe Engine M117.963	Joint,Propeller Shaft Kit	510576S
	1981.10-1985.08	Front And Rear	Coupe Engine M117.963	Joint,Propeller Shaft	510575
500 SEC (180 kW)	1985.09-1991.06	-	Coupe Engine M117.965	Joint,Propeller Shaft Kit	510576S
	1985.09-1991.06	Front And Rear	Coupe Engine M117.965	Joint,Propeller Shaft	510575
500 SEC (185 kW)	1987.08-1991.06	-	Coupe Engine M117.965	Joint,Propeller Shaft Kit	510576S
	1987.08-1991.06	Front And Rear	Coupe Engine M117.965	Joint,Propeller Shaft	510575
500 SEC (195 kW)	1985.09-1991.06	-	Coupe Engine M117.965	Center Bearing Support	511574
	1985.09-1991.06	-	Coupe Engine M117.965	Center Bearing Support	512314
	1985.09-1991.06	-	Coupe Engine M117.965	Joint,Propeller Shaft Kit	510576S
	1985.09-1991.06	Front And Rear	Coupe Engine M117.965	Joint,Propeller Shaft	510575
500SECCAT(185kW)	1989.06-1991.06	-	Coupe Engine M117.965	Joint,Propeller Shaft Kit	510576S
	1989.06-1991.06	Front And Rear	Coupe Engine M117.965	Joint,Propeller Shaft	510575
560 SEC (178 kW)	1985.10-1991.06	-	Coupe Engine M117.968	Joint,Propeller Shaft Kit	510576S
	1985.10-1991.06	Front And Rear	Coupe Engine M117.968	Joint,Propeller Shaft	510575
560 SEC (200 kW)	1985.10-1987.12	-	Coupe Engine M117.968	Joint,Propeller Shaft Kit	510576S
	1985.10-1987.12	Front And Rear	Coupe Engine M117.968	Joint,Propeller Shaft	510575
560 SEC (205 kW)	1985.10-1991.06	-	Coupe Engine M117.968	Joint,Propeller Shaft Kit	510576S
	1985.10-1991.06	Front And Rear	Coupe Engine M117.968	Joint,Propeller Shaft	510575
560 SEC (220 kW)	1985.10-1989.12	-	Coupe Engine M117.968	Center Bearing Support	511574
	1985.10-1989.12	-	Coupe Engine M117.968	Joint,Propeller Shaft Kit	510576S
	1985.10-1989.12	Front And Rear	Coupe Engine M117.968	Joint,Propeller Shaft	510575
S-CLASS (C140)					
SEC/CL 420 (205 kW)	1994.10-1999.02	-	Coupe Engine M119.971/M119.981	Joint,Propeller Shaft	512677
SEC/CL 500 (235 kW)	1992.10-1999.02	-	Coupe Engine M119.970	Joint,Propeller Shaft	512677
S-CLASS (C215)					
CL 500 (225 kW)	1999.03-2006.03	-	Coupe Engine M113.960	Joint,Propeller Shaft	512677
CL 600 (270 kW)	1999.03-2006.03	Centre	Coupe Engine M137.970	Center Bearing Support	512668
S-CLASS (C216)					
CL 500 4-matic (285 kW)	2008.02-	-	Coupe Engine M273.968	Joint,Propeller Shaft	512678
S-CLASS (W116)					
280 S (115 kW)	1972.08-1980.07	-	Saloon Engine M110.922	Center Bearing Support	510477



	 YEAR	FITTING POSITON	REMARKS	PRODUCT	GSP Ref.
MERCEDES BENZ					
S-CLASS (W116)					
280 S (115 kW)	1972.08-1980.07	-	Saloon Engine M110.922	Center Bearing Support	519457
280 SE,SEL (136 kW)	1972.08-1980.07	-	Saloon Engine M110.983/110.985	Center Bearing Support	510477
	1972.08-1980.07	-	Saloon Engine M110.983/110.985	Center Bearing Support	519457
350 SE,SEL (147 kW)	1972.08-1976.02	-	Saloon Engine M116.983	Center Bearing Support	510477
	1972.08-1976.02	-	Saloon Engine M116.983	Center Bearing Support	519457
450 SE (143 kW)	1972.08-1976.12	-	Saloon Engine M117.983	Center Bearing Support	510477
	1972.08-1976.12	-	Saloon Engine M117.983	Center Bearing Support	519457
450 SE,SEL (165 kW)	1973.01-1980.04	-	Saloon Engine M117.983/M117.986	Center Bearing Support	510477
	1973.01-1980.04	-	Saloon Engine M117.983/M117.986	Center Bearing Support	519457
	1973.01-1980.04	-	Saloon Engine M117.983/M117.986	Joint,Propeller Shaft Kit	510576S
450 SEL 6.9 (210 kW)	1973.01-1980.04	Front And Rear	Saloon Engine M117.983/M117.986	Joint,Propeller Shaft	510575
	1975.07-1980.03	-	Saloon Engine M100.985	Center Bearing Support	510477
	1975.07-1980.03	-	Saloon Engine M100.985	Center Bearing Support	519457
	1975.07-1980.03	-	Saloon Engine M100.985	Joint,Propeller Shaft Kit	510576S
450SE,SEL(160kW)	1975.12-1980.04	-	Saloon Engine M117.985/M117.986	Joint,Propeller Shaft Kit	510576S
	1975.12-1980.04	Front And Rear	Saloon Engine M117.985/M117.986	Joint,Propeller Shaft	510575
S-CLASS (W126)					
260 SE (118 kW)	1985.09-1991.06	-	Saloon Engine M103.941	Center Bearing Support	511574
	1985.09-1991.06	-	Saloon Engine M103.941	Joint,Propeller Shaft	510436
	1985.09-1991.06	-	Saloon Engine M103.941	Joint,Propeller Shaft	510569
	1985.09-1991.06	-	Saloon Engine M103.941	Joint,Propeller Shaft Kit	510570S
	1985.09-1991.06	Front	Saloon Engine M103.941	Joint,Propeller Shaft Kit	510434S
260SE(122kW)	1985.09-1991.06	-	Saloon Engine M103.941	Joint,Propeller Shaft	510569
	1985.09-1991.06	-	Saloon Engine M103.941	Joint,Propeller Shaft Kit	510570S
280 S (115 kW)	1979.12-1985.07	-	Saloon Engine M110.924/M110.926	Center Bearing Support	512314
	1979.12-1985.07	-	Saloon Engine M110.924/M110.926	Joint,Propeller Shaft	510436
	1979.12-1985.07	-	Saloon Engine M110.924/M110.926	Joint,Propeller Shaft	510573
	1979.12-1985.07	Front	Saloon Engine M110.924/M110.926	Joint,Propeller Shaft Kit	510574S
280 SE,SEL (136 kW)	1979.10-1985.07	-	Saloon Engine M110.987/M110.989	Center Bearing Support	512314
	1979.10-1985.07	-	Saloon Engine M110.987/M110.989	Joint,Propeller Shaft	510436
	1979.10-1985.07	-	Saloon Engine M110.987/M110.989	Joint,Propeller Shaft	510573
	1979.10-1985.07	Front	Saloon Engine M110.987/M110.989	Joint,Propeller Shaft Kit	510574S
300 SE,SEL (132 kW)	1986.01-1991.06	-	Saloon Engine M103.981	Center Bearing Support	511574
	1986.01-1991.06	-	Saloon Engine M103.981	Joint,Propeller Shaft	510569
	1986.01-1991.06	-	Saloon Engine M103.981	Joint,Propeller Shaft Kit	510570S
300 SE,SEL (138 kW)	1985.09-1989.12	-	Saloon Engine M103.981	Joint,Propeller Shaft	510569
	1985.09-1989.12	-	Saloon Engine M103.981	Joint,Propeller Shaft Kit	510570S
380 SE,SEL (150 kW)	1979.12-1985.08	-	Saloon Engine M116.963	Center Bearing Support	512314
	1979.12-1985.08	-	Saloon Engine M116.963	Joint,Propeller Shaft Kit	510576S
	1979.12-1985.08	Front And Rear	Saloon Engine M116.963	Joint,Propeller Shaft	510575
380 SE,SEL (160 kW)	1985.12-1986.12	-	Saloon Engine M116.961	Center Bearing Support	512314
	1985.12-1986.12	-	Saloon Engine M116.961	Joint,Propeller Shaft Kit	510576S
420 SE,SEL (150 kW)	1985.12-1986.12	Front And Rear	Saloon Engine M116.961	Joint,Propeller Shaft	510575
	1985.10-1991.06	-	Saloon Engine M116.965	Joint,Propeller Shaft Kit	510576S
420 SE,SEL (160 kW)	1985.10-1991.06	Front And Rear	Saloon Engine M116.965	Joint,Propeller Shaft	510575
	1985.10-1987.12	-	Saloon Engine M116.965	Joint,Propeller Shaft Kit	510576S
420 SE,SEL (165 kW)	1985.10-1987.12	Front And Rear	Saloon Engine M116.965	Joint,Propeller Shaft	510575
	1985.10-1991.06	-	Saloon Engine M116.965	Joint,Propeller Shaft Kit	510576S
420 SE,SEL (170 kW)	1985.10-1991.06	Front And Rear	Saloon Engine M116.965	Joint,Propeller Shaft	510575
	1985.10-1987.12	-	Saloon Engine M116.965	Center Bearing Support	511574
500 SE,SEL (164 kW)	1985.10-1987.12	-	Saloon Engine M116.965	Joint,Propeller Shaft Kit	510576S
	1985.10-1987.12	Front And Rear	Saloon Engine M116.965	Joint,Propeller Shaft	510575
	1985.10-1987.12	Front And Rear	Saloon Engine M116.965	Joint,Propeller Shaft	510575
500 SE,SEL (170 kW)	1985.09-1991.06	-	Saloon Engine M117.965	Joint,Propeller Shaft Kit	510576S
	1985.09-1991.06	Front And Rear	Saloon Engine M117.965	Joint,Propeller Shaft	510575
500 SE,SEL (170 kW)	1979.12-1985.08	-	Saloon Engine M117.961/117.963	Center Bearing Support	511574
	1979.12-1985.08	-	Saloon Engine M117.961/117.963	Center Bearing Support	512314



	 YEAR	FITTING POSITON	REMARKS	PRODUCT	GSP Ref.
MERCEDES BENZ					
S-CLASS (W126)					
500 SE,SEL (170 kW)	1979.12-1985.08	-	Saloon Engine M117.961/117.963	Joint,Propeller Shaft Kit	510576S
	1979.12-1985.08	Front And Rear	Saloon Engine M117.961/117.963	Joint,Propeller Shaft	510575
500 SE,SEL (177 kW)	1979.12-1985.08	-	Saloon Engine M117.961/117.963	Center Bearing Support	511574
	1979.12-1985.08	-	Saloon Engine M117.961/117.963	Center Bearing Support	512314
	1979.12-1985.08	-	Saloon Engine M117.961/117.963	Joint,Propeller Shaft Kit	510576S
	1979.12-1985.08	Front And Rear	Saloon Engine M117.961/117.963	Joint,Propeller Shaft	510575
	1985.09-1991.06	-	Saloon Engine M117.965	Joint,Propeller Shaft Kit	510576S
500 SE,SEL (180 kW)	1985.09-1991.06	Front And Rear	Saloon Engine M117.965	Joint,Propeller Shaft	510575
	1987.09-1991.06	-	Saloon Engine M117.965	Joint,Propeller Shaft Kit	510576S
500 SE,SEL (185 kW)	1987.09-1991.06	Front And Rear	Saloon Engine M117.965	Joint,Propeller Shaft	510575
	1987.09-1991.06	-	Saloon Engine M117.965	Joint,Propeller Shaft Kit	510576S
500 SE,SEL (195 kW)	1987.09-1991.06	Front And Rear	Saloon Engine M117.965	Joint,Propeller Shaft	510575
	1987.09-1991.06	-	Saloon Engine M117.965	Joint,Propeller Shaft Kit	510576S
500SE,SELCAT(185kW)	1989.06-1991.06	Front And Rear	Saloon Engine M117.965	Joint,Propeller Shaft	510575
	1989.06-1991.06	-	Saloon Engine M117.965	Joint,Propeller Shaft Kit	510576S
560 SE,SEL (220 kW)	1985.10-1991.06	-	Saloon Engine M117.968	Center Bearing Support	511574
S-CLASS (W140)					
300 SE,SEL/S320 (170 kW)	1991.03-1998.10	-	Saloon Engine M104.990/M104.994	Joint,Propeller Shaft	510571
	1991.03-1998.10	-	Saloon Engine M104.990/M104.994	Joint,Propeller Shaft Kit	510580S
300SE2.8(145kW)	1993.01-1998.10	-	Saloon Engine M104.944	Joint,Propeller Shaft	510571
	1993.01-1998.10	-	Saloon Engine M104.944	Joint,Propeller Shaft Kit	510580S
400SE,SEL/S420(210kW)	1991.02-1998.10	-	Saloon Engine M119.971	Joint,Propeller Shaft	512677
500 SE,SEL (240 kW)	1991.02-1998.10	-	Saloon Engine M119.970	Joint,Propeller Shaft	512677
	1991.02-1998.10	Centre	Saloon Engine M119.970	Center Bearing Support	530178
	1993.02-1998.10	-	Saloon Engine M104.944	Joint,Propeller Shaft	510571
S 280 (142 kW)	1993.02-1998.10	-	Saloon Engine M104.944	Joint,Propeller Shaft Kit	510580S
	1993.02-1998.10	-	Saloon Engine M119.970/M119.980	Joint,Propeller Shaft	512677
S 500 (235 kW)	1993.01-1998.10	Centre	Saloon Engine M119.970/M119.980	Center Bearing Support	530178
	1993.01-1998.10	-	Saloon Engine OM606.961	Joint,Propeller Shaft	512677
S300Turbo-D(130kW)	1996.05-1998.10	-	Saloon Engine M119.971	Joint,Propeller Shaft	512677
S420(205kW)	1993.01-1998.10	-	Saloon Engine M119.971	Joint,Propeller Shaft	512677
S-CLASS (W220)					
S 280 (150 kW)	1998.10-2005.08	-	Saloon Engine M112.922	Joint,Propeller Shaft	510571
	1998.10-2005.08	-	Saloon Engine M112.922	Joint,Propeller Shaft	512677
	1998.10-2005.08	-	Saloon Engine M112.922	Joint,Propeller Shaft	512678
S 320 (165 kW)	1998.10-2005.08	-	Saloon Engine M112.944	Joint,Propeller Shaft	510571
	1998.10-2005.08	-	Saloon Engine M112.944	Joint,Propeller Shaft	512677
	1998.10-2005.08	-	Saloon Engine M112.944	Joint,Propeller Shaft	512678
S 320 CDi (145 kW)	1999.08-2002.09	-	Saloon Engine OM613.960	Joint,Propeller Shaft	512677
S 350 (180 kW)	2002.09-2005.08	-	Saloon Engine M112.972	Joint,Propeller Shaft	512677
S 350 4-matic (180 kW)	2003.06-2005.08	-	Saloon Engine M112.975	Joint,Propeller Shaft	512678
S 430 (205 kW)	1998.10-2005.08	-	Saloon Engine M113.941	Joint,Propeller Shaft	512677
S 430 4-matic (205 kW)	2002.09-2005.08	-	Saloon Engine M113.948	Joint,Propeller Shaft	512678
S 500 (225 kW)	1998.10-2005.08	-	Saloon Engine M113.960	Joint,Propeller Shaft	512677
S 500 4-matic (225 kW)	2002.09-2005.08	-	Saloon Engine M113.966	Joint,Propeller Shaft	512678
S-CLASS (W221)					
S 280 (170 kW)	2006.08-	-	Saloon Engine M272.946	Joint,Propeller Shaft	512678
S 320 CDi 4-matic (173 kW)	2006.10-	-	Saloon Engine OM642.932	Joint,Propeller Shaft	512678
S 350 4-matic (200 kW)	2008.02-	-	Saloon Engine M272.975	Joint,Propeller Shaft	512678
S 450 4-matic (250 kW)	2005.12-	-	Saloon Engine M273.924	Joint,Propeller Shaft	512678
S 500 4-matic (285 kW)	2005.10-	-	Saloon Engine M273.961/M237.968	Joint,Propeller Shaft	512678
SL (C107)					
280 SL (136 kW)	1974.08-1985.07	-	Convertible Engine M110.982/M110.986/M110.990	Center Bearing Support	510477
	1974.08-1985.07	-	Convertible Engine M110.982/M110.986/M110.990	Center Bearing Support	519457
	1974.08-1985.07	-	Convertible Engine M110.982/M110.986/M110.990	Joint,Propeller Shaft	510436
	1974.08-1985.07	-	Convertible Engine M110.982/M110.986/M110.990	Joint,Propeller Shaft	510573
	1974.08-1985.07	Front	Convertible Engine M110.982/M110.986/M110.990	Joint,Propeller Shaft Kit	510574S
280 SLC (136 kW)	1974.08-1981.09	-	Coupe Engine M110.982/M110.986/M110.990	Center Bearing Support	510477
	1974.08-1981.09	-	Coupe Engine M110.982/M110.986/M110.990	Center Bearing Support	519457



	 YEAR	FITTING POSITON	REMARKS	PRODUCT	GSP Ref.
MERCEDES BENZ					
SL (C107)					
280 SLC (136 kW)	1974.08-1981.09	-	Coupe Engine M110.982/M110.986/M110.990	Joint,Propeller Shaft	510573
	1974.08-1981.09	Front	Coupe Engine M110.982/M110.986/M110.990	Joint,Propeller Shaft Kit	510574S
350 SLC (147 kW)	1972.01-1976.02	-	Coupe Engine M116.982/M116.984	Center Bearing Support	510477
	1972.01-1976.02	-	Coupe Engine M116.982/M116.984	Center Bearing Support	519457
380 SLC (160 kW)	1980.07-1981.08	-	Coupe Engine M116.960	Center Bearing Support	510477
	1980.07-1981.08	-	Coupe Engine M116.960	Center Bearing Support	519457
	1980.07-1981.08	-	Coupe Engine M116.960	Joint,Propeller Shaft Kit	510576S
	1980.07-1981.08	Front And Rear	Coupe Engine M116.960	Joint,Propeller Shaft	510575
450 SLC (160 kW)	1975.09-1979.08	-	Coupe Engine M117.982/M117.985	Center Bearing Support	510477
	1975.09-1979.08	-	Coupe Engine M117.982/M117.985	Center Bearing Support	519457
	1975.09-1979.08	-	Coupe Engine M117.982/M117.985	Joint,Propeller Shaft Kit	510576S
	1975.09-1979.08	Front And Rear	Coupe Engine M117.982/M117.985	Joint,Propeller Shaft	510575
450 SLC (165 kW)	1973.01-1975.11	-	Coupe Engine M117.982/M117.985	Center Bearing Support	510477
	1973.01-1975.11	-	Coupe Engine M117.982/M117.985	Center Bearing Support	519457
	1973.01-1975.11	-	Coupe Engine M117.982/M117.985	Joint,Propeller Shaft Kit	510576S
	1973.01-1975.11	Front And Rear	Coupe Engine M117.982/M117.985	Joint,Propeller Shaft	510575
450 SLC 5.0 (177 kW)	1978.06-1980.02	-	Coupe Engine M117.960	Center Bearing Support	510477
	1978.06-1980.02	-	Coupe Engine M117.960	Center Bearing Support	519457
	1978.06-1980.02	-	Coupe Engine M117.960	Joint,Propeller Shaft Kit	510576S
	1978.06-1980.02	Front And Rear	Coupe Engine M117.960	Joint,Propeller Shaft	510575
SL (R107)					
300 SL (132 kW)	1985.09-1989.08	-	Convertible Engine M103.982	Center Bearing Support	511574
	1985.09-1989.08	-	Convertible Engine M103.982	Joint,Propeller Shaft	510569
	1985.09-1989.08	-	Convertible Engine M103.982	Joint,Propeller Shaft Kit	510570S
300 SL (138 kW)	1985.09-1989.08	-	Convertible Engine M103.982	Joint,Propeller Shaft	510569
	1985.09-1989.08	-	Convertible Engine M103.982	Joint,Propeller Shaft Kit	510570S
350 SL (143 kW)	1971.05-1980.02	-	Convertible Engine M116.982/M116.984	Center Bearing Support	510477
	1971.05-1980.02	-	Convertible Engine M116.982/M116.984	Center Bearing Support	519457
380 SL (150 kW)	1980.09-1985.08	-	Convertible Engine M116.962	Center Bearing Support	510477
	1980.09-1985.08	-	Convertible Engine M116.962	Center Bearing Support	519457
380 SL (160 kW)	1980.09-1981.08	-	Convertible Engine M116.960	Center Bearing Support	510477
	1980.09-1981.08	-	Convertible Engine M116.960	Center Bearing Support	519457
	1980.09-1981.08	-	Convertible Engine M116.960	Joint,Propeller Shaft Kit	510576S
420 SL (150 kW)	1980.09-1981.08	Front And Rear	Convertible Engine M116.960	Joint,Propeller Shaft	510575
	1986.01-1989.08	-	Convertible Engine M116.964	Joint,Propeller Shaft Kit	510576S
420 SL (160 kW)	1986.01-1989.08	Front And Rear	Convertible Engine M116.964	Joint,Propeller Shaft	510575
	1986.01-1989.08	-	Convertible Engine M116.964	Center Bearing Support	511574
450 SL (160 kW)	1986.01-1989.08	-	Convertible Engine M116.964	Joint,Propeller Shaft Kit	510576S
	1986.01-1989.08	Front And Rear	Convertible Engine M116.964	Joint,Propeller Shaft	510575
	1975.09-1980.10	-	Convertible Engine M117.982/M117.985	Center Bearing Support	510477
	1975.09-1980.10	-	Convertible Engine M117.982/M117.985	Center Bearing Support	519457
450 SL (165 kW)	1975.09-1980.10	-	Convertible Engine M117.982/M117.985	Joint,Propeller Shaft Kit	510576S
	1975.09-1980.10	Front And Rear	Convertible Engine M117.982/M117.985	Joint,Propeller Shaft	510575
	1972.10-1980.10	-	Convertible Engine M117.982/M117.985	Center Bearing Support	510477
	1972.10-1980.10	-	Convertible Engine M117.982/M117.985	Center Bearing Support	519457
500 SL (164 kW)	1972.10-1980.10	-	Convertible Engine M117.982/M117.985	Joint,Propeller Shaft Kit	510576S
	1972.10-1980.10	Front And Rear	Convertible Engine M117.982/M117.985	Joint,Propeller Shaft	510575
	1986.01-1989.08	-	Convertible Engine M117.964	Center Bearing Support	510477
	1986.01-1989.08	-	Convertible Engine M117.964	Center Bearing Support	511574
	1986.01-1989.08	-	Convertible Engine M117.964	Center Bearing Support	519457
500 SL (170 kW)	1986.01-1989.08	-	Convertible Engine M117.964	Center Bearing Support	510576S
	1986.01-1989.08	Front And Rear	Convertible Engine M117.964	Joint,Propeller Shaft	510575
	1980.05-1985.12	-	Convertible Engine M117.960	Center Bearing Support	510477
	1980.05-1985.12	-	Convertible Engine M117.960	Center Bearing Support	511574
500 SL (170 kW)	1980.05-1985.12	-	Convertible Engine M117.960	Center Bearing Support	519457
	1980.05-1985.12	-	Convertible Engine M117.960	Joint,Propeller Shaft Kit	510576S
	1980.05-1985.12	Front And Rear	Convertible Engine M117.960	Joint,Propeller Shaft	510575
	1980.05-1985.12	Front And Rear	Convertible Engine M117.960	Joint,Propeller Shaft	510575



	 YEAR	FITTING POSITON	REMARKS	PRODUCT	GSP Ref.
MERCEDES BENZ					
SL (R107)					
500 SL (177 kW)	1980.05-1981.12	-	Convertible Engine M117.960	Center Bearing Support	510477
	1980.05-1981.12	-	Convertible Engine M117.960	Center Bearing Support	511574
	1980.05-1981.12	-	Convertible Engine M117.960	Center Bearing Support	519457
	1980.05-1981.12	-	Convertible Engine M117.960	Joint,Propeller Shaft Kit	510576S
	1980.05-1981.12	Front And Rear	Convertible Engine M117.960	Joint,Propeller Shaft	510575
500 SL (180 kW)	1986.01-1989.08	-	Convertible Engine M117.960/M117.964	Center Bearing Support	510477
	1986.01-1989.08	-	Convertible Engine M117.960/M117.964	Center Bearing Support	511574
	1986.01-1989.08	-	Convertible Engine M117.960/M117.964	Center Bearing Support	519457
	1986.01-1989.08	-	Convertible Engine M117.960/M117.964	Joint,Propeller Shaft Kit	510576S
	1986.01-1989.08	Front And Rear	Convertible Engine M117.960/M117.964	Joint,Propeller Shaft	510575
SL (R129)					
280 (142 kW)	1993.08-2001.10	-	Convertible Engine M104.943	Joint,Propeller Shaft	510571
	1993.08-2001.10	-	Convertible Engine M104.943	Joint,Propeller Shaft Kit	510580S
280 (150 kW)	1998.05-2001.10	-	Convertible Engine M112.923/M112.925	Joint,Propeller Shaft	512678
300 SL-24 (170 kW)	1989.03-1993.07	-	Convertible Engine M104.981	Joint,Propeller Shaft Kit	510580S
300SL(140kW)	1989.03-1993.08	-	Convertible Engine M103.984	Joint,Propeller Shaft	510569
	1989.03-1993.08	-	Convertible Engine M103.984	Joint,Propeller Shaft Kit	510570S
	1989.03-1993.08	-	Convertible Engine M103.984	Joint,Propeller Shaft Kit	510580S
320 (170 kW)	1993.09-2001.10	-	Convertible Engine M104.991	Joint,Propeller Shaft Kit	510580S
320(165kW)	1998.05-2001.10	-	Convertible Engine M112.943	Joint,Propeller Shaft	512678
500 (225 kW)	1998.05-2001.10	-	Convertible Engine M113.961	Joint,Propeller Shaft	512677
500 (235 kW)	1992.09-2001.10	-	Convertible Engine M119.972/M119.982	Joint,Propeller Shaft	512677
	1992.09-2001.10	Centre	Convertible Engine M119.972/M119.982	Center Bearing Support	530178
SL (R230)					
280 (170 kW)	2008.03-2012.01	-	Convertible Engine M272.949	Joint,Propeller Shaft	512678
300 (170 kW)	2009.04-2012.01	-	Convertible Engine M272.949	Joint,Propeller Shaft	512678
350 (180 kW)	2003.03-2012.01	-	Convertible Engine M112.973	Joint,Propeller Shaft	512677
	2003.03-2012.01	Centre	Convertible Engine M112.973	Center Bearing Support	518416
500 (225 kW)	2001.10-2012.01	-	Convertible Engine M113.963	Joint,Propeller Shaft	512677
SLK (R170)					
200 (100 kW)	1996.09-2000.03	-	Convertible Engine M111.946	Center Bearing Support	512316
	1996.09-2000.03	-	Convertible Engine M111.946	Joint,Propeller Shaft	510569
	1996.09-2000.03	-	Convertible Engine M111.946	Joint,Propeller Shaft	512326
	1996.09-2000.03	-	Convertible Engine M111.946	Joint,Propeller Shaft Kit	510570S
	1996.09-2000.03	Front	Convertible Engine M111.946	Joint,Propeller Shaft Kit	510578S
200 Kompressor (120 kW)	2000.03-2004.04	-	Convertible Engine M111.958	Joint,Propeller Shaft	512678
200 Kompressor (141 kW)	1996.10-2000.03	-	Convertible Engine M111.943	Center Bearing Support	512315
	1996.10-2000.03	-	Convertible Engine M111.943	Joint,Propeller Shaft	512678
	1996.10-2000.03	Front	Convertible Engine M111.943	Joint,Propeller Shaft	510579
230 Kompressor (142 kW)	1996.10-2000.03	Rear	Convertible Engine M111.943	Center Bearing Support	512315
	1996.09-2000.03	-	Convertible Engine M111.973	Center Bearing Support	512315
230 Kompressor (145 kW)	1996.09-2000.03	-	Convertible Engine M111.973	Joint,Propeller Shaft	512678
	1996.09-2000.03	Front	Convertible Engine M111.973	Joint,Propeller Shaft	510579
	1996.09-2000.03	Rear	Convertible Engine M111.973	Center Bearing Support	512315
	2000.03-2004.04	-	Convertible Engine M111.983	Joint,Propeller Shaft	512678
32 AMG Kompressor (260 kW)	2001.03-2004.04	-	Convertible Engine M112.960	Joint,Propeller Shaft	512677
	2001.03-2004.04	-	Convertible Engine M112.960	Joint,Propeller Shaft	512678
	2001.03-2004.04	Centre	Convertible Engine M112.960	Center Bearing Support	518416
320 (160 kW)	2000.03-2004.04	-	Convertible Engine M112.947	Joint,Propeller Shaft	512678
	2000.03-2004.04	Centre	Convertible Engine M112.947	Center Bearing Support	518416
SLK (R171)					
200Kompressor(120kW)	2004.07-2007.04	-	Convertible Engine M271.944	Joint,Propeller Shaft	512678
200Kompressor(135kW)	2008.01-2011.02	-	Convertible Engine M271.954	Joint,Propeller Shaft	512678
280 (170 kW)	2005.06-2007.04	-	Convertible Engine M272.942	Joint,Propeller Shaft	512678
	2005.06-2007.04	Centre	Convertible Engine M272.942	Center Bearing Support	518416
300 (170 kW)	2009.04-2011.02	-	Convertible Engine M272.942	Joint,Propeller Shaft	512678
	2009.04-2011.02	Centre	Convertible Engine M272.942	Center Bearing Support	518416



	 YEAR	FITTING POSITON	REMARKS	PRODUCT	GSP Ref.
MERCEDES BENZ					
SLK (R171)					
350 (200 kW)	2004.07-2005.03	-	Convertible Engine M272.963	Joint, Propeller Shaft	512677
	2004.07-2005.03	Centre	Convertible Engine M272.963	Center Bearing Support	518416
SPRINTER (906)					
-	2005-	-	-	Center Bearing Support	514807
	2005-	-	-	Center Bearing Support Kit	514795S
SPRINTER 2-T (901, 902)					
208 CDi (60 kW)	2000.04-2006.05	-	Box Engine OM611.987	Center Bearing Support	510503
	2000.04-2006.05	-	Bus Engine OM611.987	Center Bearing Support	510503
	2000.04-2006.05	-	Platform/Chassis Engine OM611.987	Center Bearing Support	510503
208 D (58 kW)	1995.01-2000.04	-	Platform/Chassis Engine OM601.943	Center Bearing Support	510503
	1995.02-2000.04	-	Box Engine OM601.943	Center Bearing Support	510503
	1995.02-2000.04	-	Bus Engine OM601.943	Center Bearing Support	510503
208 D (60 kW)	1996.09-2000.04	-	Platform/Chassis Engine OM601.943	Center Bearing Support	510503
	1996.10-2000.04	-	Box Engine OM601.943	Center Bearing Support	510503
210 D (75 kW)	1997.01-2000.04	-	Box Engine OM602.980	Center Bearing Support	510503
	1997.01-2000.04	-	Platform/Chassis Engine OM602.980	Center Bearing Support	510503
	1997.03-2000.04	-	Bus Engine OM602.980	Center Bearing Support	510503
211 CDi (80 kW)	2000.04-2006.05	-	Box Engine OM611.981	Center Bearing Support	510503
	2000.04-2006.05	-	Bus Engine OM611.981	Center Bearing Support	510503
	2000.04-2006.05	-	Platform/Chassis Engine OM611.981	Center Bearing Support	510503
212 D (90 kW)	1995.02-2000.04	-	Box Engine OM602.980	Center Bearing Support	510503
	1995.02-2000.04	-	Bus Engine OM602.980	Center Bearing Support	510503
	1995.02-2000.04	-	Platform/Chassis Engine OM602.980	Center Bearing Support	510503
213 CDi (95 kW)	2000.04-2006.05	-	Box Engine OM611.981	Center Bearing Support	510503
	2000.04-2006.05	-	Bus Engine OM611.981	Center Bearing Support	510503
	2000.04-2006.05	-	Platform/Chassis Engine OM611.981	Center Bearing Support	510503
214 (105 kW)	1995.02-2006.05	-	Box Engine M111.979/M111.984	Center Bearing Support	510503
	1995.02-2006.05	-	Bus Engine M111.979	Center Bearing Support	510503
	1995.02-2006.05	-	Platform/Chassis Engine M111.979	Center Bearing Support	510503
214 NGT (92 kW)	2000.04-2006.05	-	Box Engine M111.984	Center Bearing Support	510503
	2000.04-2006.05	-	Bus Engine M111.984	Center Bearing Support	510503
	2000.04-2006.05	-	Platform/Chassis	Center Bearing Support	510503
216 CDi (115 kW)	2000.04-2006.05	-	Box Engine OM612.981	Center Bearing Support	510503
	2000.04-2006.05	-	Bus Engine OM612.981	Center Bearing Support	510503
	2000.04-2006.05	-	Platform/Chassis Engine OM612.981	Center Bearing Support	510503
SPRINTER 3-T (903)					
308 CDi (60 kW)	2000.04-2006.05	-	Box Engine OM611.987	Center Bearing Support	510503
	2000.04-2006.05	-	Bus Engine OM611.987	Center Bearing Support	510503
	2000.04-2006.05	-	Platform/Chassis Engine OM611.987	Center Bearing Support	510503
308 D (58 kW)	1995.02-2000.04	-	Bus Engine OM601.943	Center Bearing Support	510503
308 D 2.3 (58 kW)	1995.02-2000.04	-	Box Engine OM601.943	Center Bearing Support	510503
	1995.02-2000.04	-	Platform/Chassis Engine OM601.943	Center Bearing Support	510503
308 D 2.3 (60 kW)	1995.02-2000.04	-	Box Engine OM601.943	Center Bearing Support	510503
	1996.11-2000.04	-	Platform/Chassis Engine OM601.943	Center Bearing Support	510503
310 D 2.9 (75 kW)	1995.02-2000.04	-	Box Engine OM602.980	Center Bearing Support	510503
	1997.01-2000.04	-	Platform/Chassis Engine OM602.980	Center Bearing Support	510503
311 CDi (80 kW)	2000.04-2006.05	-	Box Engine OM611.981	Center Bearing Support	510503
	2000.04-2006.05	-	Bus Engine OM611.981	Center Bearing Support	510503
	2000.04-2006.05	-	Platform/Chassis Engine OM611.981	Center Bearing Support	510503
311 CDi 4x4 (80 kW)	2002.08-2006.05	-	Box Engine OM611.981	Center Bearing Support	510503
	2002.08-2006.05	-	Bus Engine OM611.981	Center Bearing Support	510503
	2002.08-2006.05	-	Platform/Chassis Engine OM611.981	Center Bearing Support	510503
312 D 2.9 (90 kW)	1995.02-2000.04	-	Box Engine OM602.980	Center Bearing Support	510503
	1995.02-2000.04	-	Platform/Chassis Engine OM602.980	Center Bearing Support	510503
313 CDi (95 kW)	2000.04-2006.05	-	Box Engine OM611.981	Center Bearing Support	510503
	2000.04-2006.05	-	Bus Engine OM611.981	Center Bearing Support	510503
	2000.04-2006.05	-	Platform/Chassis Engine OM611.981	Center Bearing Support	510503



	 YEAR	FITTING POSITON	REMARKS	PRODUCT	GSP Ref.
MERCEDES BENZ					
SPRINTER 3-T (903)					
313 CDI 4x4 (95 kW)	2002.08-2006.05	-	Box Engine OM611.981	Center Bearing Support	510503
	2002.08-2006.05	-	Bus Engine OM611.981	Center Bearing Support	510503
	2002.08-2006.05	-	Platform/Chassis Engine OM611.981	Center Bearing Support	510503
314 (105 kW)	1995.02-2006.05	-	Box Engine M111.979/M111.984	Center Bearing Support	510503
	1995.02-2006.05	-	Bus Engine M111.984	Center Bearing Support	510503
	1995.02-2006.05	-	Platform/Chassis Engine M111.984	Center Bearing Support	510503
314 4x4 (105 kW)	2002.08-2006.05	-	Box Engine M111.984	Center Bearing Support	510503
	2002.08-2006.05	-	Bus Engine M111.984	Center Bearing Support	510503
	2002.08-2006.05	-	Platform/Chassis Engine M111.984	Center Bearing Support	510503
314 NGT (92 kW)	2000.04-2006.05	-	Box	Center Bearing Support	510503
	2000.04-2006.05	-	Bus Engine M111.984	Center Bearing Support	510503
	2000.04-2006.05	-	Platform/Chassis	Center Bearing Support	510503
316 CDI (115 kW)	2000.04-2006.05	-	Box Engine OM612.981	Center Bearing Support	510503
	2000.04-2006.05	-	Bus Engine OM612.981	Center Bearing Support	510503
	2000.04-2006.05	-	Platform/Chassis Engine OM612.981	Center Bearing Support	510503
316 CDI 4x4 (115 kW)	2002.08-2006.05	-	Box Engine OM612.981	Center Bearing Support	510503
	2002.08-2006.05	-	Bus Engine OM612.981	Center Bearing Support	510503
	2002.08-2006.05	-	Platform/Chassis Engine OM612.981	Center Bearing Support	510503
SPRINTER 4-T (904)					
408 CDI (60 kW)	2000.04-2006.05	-	Box Engine OM611.987	Center Bearing Support	510503
	2000.04-2006.05	-	Platform/Chassis Engine OM611.987	Center Bearing Support	510503
408 D (58 kW)	1996.02-2006.05	-	Box Engine OM601.943	Center Bearing Support	510503
	1996.02-2006.05	-	Platform/Chassis Engine OM601.943	Center Bearing Support	510503
410 D (75 kW)	1996.02-2006.05	-	Box Engine OM602.980	Center Bearing Support	510503
	1996.02-2006.05	-	Platform/Chassis Engine OM602.980	Center Bearing Support	510503
410 D 4x4 (75 kW)	1997.05-2006.05	-	Box Engine OM602.980	Center Bearing Support	510503
	1997.05-2006.05	-	Platform/Chassis Engine OM602.980	Center Bearing Support	510503
411 CDI (80 kW)	2000.04-2006.05	-	Box Engine OM611.981	Center Bearing Support	510503
	2000.04-2006.05	-	Platform/Chassis Engine OM611.981	Center Bearing Support	510503
411 CDI 4x4 (80 kW)	2000.04-2006.05	-	Box Engine OM611.981	Center Bearing Support	510503
	2000.04-2006.05	-	Platform/Chassis Engine OM611.981	Center Bearing Support	510503
412 D (85 kW)	1996.02-2006.05	-	Box Engine OM602.980	Center Bearing Support	510503
	1996.02-2006.05	-	Platform/Chassis Engine OM602.980	Center Bearing Support	510503
412 D (90 kW)	1996.02-2006.05	-	Box Engine OM602.980	Center Bearing Support	510503
	1996.02-2006.05	-	Platform/Chassis Engine OM602.980	Center Bearing Support	510503
412 D 4x4 (85 kW)	1997.05-2006.05	-	Box Engine OM602.980	Center Bearing Support	510503
	1997.05-2006.05	-	Platform/Chassis Engine OM602.980	Center Bearing Support	510503
412 D 4x4 (90 kW)	1997.05-2006.05	-	Box Engine OM602.980	Center Bearing Support	510503
	1997.05-2006.05	-	Platform/Chassis Engine OM602.980	Center Bearing Support	510503
413 CDI (95 kW)	2000.04-2006.05	-	Box Engine OM611.981	Center Bearing Support	510503
	2000.04-2006.05	-	Platform/Chassis Engine OM611.981	Center Bearing Support	510503
413 CDI 4x4 (95 kW)	2000.04-2006.05	-	Box Engine OM611.981	Center Bearing Support	510503
	2000.04-2006.05	-	Platform/Chassis Engine OM611.981	Center Bearing Support	510503
414 (105 kW)	1996.02-2006.05	-	Box Engine M111.979	Center Bearing Support	510503
	1996.02-2006.05	-	Platform/Chassis Engine M111.979	Center Bearing Support	510503
416 CDI (115 kW)	2000.04-2006.05	-	Box Engine OM612.981	Center Bearing Support	510503
	2000.04-2006.05	-	Platform/Chassis Engine OM612.981	Center Bearing Support	510503
416 CDI 4x4 (115 kW)	2000.04-2006.05	-	Box Engine OM612.981	Center Bearing Support	510503
	2000.04-2006.05	-	Platform/Chassis Engine OM612.981	Center Bearing Support	510503
T1 (601)					
207 D 2.4 (53 kW)	1982.07-1990.01	-	Bus	Center Bearing Support Kit	518419S
208 D 2.3 (58 kW)	1988.11-1996.02	-	Platform/Chassis Engine OM601.940	Center Bearing Support Kit	518419S
T1 (602)					
307 D 2.4 (48 kW)	1977.04-1983.01	-	Platform/Chassis Engine OM616.937	Center Bearing Support Kit	518419S
307 D 2.4 (53 kW)	1982.06-1990.01	-	Platform/Chassis Engine OM616.937/OM616.939	Center Bearing Support Kit	518419S
MITSUBISHI					



  YEAR	FITTING POSITON	REMARKS	PRODUCT	GSP Ref.
MITSUBISHI				
-	-	-	Center Bearing Support	511846
3000 GT (Z16A) 3.0i24V4WD(210kW)	1992.06-1999.08	-	Coupe Engine 6G72(DOHC24V)	Center Bearing Support 514786
AIRTREK (CU_)	2001-2005	-	-	Center Bearing Support 514796
-	2001-2005	-	-	Center Bearing Support 514821
ASX (GA_)	2010-	Rear	-	Center Bearing Support Kit 514800S
CHARIOT/SPACE WAGON GRANDIS (N84W,N94W)	1997-2003	-	-	Center Bearing Support 514820
CH-ENGER (K90)				
2.5TD(73kW)	1998.11-	-	Closed Off-Road Vehicle Engine 4D56T	Center Bearing Support 513580
2.5TD(85kW)	2000.02-2007.06	-	Closed Off-Road Vehicle Engine 4D56T	Center Bearing Support 513580
2.5TD(98kW)	2003.08-	-	Closed Off-Road Vehicle Engine 4D56T	Center Bearing Support 513580
3.0V6(125kW)	2001.10-2005.03	-	Closed Off-Road Vehicle Engine 6G72(SOHC24V)	Center Bearing Support 513580
3.0V6(130kW)	1998.11-	-	Closed Off-Road Vehicle Engine 6G72(SOHC24V)	Center Bearing Support 513580
ECLIPSE (D2_A)				
2.0i16V4WD(110kW)	1991.04-1995.11	-	Coupe Engine 4G63	Center Bearing Support 514786
GALANT IV (E3_A)				
2.04WD(80kW)	1989.04-1992.10	-	Hatchback Engine 4G63(SOHC8V)	Center Bearing Support 514786
2.0GTi16V4WD(106kW)	1988.06-1992.10	-	Saloon Engine 4G63	Center Bearing Support 514786
2.0GTi16V4WDCAT(110kW)	1991.09-1992.10	-	Saloon Engine 4G63	Center Bearing Support 514786
2.0GTi16V4x4(106kW)	1989.07-1992.12	-	Hatchback Engine 4G63	Center Bearing Support 514786
GALANT V (E5_A, E7_A, E8_A)				
2.0GLSi4WD(101kW)	1992.11-1996.08	-	Hatchback Engine 4G63(SOHC8V)	Center Bearing Support 514786
-	1992.11-1996.08	-	Saloon Engine 4G63(SOHC8V)	Center Bearing Support 514786
K14	-	-	-	Center Bearing Support 513581
L 200 (K3_T, K2_T, K1_T, K0_T)				
2.5 D (51 kW)	1986.11-1996.10	-	Pickup Engine 4D56(8V)	Center Bearing Support 513580
2.5 D 4WD (51 kW)	1987.12-1993.05	-	Pickup Engine 4D56(8V)	Center Bearing Support 513580
-	1987.12-1993.05	-	Pickup Engine 4D56(8V)	Center Bearing Support 513582
2.5 TD 4WD (64 kW)	1992.11-1996.08	-	Pickup Engine 4D56T	Center Bearing Support 513580
-	1992.11-1996.08	-	Pickup Engine 4D56T	Center Bearing Support 513582
2.6 4WD (76 kW)	1989.11-1995.05	-	Pickup Engine G54B	Center Bearing Support 513580
L 200 (K7_T, K6_T)				
2.0 (90 kW)	1996.06-2007.12	-	Pickup Engine 4G63(SOHC8V)	Center Bearing Support 513580
2.4 4WD (97 kW)	1996.06-2007.12	-	Pickup Engine 4G64(SOHC16V)	Center Bearing Support 513580
2.5 D (55 kW)	1996.06-2007.12	-	Pickup Engine 4D56(8V)	Center Bearing Support 513580
2.5 TD 4WD (73 kW)	1996.06-2007.12	-	Pickup Engine 4D56TD	Center Bearing Support 514819
L 400 (PD_W, PC_W, PB_V, PA_W, PA_V)				
2500 TD (64 kW)	1996.09-2005.06	-	Box Engine 4D56T	Center Bearing Support 514794
L 400/SPACE GEAR (PD_W, PC_W, PA_V, PB_V)				
2.016V(85kW)	1995.05-2000.05	-	MPV Engine 4G63	Center Bearing Support 514794
2500TD(64kW)	1995.05-2005.06	-	Bus Engine 4D56T	Center Bearing Support 514794
L200 (K6_,K7_)	1996-2007	-	-	Center Bearing Support 514818
L200 (KA4T)	2005-	-	-	Center Bearing Support 514797
L200 (KB4T)	2005-	-	-	Center Bearing Support 514797
-4WD	2005-	-	-	Center Bearing Support 514797
L200 D	-	-	-	Center Bearing Support 513581
L200 SPORTERO (KA9T)	2005-	-	-	Center Bearing Support 514797
L200 SPORTERO (KB9T)	2005-	-	-	Center Bearing Support 514797
-4WD	2005-	-	-	Center Bearing Support 514797



 YEAR	 YEAR	FITTING POSITION	REMARKS	PRODUCT	GSP Ref.
MITSUBISHI					
MIGHTY MAX					
-	1987-1989	-	-	Center Bearing Support	518870
-	1993-1994	-	-	Center Bearing Support	518870
L4-2.0L	1983-1989	CENTER	-	Center Bearing Support	513583
L4-2.3L	1983-1985	CENTER	-	Center Bearing Support	513583
L4-2.4L	1990-1996	CENTER	-	Center Bearing Support	513583
L4-2.6L	1983-1989	CENTER	-	Center Bearing Support	513583
OUTLANDER (CU_)					
-	2002-2006	-	-	Center Bearing Support	514796
-	2002-2006	-	-	Center Bearing Support	514821
OUTLANDER (CW_)					
-	2006-2012	Rear	-	Center Bearing Support Kit	514800S
PAJERO/SHOGUN (L04_G, L14_G)					
2.5 TD (70 kW)	1989.11-1990.11	-	Closed Off-Road Vehicle Engine 4D56T	Center Bearing Support	513580
2.5TD(64kW)	1990.01-1991.12	-	Closed Off-Road Vehicle Engine 4D56T	Center Bearing Support	513580
3.0V6(104kW)	1988.11-1990.11	-	Closed Off-Road Vehicle Engine 6G72(SOHC12V)	Center Bearing Support	513580
PAJERO/SHOGUN (V2_W, V4_W)					
1.8GD(96kW)	1998.06-2000.04	-	Open Off-Road Vehicle Engine 4G93	Center Bearing Support	513580
2.4(82kW)	1991.04-2000.04	-	Open Off-Road Vehicle Engine 4G64(12V)	Center Bearing Support	513580
2.5TD4WD(73kW)	1990.12-2000.04	-	Open Off-Road Vehicle Engine 4D56TD	Center Bearing Support	513580
3.0V6(110kW)	1990.12-1995.12	-	Open Off-Road Vehicle Engine 6G72(SOHC12V)	Center Bearing Support	513580
3.0V624V(133kW)	1994.06-2000.04	-	Open Off-Road Vehicle Engine 6G72(SOHC24V)	Center Bearing Support	513580
PAJERO/SHOGUN II (L04_G)					
2.3TD(62kW)	1982.12-1986.04	-	Open Off-Road Vehicle Engine 4D55T	Center Bearing Support	513580
2.5 TD (62 kW)	1986.05-1989.10	-	Open Off-Road Vehicle Engine 4D56T	Center Bearing Support	513580
2.5 TD (70 kW)	1989.11-1990.11	-	Open Off-Road Vehicle Engine 4D56T	Center Bearing Support	513580
2.6(76kW)	1983.01-1990.11	-	Open Off-Road Vehicle Engine 4G54	Center Bearing Support	513580
PAJERO/SHOGUN II (V3_W, V2_W, V4_W)					
2.4(82kW)	1991.04-1999.10	-	Closed Off-Road Vehicle Engine 4G64(12V)	Center Bearing Support	513580
2.5TD4WD(73kW)	1990.12-1999.10	-	Closed Off-Road Vehicle Engine 4D56T	Center Bearing Support	513580
2.8TD(92kW)	1994.06-1999.10	-	Closed Off-Road Vehicle Engine 4M40-T	Center Bearing Support	513580
3.0V624V(130kW)	1997.06-1999.10	-	Closed Off-Road Vehicle Engine 6G72(SOHC24V)	Center Bearing Support	513580
3.0V624V(133kW)	1994.06-1997.05	-	Closed Off-Road Vehicle Engine 6G72(SOHC24V)	Center Bearing Support	513580
3.0V64WD(110kW)	1990.12-1995.12	-	Closed Off-Road Vehicle Engine 6G72(SOHC12V)	Center Bearing Support	513580
3.5V624V(143kW)	1997.07-1999.10	-	Closed Off-Road Vehicle Engine 6G74(DOHC-24V)	Center Bearing Support	513580
3.5V624V(153kW)	1994.06-1999.10	-	Closed Off-Road Vehicle Engine 6G74	Center Bearing Support	513580
RVR (N61W,N64W,N64WG,N71W,N73W,N73WG,N74W,N74WG)					
-	1997-2002	-	-	Center Bearing Support	514820
SHOGUN PININ (H6_W, H7_W)					
1.8(84kW)	2001.11-2007.06	-	Closed Off-Road Vehicle Engine 4G93	Center Bearing Support	513580
1.8GD(88kW)	1999.10-2007.06	-	Closed Off-Road Vehicle Engine 4G93	Center Bearing Support	513580
2.0GD(95kW)	2000.10-2007.06	-	Closed Off-Road Vehicle Engine 4G94	Center Bearing Support	513580
SPACE RUNNER (N1_W, N2_W)					
1.84WD(85kW)	1996.06-1999.08	-	MPV Engine 4G93	Center Bearing Support	514786
1.84WD(90kW)	1991.10-1999.08	-	MPV Engine 4G93	Center Bearing Support	514786
SPACE WAGON (N3_W, N4_W)					
1.84WD(90kW)	1991.10-1998.10	-	MPV Engine 4G93	Center Bearing Support	514786
2.04WD(98kW)	1992.10-1998.10	-	MPV Engine 4G63(DOHC16V)	Center Bearing Support	514786
STRADA (K74T)					
-	1997-1999	-	-	Center Bearing Support	514818
NISSAN					
200SX/240SX (S14)					
-	1994-1999	-	-	Center Bearing Support Kit	514791S
720					
-	1980-1985	-	-	Center Bearing Support	513565
AD VAN/WAGON (NY10)					
-4WD	1990-1999	-	-	Center Bearing Support Kit	514791S



	 YEAR	FITTING POSITON	REMARKS	PRODUCT	GSP Ref.
NISSAN					
AD VAN/WINGROAD (NY11)					
-4WD	1999-2004	-	-	Center Bearing Support Kit	514791S
AMB (AE50)					
-	1998-	-	-	Center Bearing Support Kit	514791S
AVENIR (NW11)					
-4WD	1998-2005	-	-	Center Bearing Support Kit	514791S
AVENIR (W10)					
-	1990-1998	-	-	Center Bearing Support Kit	514791S
BLUEBIRD (910)					
1.6(60kW)	1980.01-1983.11	-	Saloon Engine L16	Center Bearing Support	511889
1.8(65kW)	1980.01-1983.12	-	Saloon Engine L18S	Center Bearing Support	511889
1.8(66kW)	1980.01-1984.05	-	Coupe Engine L18T	Center Bearing Support	511889
BLUEBIRD (U13)					
-	1991-1995	-	-	Center Bearing Support Kit	514791S
BLUEBIRD SYLPHY (NG10)					
-4WD	2000-2005	-	-	Center Bearing Support Kit	514791S
CEDRIC/GLORIA (_Y31 _)					
-	1993-2002	-	-	Center Bearing Support Kit	514791S
CREW (_K30)					
-	1995-2002	-	-	Center Bearing Support Kit	514791S
CUBE (Z10)					
-	1998-2002	-	-	Center Bearing Support Kit	514791S
DATSUN (D22)					
-	1997-2002	Centre	-	Center Bearing Support Kit	511891S
DUALIS (J10) (JAPAN)					
-	2007-	-	-	Center Bearing Support Kit	514791S
ELGRAND (E50)					
-	1997-2002	-	-	Center Bearing Support Kit	514791S
ELGRAND (E51)					
-	2002-2010	-	-	Center Bearing Support Kit	514791S
EXPERT (VW11)					
-	1999-2006	-	-	Center Bearing Support Kit	514791S
HARDBODY (D22S)					
-	2006-	-	-	Center Bearing Support Kit	514791S
-	2006-	Centre	-	Center Bearing Support Kit	511891S
KING CAB (D21)					
-	1985-1998	Centre	-	Center Bearing Support Kit	511891S
KING CAB (D22)					
-	1998-	-	-	Center Bearing Support Kit	514791S
-	1998-	Centre	-	Center Bearing Support Kit	511891S
KING CAB (LCD22)					
-	2008-	-	-	Center Bearing Support Kit	514791S
LARGO (W30)					
-	1993-1999	-	-	Center Bearing Support Kit	514790S
LAUREL (_C34)					
-	1993-1997	-	-	Center Bearing Support Kit	514791S
LAUREL (_C35)					
-	1997-2002	-	-	Center Bearing Support Kit	514791S
LEOPARD (F31)					
-	1986-1992	-	-	Center Bearing Support Kit	514791S
MICRA/MARCH (K11)					
-	1992-2002	-	-	Center Bearing Support Kit	514791S
NP300 PICKUP (D22X)					
-	2008-	-	-	Center Bearing Support Kit	514791S
NP300 SAF MADE (D22SS)					
-	2010-	-	-	Center Bearing Support Kit	514791S
PICK UP (720)					
1.8(59kW)	1983.01-1986.03	-	Pickup Engine L18	Center Bearing Support	513307



	 YEAR	FITTING POSITON	REMARKS	PRODUCT	GSP Ref.
NISSAN					
PICK UP (720)					
2.3D(51kW)	1983.04-1986.03	-	Pickup Engine SD23	Center Bearing Support	513307
2.5D4WD(53kW)	1983.04-1986.03	-	Pickup Engine SD25	Center Bearing Support	511891
PICK UP (D21)					
2.0 (64 kW)	1985.09-1988.07	-	Pickup Engine Z20	Center Bearing Support	511889
2.0 (66 kW)	1988.09-1991.08	-	Pickup Engine Z20	Center Bearing Support	511889
2.4i12V4WD(93kW)	1992.04-1998.02	-	Pickup Engine KA24E	Center Bearing Support	511891
2.5 D (55 kW)	1987.09-1998.02	-	Pickup Engine TD25	Center Bearing Support	511889
2.5 D (61 kW)	1996.03-1998.02	-	Pickup Engine TD25	Center Bearing Support	511889
2.5D4WD(59kW)	1987.08-1998.02	-	Pickup Engine TD25	Center Bearing Support	511897
2.5D4WD(61kW)	1996.03-1998.02	-	Pickup Engine TD25	Center Bearing Support	511897
PICK UP (D22)					
2.5 D (61 kW)	1998.02-	-	Pickup Engine TD25	Center Bearing Support	511889
2.5 Di (98 kW)	2002.03-	-	Pickup Engine YD25DDTi	Center Bearing Support	511889
	2002.03-	-	Pickup Engine YD25DDTi	Center Bearing Support	511891
2.5 Di 4WD (98 kW)	2002.03-	-	Pickup Engine YD25DDTi	Center Bearing Support	511889
	2002.03-	-	Pickup Engine YD25DDTi	Center Bearing Support	511891
2.5 TD 4WD (76 kW)	1998.05-	-	Pickup Engine TD25Ti	Center Bearing Support	511891
2.5D4WD(61kW)	1998.02-	-	Pickup Engine TD25	Center Bearing Support	511889
PRAIRIE (M12)					
-	1998-2004	-	-	Center Bearing Support Kit	514791S
PRIMERA (NP10)					
-4WD	1990-1996	-	-	Center Bearing Support Kit	514791S
PRIMERA (NP11)					
-4WD	1996-2001	-	-	Center Bearing Support Kit	514791S
PRIMERA WAGON (W11)					
-	1996-2001	-	-	Center Bearing Support Kit	514791S
PULSAR (N15)					
-	1995-2000	-	-	Center Bearing Support Kit	514791S
QASHQAI (J10F)					
-	2006-	-	-	Center Bearing Support Kit	514791S
-4WD	2006-	-	-	Center Bearing Support Kit	514791S
RASHEEN (RB14)					
-	1994-2000	-	-	Center Bearing Support Kit	514791S
R-NESSA (N30)					
-	1997-2001	-	-	Center Bearing Support Kit	514791S
SILVIA (S15)					
-	1999-2002	-	-	Center Bearing Support Kit	514791S
SKYLINE (R33)					
-	1994-1998	-	-	Center Bearing Support Kit	514791S
STAGEA (WC34)					
-	1996-2001	-	-	Center Bearing Support Kit	514791S
SUNNY (B15)					
-	1998-2004	-	-	Center Bearing Support Kit	514791S
TERRANO III/PATHFINDER (R50)					
-	1995-2003	-	-	Center Bearing Support Kit	514791S
TRUCK (D21)					
-	1992-	Centre	-	Center Bearing Support Kit	511891S
TRUCK (D22)					
-	1997-	-	-	Center Bearing Support Kit	514791S
	1997-	Centre	-	Center Bearing Support Kit	511891S
XTERRA (WD22)					
-	1999-2004	-	-	Center Bearing Support Kit	514791S
X-TRAIL (T31)					
-	2007-	-	-	Center Bearing Support Kit	514791S
X-TRAIL RUSMAKE (T31R)					
-	2009-	-	-	Center Bearing Support Kit	514791S



	 YEAR	FITTING POSITON	REMARKS	PRODUCT	GSP Ref.
OLDSMOBILE					
BRAVADA					
-	1991-1994	-	-	Center Bearing Support	518870
-	1996-2001	-	-	Center Bearing Support	518870
SILHOUETTE					
-	1990-1994	-	-	Center Bearing Support	518870
OPEL					
ANTARA					
-	2006-	-	-	Center Bearing Support	514802
OMEGA A (16_, 17_, 19_)					
1.8(65kW)	1987.09-1994.03	-	Saloon Engine E18NVR	Center Bearing Support	510853
1.8(85kW)	1986.09-1994.03	-	Saloon Engine 18SEH	Center Bearing Support	510853
1.8N(60kW)	1986.09-1987.08	-	Saloon Engine 18NV	Center Bearing Support	510853
1.8S(66kW)	1986.09-1994.03	-	Saloon Engine 18SV	Center Bearing Support	510853
2.0(90kW)	1986.09-1994.03	-	Saloon Engine 20SE	Center Bearing Support	510853
2.0i(85kW)	1986.09-1994.03	-	Saloon Engine C20NE	Center Bearing Support	510853
2.3D(54kW)	1986.10-1994.03	-	Saloon Engine 23YD	Center Bearing Support	510853
2.3TD(66kW)	1986.10-1988.08	-	Saloon Engine 23YDT	Center Bearing Support	510853
2.3TDInterc.(74kW)	1988.08-1994.03	-	Saloon Engine 23DTR	Center Bearing Support	510853
2.4i(92kW)	1988.09-1994.03	-	Saloon Engine C24NE	Center Bearing Support	510853
2.6i(110kW)	1990.09-1994.03	-	Saloon Engine C26NE	Center Bearing Support	510853
3.0(115kW)	1987.03-1987.12	-	Saloon Engine C30LE	Center Bearing Support	510853
3.0(130kW)	1987.03-1990.09	-	Saloon Engine 30NE	Center Bearing Support	510853
	1988.03-1994.03	-	Saloon Engine C30NE	Center Bearing Support	510853
3.024V(147kW)	1989.09-1994.03	-	Saloon Engine C30SEJ	Center Bearing Support	510853
3.024V(150kW)	1989.09-1994.03	-	Saloon Engine C30SE	Center Bearing Support	510853
3.624V Lotus(277kW)	1990.08-1992.09	-	Saloon Engine C36GET	Center Bearing Support	510853
OMEGA A (66_, 67_)					
1.8(65kW)	1987.09-1994.03	-	Estate Engine E18NVR	Center Bearing Support	510853
1.8(85kW)	1986.09-1994.03	-	Estate Engine 18SEH	Center Bearing Support	510853
1.8N(60kW)	1986.09-1987.08	-	Estate Engine 18NV	Center Bearing Support	510853
1.8S(66kW)	1986.09-1994.03	-	Estate Engine 18SV	Center Bearing Support	510853
2.0(90kW)	1986.09-1994.03	-	Estate Engine 20SE	Center Bearing Support	510853
2.0i(85kW)	1986.09-1994.03	-	Estate Engine C20NE	Center Bearing Support	510853
2.3D(54kW)	1986.09-1994.03	-	Estate Engine 23YD	Center Bearing Support	510853
2.3TD(66kW)	1986.09-1988.08	-	Estate Engine 23YDT	Center Bearing Support	510853
2.3TDInterc.(74kW)	1988.09-1994.03	-	Estate Engine 23DTR	Center Bearing Support	510853
2.4i(92kW)	1988.09-1994.03	-	Estate Engine C24NE	Center Bearing Support	510853
2.6i(110kW)	1990.09-1994.03	-	Estate Engine C26NE	Center Bearing Support	510853
3.0(115kW)	1987.03-1994.03	-	Estate Engine C30LE	Center Bearing Support	510853
3.0(130kW)	1987.03-1990.09	-	Estate Engine 30NE	Center Bearing Support	510853
3.024V(147kW)	1989.09-1994.03	-	Estate Engine C30SEJ	Center Bearing Support	510853
3.024VOmega3000(150kW)	1988.09-1994.04	-	Estate Engine C30SE	Center Bearing Support	510853
3.0CAT(130kW)	1987.03-1994.03	-	Estate Engine C30NE	Center Bearing Support	510853
OMEGA B (21_, 22_, 23_)					
2.0 (85 kW)	1994.03-1999.09	-	Estate Engine X20SE	Center Bearing Support	512464
2.0 16V (100 kW)	1994.03-1999.09	-	Estate Engine X20XEV	Center Bearing Support	512464
2.0 DTi 16V (74 kW)	1997.09-2000.09	-	Estate Engine X20DTH	Center Bearing Support	512464
2.2 16V (106 kW)	1999.09-2003.07	-	Estate Engine Y22XE/Z22XE	Center Bearing Support	512464
2.2DTi16V(88kW)	2000.09-2003.07	-	Estate Engine Y22DTH	Center Bearing Support	512464
2.5 DTi (110 kW)	2001.09-2003.07	-	Estate Engine Y25DT	Center Bearing Support	512464
2.5 TD (96 kW)	1994.04-2001.07	-	Estate Engine 25DT/X25DT/X25TD	Center Bearing Support	512464
2.5 V6 (125 kW)	1994.03-2000.09	-	Estate Engine X25XE	Center Bearing Support	512464
2.6V6(132kW)	2000.09-2003.07	-	Estate Engine Y26SE	Center Bearing Support	512464
3.0 V6 (155 kW)	1994.04-2001.02	-	Estate Engine X30XE	Center Bearing Support	512464
3.2V6(160kW)	2001.02-2003.07	-	Estate Engine Y32SE	Center Bearing Support	512464
OMEGA B (25_, 26_, 27_)					
2.0 (85 kW)	1994.03-1999.09	-	Saloon Engine X20SE	Center Bearing Support	512464



	 YEAR	FITTING POSITION	REMARKS	PRODUCT	GSP Ref.
OPEL					
OMEGA B (25_, 26_, 27_)					
2.0 16V (100 kW)	1994.03-1999.09	-	Saloon Engine X20XE	Center Bearing Support	512464
2.0 DTi 16V (74 kW)	1997.09-2000.09	-	Saloon Engine X20DTH	Center Bearing Support	512464
2.2 16V (106 kW)	1999.09-2003.07	-	Saloon Engine Y22XE/Z22XE	Center Bearing Support	512464
2.2DTi16V(88kW)	2000.09-2003.07	-	Saloon Engine Y22DTH	Center Bearing Support	512464
2.5 DTi (110 kW)	2001.09-2003.07	-	Saloon Engine Y25DT	Center Bearing Support	512464
2.5 TD (96 kW)	1994.04-2003.07	-	Saloon Engine 25DT/X25DT/X25TD	Center Bearing Support	512464
2.5 V6 (125 kW)	1994.03-2000.09	-	Saloon Engine X25XE	Center Bearing Support	512464
2.6V6(132kW)	2000.09-2003.07	-	Saloon Engine Y26SE	Center Bearing Support	512464
3.0 V6 (155 kW)	1994.04-2001.02	-	Saloon Engine X30XE	Center Bearing Support	512464
3.2V6(160kW)	2001.02-2003.07	-	Saloon Engine Y32SE	Center Bearing Support	512464
SENATOR B (29_)					
2.5i(103kW)	1990.09-1993.09	-	Saloon Engine 25NE	Center Bearing Support	510853
2.6i(110kW)	1990.09-1993.09	-	Saloon Engine C26NE	Center Bearing Support	510853
3.0(130kW)	1988.01-1990.09	-	Saloon Engine 30NE	Center Bearing Support	510853
3.024V(150kW)	1989.09-1993.09	-	Saloon Engine C30SE	Center Bearing Support	510853
3.0iCAT(130kW)	1988.01-1993.09	-	Saloon Engine C30NE	Center Bearing Support	510853
PEUGEOT					
104					
0.9(33kW)	1979.10-1983.10	-	Hatchback Engine 108(XV5)	Joint,Propeller Shaft	510709
1.0(32kW)	1983.09-1988.06	-	Hatchback Engine 108C(XV8)	Joint,Propeller Shaft	510709
106 (1A, 1C)					
1.0 (33 kW)	1991.09-1996.04	-	Hatchback Engine CDY(TU9M)/TU9	Joint,Propeller Shaft	510709
1.1 (44 kW)	1991.09-1996.04	-	Hatchback Engine HDZ(TU1M)	Joint,Propeller Shaft	510709
1.4 (55 kW)	1991.09-1996.04	-	Hatchback Engine KDX(TU3MC)/KDY(TU3M)	Joint,Propeller Shaft	510709
1.4 (69 kW)	1991.09-1996.04	-	Hatchback Engine KFZ(TU3J2/Z)	Joint,Propeller Shaft	510709
304 BREAK (_04D_)					
1.1(43kW)	1976.10-1980.10	-	Estate Engine XK5	Joint,Propeller Shaft	510709
305 (581A)					
1.3(44kW)	1977.11-1982.09	-	Saloon Engine 118(XL5)	Joint,Propeller Shaft	510709
1.5Diesel(36kW)	1977.11-1982.09	-	Saloon Engine 149(XID)	Joint,Propeller Shaft	510709
305 (581D)					
1.3(44kW)	1980.08-1982.09	-	Estate Engine 118(XL5)	Joint,Propeller Shaft	510709
1.5Diesel(36kW)	1980.08-1982.09	-	Estate Engine 149(XID)	Joint,Propeller Shaft	510709
305 II (581E)					
1.3(44kW)	1982.10-1986.08	-	Estate Engine 118(XL5)	Joint,Propeller Shaft	510709
1.6 (55 kW)	1986.02-1988.12	-	Estate Engine B1A(XU51C)	Joint,Propeller Shaft	510709
1.6 (66 kW)	1984.07-1987.12	-	Estate Engine 171(XU5S)	Joint,Propeller Shaft	510709
1.6 (71 kW)	1983.09-1984.06	-	Estate Engine 171(XU5S)	Joint,Propeller Shaft	510709
1.6(54kW)	1986.11-1988.12	-	Estate Engine BAZ(XU5CP)	Joint,Propeller Shaft	510709
1.9 Diesel (47 kW)	1982.10-1988.12	-	Estate Engine 162(XUD9)/D9A(XUD9)	Joint,Propeller Shaft	510709
1.9 Diesel (48 kW)	1982.10-1988.12	-	Estate Engine 162(XUD9)	Joint,Propeller Shaft	510709
305 II (581M)					
1.3(44kW)	1982.10-1985.08	-	Saloon Engine 118(XL5)	Joint,Propeller Shaft	510709
1.6 (55 kW)	1982.10-1988.07	-	Saloon Engine B1A(XU51C)	Joint,Propeller Shaft	510709
1.6 (66 kW)	1984.07-1987.08	-	Saloon Engine 171(XU5S)	Joint,Propeller Shaft	510709
1.6 (69 kW)	1982.10-1988.06	-	Saloon Engine 171(XU5S)	Joint,Propeller Shaft	510709
1.6(54kW)	1986.11-1988.12	-	Saloon Engine BAZ(XU5CP)	Joint,Propeller Shaft	510709
1.6(71kW)	1982.10-1984.06	-	Saloon Engine 171(XU5S)	Joint,Propeller Shaft	510709
1.9 D (47 kW)	1982.10-1988.07	-	Saloon Engine 162(XUD9)/D9A(XUD9)	Joint,Propeller Shaft	510709
1.9 D (48 kW)	1982.10-1988.07	-	Saloon Engine 162(XUD9)	Joint,Propeller Shaft	510709
4007					
-	2007-	Rear	-	Center Bearing Support Kit	514800S
504 (A_, M_)					
1.8(60kW)	1968.07-1971.02	-	Saloon Engine XM	Joint,Propeller Shaft	510709
505 (551A)					
1.8(55kW)	1981.06-1985.10	-	Saloon Engine 105(XM7)	Joint,Propeller Shaft	510709



 YEAR	 YEAR	FITTING POSITON	REMARKS	PRODUCT	GSP Ref.
PEUGEOT					
604 (561A_)					
2.3TD(59kW)	1979.09-1983.05	-	Saloon Engine 147(XD2S)	Joint,Propeller Shaft	510709
PLYMOUTH					
BREEZE					
2.416V(103kW)	1995.12-2001.04	-	Saloon Engine EDZ	Center Bearing Support	511897
PB100					
-	1980-	-	-	Center Bearing Support	518870
PB150					
-	1981-1982	-	-	Center Bearing Support	518870
PB200					
-	1980-	-	-	Center Bearing Support	518870
PB250					
-	1981-1983	-	-	Center Bearing Support	518870
PB300					
-	1980-	-	-	Center Bearing Support	518870
PB350					
-	1981-1983	-	-	Center Bearing Support	518870
TRAILDUSTER					
-	1980-1981	-	-	Center Bearing Support	518870
PORSCHE					
CAYENNE					
-	2002-2010	-	-	Center Bearing Support	519037
-	2003-	-	-	Center Bearing Support	514781
CAYENNE (955)					
3.2(184kW)	2003.08-	Rear	Closed Off-Road Vehicle Engine M02.2Y	Joint,Propeller Shaft	517957
4.5Turbo(331kW)	2002.09-	Rear	Closed Off-Road Vehicle Engine M48.50	Joint,Propeller Shaft	517957
S4.5(250kW)	2002.09-	Rear	Closed Off-Road Vehicle Engine M48.00	Joint,Propeller Shaft	517957
RENAULT					
11 (B/C37_)					
1.1(35kW)	1983.03-1986.06	-	Hatchback Engine C1E715/C1E720	Joint,Propeller Shaft	510709
1.2(40kW)	1984.10-1988.12	-	Hatchback Engine C1G700/C1G710	Joint,Propeller Shaft	510709
1.4(44kW)	1983.03-1988.12	-	Hatchback Engine C1J715/C2J730	Joint,Propeller Shaft	510709
1.4(49kW)	1983.03-1988.12	-	Hatchback Engine C2J720/C2J766/C2J767/C2J768	Joint,Propeller Shaft	510709
1.4(50kW)	1983.03-1985.12	-	Hatchback Engine C2J718/C2J757	Joint,Propeller Shaft	510709
1.4(53kW)	1983.05-1985.12	-	Hatchback Engine C2J717/C2J755	Joint,Propeller Shaft	510709
1.4Turbo(77kW)	1984.04-1986.12	-	Hatchback Engine C1J760/C1J764	Joint,Propeller Shaft	510709
1.4Turbo(85kW)	1986.10-1988.12	-	Hatchback Engine C1J770/C1J782	Joint,Propeller Shaft	510709
1.6D(40kW)	1983.08-1988.12	-	Hatchback Engine F8M700/F8M720/F8M730	Joint,Propeller Shaft	510709
1.7(54kW)	1986.10-1988.12	-	Hatchback Engine F2N730	Joint,Propeller Shaft	510709
1.7(55kW)	1984.10-1988.12	-	Hatchback Engine F3N718	Joint,Propeller Shaft	510709
1.7(59kW)	1983.10-1987.12	-	Hatchback Engine F2N700/F2N704	Joint,Propeller Shaft	510709
1.7(64kW)	1987.06-1988.12	-	Hatchback Engine F2N732/F2N742	Joint,Propeller Shaft	510709
1.7(65kW)	1986.10-1988.12	-	Hatchback Engine F2N708/F2N710/F2N798	Joint,Propeller Shaft	510709
1.7(69kW)	1987.06-1988.12	-	Hatchback Engine F3N708	Joint,Propeller Shaft	510709
18 (134_)					
1.4(47kW)	1978.04-1986.07	-	Saloon Engine 847720/847722	Joint,Propeller Shaft	510709
1.6 TS (71 kW)	1982.05-1986.07	-	Saloon Engine A6M725/A6M726	Joint,Propeller Shaft	510709
1.6 Turbo (80 kW)	1980.10-1982.09	-	Saloon Engine 807727	Joint,Propeller Shaft	510709
1.6 Turbo (92 kW)	1982.10-1986.07	-	Saloon Engine A5L717/A5L718	Joint,Propeller Shaft	510709
1.6(54kW)	1982.04-1986.07	-	Saloon Engine 841717/A2M723	Joint,Propeller Shaft	510709
1.6(58kW)	1978.04-1982.09	-	Saloon Engine 841725/841726	Joint,Propeller Shaft	510709
2.0 (77 kW)	1982.05-1986.07	-	Saloon Engine J6R716	Joint,Propeller Shaft	510709
2.1 Diesel (49 kW)	1981.11-1986.07	-	Saloon Engine 852710/J8S711	Joint,Propeller Shaft	510709
2.1 TD (65 kW)	1981.11-1986.07	-	Saloon Engine J8S712	Joint,Propeller Shaft	510709
2.2 i (76 kW)	1984.06-1986.07	-	Saloon Engine J7T718	Joint,Propeller Shaft	510709



  YEAR	FITTING POSITON	REMARKS	PRODUCT	GSP Ref.
RENAULT				
18 VARIABLE (135_)				
1.4(47kW)	1979.05-1986.07	-	Estate Engine 847720/847722	Joint,Propeller Shaft 510709
1.6(54kW)	1982.01-1986.07	-	Estate Engine 841717/A2M723	Joint,Propeller Shaft 510709
1.6(58kW)	1979.05-1982.09	-	Estate Engine 841725/841726	Joint,Propeller Shaft 510709
1.64x4(54kW)	1983.01-1986.07	-	Estate Engine 841717/A2M723	Joint,Propeller Shaft 510709
1.6TS(71kW)	1982.05-1986.07	-	Estate Engine A6M725/A6M726	Joint,Propeller Shaft 510709
1.6Turbo(92kW)	1982.10-1986.07	-	Estate Engine A5L717/A5L718	Joint,Propeller Shaft 510709
2.0(77kW)	1981.10-1986.07	-	Estate Engine J6R716	Joint,Propeller Shaft 510709
2.04x4(76kW)	1983.05-1986.12	-	Estate Engine J6R714/J6R716	Joint,Propeller Shaft 510709
2.1Diesel(49kW)	1980.11-1986.07	-	Estate Engine 852710/J8S711	Joint,Propeller Shaft 510709
20 (127_)				
2.0(76kW)	1980.10-1983.12	-	Hatchback Engine 829702/829703	Joint,Propeller Shaft 510709
2.0(80kW)	1977.10-1980.10	-	Hatchback Engine 829700/829701/829.01	Joint,Propeller Shaft 510709
2.1Diesel(47kW)	1980.10-1983.12	-	Hatchback Engine 852	Joint,Propeller Shaft 510709
2.1TD(63kW)	1982.01-1983.12	-	Hatchback Engine J8S702	Joint,Propeller Shaft 510709
2.2(85kW)	1980.10-1983.12	-	Hatchback Engine 851700	Joint,Propeller Shaft 510709
21 (L48_)				
2.0 4x4 (99 kW)	1989.12-1994.02	-	Saloon Engine J7R740	Center Bearing Support 512093
25 (B29_)				
2.0 (74 kW)	1984.04-1992.12	-	Hatchback Engine J6R760/J6R762/J6R706	Joint,Propeller Shaft 510709
2.0 12V (103 kW)	1988.06-1993.12	-	Hatchback Engine J7R720/J7R721	Joint,Propeller Shaft 510709
2.0 12V (99 kW)	1989.06-1992.12	-	Hatchback Engine J7R726	Joint,Propeller Shaft 510709
2.1 Diesel (46 kW)	1984.04-1989.05	-	Hatchback Engine J8S706	Joint,Propeller Shaft 510709
2.1 Diesel (51 kW)	1989.06-1992.12	-	Hatchback Engine J8S736	Joint,Propeller Shaft 510709
2.1 Turbo-D (63 kW)	1984.04-1992.12	-	Hatchback Engine J8S708/J8S738	Joint,Propeller Shaft 510709
2.2 (76 kW)	1985.11-1989.03	-	Hatchback	Joint,Propeller Shaft 510709
2.2 (79 kW)	1986.09-1992.12	-	Hatchback Engine J7T733/J7T708/J7T732	Joint,Propeller Shaft 510709
2.2 (89 kW)	1984.04-1989.12	-	Hatchback Engine J7T706/J7T707/J7T714/J7T715	Joint,Propeller Shaft 510709
2.2 (91 kW)	1984.04-1989.12	-	Hatchback Engine J7T730/J7T731	Joint,Propeller Shaft 510709
2.4 V6 Turbo (133 kW)	1984.10-1990.05	-	Hatchback Engine Z7U702	Joint,Propeller Shaft 510709
2.5 V6 Turbo (151 kW)	1990.01-1992.12	-	Hatchback Engine Z7U700	Joint,Propeller Shaft 510709
2.7 V6 Injection (104 kW)	1984.04-1989.08	-	Hatchback Engine Z7V708/Z7V709/Z7V711	Joint,Propeller Shaft 510709
2.8 V6 (115 kW)	1987.06-1990.02	-	Hatchback Engine Z7W700	Joint,Propeller Shaft 510709
2.8 V6 Injection (110 kW)	1987.06-1992.12	-	Hatchback Engine Z7W706/Z7W707/Z7W709	Joint,Propeller Shaft 510709
2.8V6injection(100kW)	1986.06-1988.02	-	Hatchback Engine Z7W702	Joint,Propeller Shaft 510709
4 (112_)				
0.8 (19 kW)	1962.10-1983.09	-	Estate Engine 800/800705	Joint,Propeller Shaft 510709
0.8 (21 kW)	1983.10-1988.10	-	Estate Engine 800705/B1B707	Joint,Propeller Shaft 510709
0.8 (25 kW)	1971.09-1988.12	-	Estate Engine 80001	Joint,Propeller Shaft 510709
1.1 (25 kW)	1978.06-1990.06	-	Estate Engine 688712/C1E714/C1E719	Joint,Propeller Shaft 510709
4 (R21_ , R23_)				
0.8 (21 kW)	1983.04-1989.07	-	Box Engine 800705/B1B707	Joint,Propeller Shaft 510709
0.8 (25 kW)	1966.09-1988.12	-	Box Engine 80001	Joint,Propeller Shaft 510709
1.1 (25 kW)	1976.10-1989.07	-	Box Engine 688711/688712/C1E714/C1E718	Joint,Propeller Shaft 510709
1.1 (26 kW)	1982.07-1989.05	-	Box Engine C1E718/C1E719	Joint,Propeller Shaft 510709
5 (122_)				
0.8 (27 kW)	1982.01-1984.12	-	Hatchback Engine 800710	Joint,Propeller Shaft 510709
1.0 (32 kW)	1972.01-1985.12	-	Hatchback Engine 689710	Joint,Propeller Shaft 510709
1.1 (33 kW)	1980.09-1985.12	-	Hatchback Engine 688713/C1E726	Joint,Propeller Shaft 510709
1.3 (31 kW)	1976.09-1979.09	-	Hatchback Engine 810726	Joint,Propeller Shaft 510709
1.3 (33 kW)	1979.06-1984.09	-	Hatchback Engine 810719	Joint,Propeller Shaft 510709
1.3 (47 kW)	1975.09-1984.09	-	Hatchback Engine 810725	Joint,Propeller Shaft 510709
1.3 Automatik (40 kW)	1979.06-1984.09	-	Hatchback Engine 810729	Joint,Propeller Shaft 510709
1.4 (46 kW)	1982.01-1985.12	-	Hatchback Engine 847725/C2J713	Joint,Propeller Shaft 510709
1.4 Alpine A5 (68 kW)	1977.09-1981.09	-	Hatchback Engine 840725	Joint,Propeller Shaft 510709
1.4 Alpine Turbo (79 kW)	1981.10-1985.01	-	Hatchback Engine 840726/C6J750	Joint,Propeller Shaft 510709
1.4 Automatik (43 kW)	1982.06-1984.09	-	Hatchback Engine 847712	Joint,Propeller Shaft 510709
1.4 Turbo (118 kW)	1980.06-1985.01	-	Hatchback Engine 840730	Joint,Propeller Shaft 510709



	 YEAR	FITTING POSITON	REMARKS	PRODUCT	GSP Ref.
RENAULT					
6 (118_)					
1.1 (35 kW)	1971.07-1980.04	-	Hatchback Engine 688.10	Joint,Propeller Shaft	510709
9 (L42_)					
1.1(35kW)	1981.09-1987.05	-	Saloon Engine C1E715/C1E720	Joint,Propeller Shaft	510709
1.2(40kW)	1985.09-1988.12	-	Saloon Engine C1G700/C1G710	Joint,Propeller Shaft	510709
1.4(44kW)	1981.12-1988.12	-	Saloon Engine C1J715/C1J792/C1J795/C2J730	Joint,Propeller Shaft	510709
1.4(49kW)	1985.09-1988.12	-	Saloon Engine C2J720/C2J766/C2J767/C2J768	Joint,Propeller Shaft	510709
1.4(53kW)	1981.09-1985.12	-	Saloon Engine C2J717/C2J755	Joint,Propeller Shaft	510709
1.4Automatik(50kW)	1981.09-1985.12	-	Saloon Engine C2J718/C2J757	Joint,Propeller Shaft	510709
1.4Turbo(77kW)	1984.04-1986.12	-	Saloon Engine C1J760/C1J764	Joint,Propeller Shaft	510709
1.4Turbo(85kW)	1986.12-1989.12	-	Saloon Engine C1J760/C1J764	Joint,Propeller Shaft	510709
1.6D(40kW)	1982.10-1988.12	-	Saloon Engine F8M700/F8M720/F8M730	Joint,Propeller Shaft	510709
1.7(54kW)	1986.10-1988.12	-	Saloon Engine F3N718	Joint,Propeller Shaft	510709
1.7(55kW)	1986.10-1988.12	-	Saloon Engine F2N730	Joint,Propeller Shaft	510709
1.7(59kW)	1984.09-1988.12	-	Saloon Engine F2N700/F2N704	Joint,Propeller Shaft	510709
1.7(65kW)	1986.10-1988.12	-	Saloon Engine F2N708/F2N710/F2N798	Joint,Propeller Shaft	510709
1.7(69kW)	1987.06-1988.12	-	Saloon Engine F3N708	Joint,Propeller Shaft	510709
SUPER 5 (B/C40_)					
1.0(30kW)	1984.10-1988.10	-	Hatchback Engine C1C700	Joint,Propeller Shaft	510709
1.1(33kW)	1986.01-1995.03	-	Hatchback Engine C1E750/C1E752/C1E756	Joint,Propeller Shaft	510709
1.1(34kW)	1984.10-1988.10	-	Hatchback Engine C1E750/C1E752/C1E754	Joint,Propeller Shaft	510709
1.4(43kW)	1984.10-1988.06	-	Hatchback Engine C1J768/C1J780	Joint,Propeller Shaft	510709
1.4(44kW)	1987.06-1990.08	-	Hatchback Engine C2J784	Joint,Propeller Shaft	510709
1.4(49kW)	1987.06-1989.07	-	Hatchback Engine C2J782	Joint,Propeller Shaft	510709
1.4(52kW)	1984.10-1989.07	-	Hatchback Engine C2J700	Joint,Propeller Shaft	510709
1.4CAT(43kW)	1985.10-1996.12	-	Hatchback Engine C3J700/C3J702/C3J760	Joint,Propeller Shaft	510709
1.4Turbo(88kW)	1985.04-1990.08	-	Hatchback Engine C1J782/C1J784/C1J788	Joint,Propeller Shaft	510709
1.6D(40kW)	1985.08-1996.12	-	Hatchback Engine F8M720/F8M730	Joint,Propeller Shaft	510709
1.7(54kW)	1986.10-1995.03	-	Hatchback Engine F3N716/F3N717	Joint,Propeller Shaft	510709
1.7(64kW)	1987.06-1995.03	-	Hatchback Engine F2N740/F2N742	Joint,Propeller Shaft	510709
1.7i(69kW)	1986.10-1991.08	-	Hatchback Engine F3N702/F3N722	Joint,Propeller Shaft	510709
SSANG YONG					
ACTYON					
-	2001-2009	-	-	Center Bearing Support	514805
KYRON					
-	2005-2012	-	-	Center Bearing Support	514805
REXTON I					
-	2002-2006	-	-	Center Bearing Support	514805
REXTON II					
-	2006-	-	-	Center Bearing Support	514805
SUBARU					
FORESTER (S10)					
-	1996-2002	-	-	Center Bearing Support	514780
FORESTER (S11)					
-	2001-2007	-	-	Center Bearing Support	514804
LEGACY (B13)					
-	2003-2009	-	-	Center Bearing Support	514803
LEGACY/LEGACY OUTBACK (B13)					
-	2003-2009	-	-	Center Bearing Support	514803
TOYOTA					
4 RUNNER (GRN21_,KZN215,UZN21_)					
-	2002-2009	-	-	Center Bearing Support	513557
4 RUNNER (KZN18_, VZN18_, RZN18_)					
3.0 Turbo-D (92 kW)	1995.11-2002.11	-	Closed Off-Road Vehicle Engine 1KZ-T	Center Bearing Support	512093
4 RUNNER (RN10_, VZN13_, VZN10_, RN13_)					



 YEAR		FITTING POSITON	REMARKS	PRODUCT	GSP Ref.
TOYOTA					
4 RUNNER (RN10_ , VZN13_ , VZN10_ , RN13_)					
2.7 i (112 kW)	1995.11-1996.03	-	Closed Off-Road Vehicle Engine 3RZ-FE	Center Bearing Support	512093
3.0 Turbo-D (92 kW)	1993.10-1996.03	-	Closed Off-Road Vehicle Engine 1KZ-T	Center Bearing Support	512093
3.0 V6 (105 kW)	1990.07-1995.11	-	Closed Off-Road Vehicle Engine 3VZ-E	Center Bearing Support	512093
3.4 i (136 kW)	1995.11-1996.03	-	Closed Off-Road Vehicle Engine 5VZ-FE	Center Bearing Support	512093
4RUNNER					
-	1991-1995	-	-	Center Bearing Support	512087
-	1991-1995	-	-	Center Bearing Support	512087
ALLION ZRT265 4WD					
-	2007-2010	-	-	Center Bearing Support Kit	519036S
ALLION ZZT245 4WD					
-	2001-2007	-	-	Center Bearing Support Kit	519036S
ALTEZZA GITA GXE10					
-	1998-2005	-	-	Center Bearing Support	513040
ALTEZZA GITA GXE15 4WD					
-	1998-2005	-	-	Center Bearing Support	513040
ALTEZZA GITA JCE15 4WD					
-	1998-2005	-	-	Center Bearing Support	513040
ALTEZZA GITA SXE10					
-	1998-2005	-	-	Center Bearing Support	513040
ALTEZZA GXE10					
-	1998-2005	-	-	Center Bearing Support	513040
ALTEZZA GXE15 4WD					
-	1998-2005	-	-	Center Bearing Support	513040
ALTEZZA JCE15 4WD					
-	1998-2005	-	-	Center Bearing Support	513040
ALTEZZA SXE10					
-	1998-2005	-	-	Center Bearing Support	513040
ALTEZZA/ALTEZZA GITA (GXE10,SXE10)					
-	1998-2005	-	-	Center Bearing Support Kit	513040S
ALTEZZA/ALTEZZA GITA (GXE15,JCE15)					
-4WD	1998-2005	-	-	Center Bearing Support Kit	513040S
-	1998-2005	-	-	Joint,Propeller Shaft	517650
ARISTO (JZS147)					
-	1991-1997	-	-	Center Bearing Support	517626
-	1991-1997	-	-	Joint,Propeller Shaft	517650
ARISTO (JZS160,JZS161)					
-	1997-2004	-	-	Center Bearing Support	517627
-	1997-2004	-	-	Joint,Propeller Shaft	517649
AVANZA F601					
-	2003-	-	-	Center Bearing Support	519034
AVANZA F602					
-	2003-	-	-	Center Bearing Support	519034
AVENSIS AZT255 4WD					
-	2003-2008	-	-	Center Bearing Support Kit	519036S
BREVIS (JCG10)					
-	2001-2004	-	-	Center Bearing Support Kit	513040S
BREVIS (JCG15)					
-4WD	2001-2004	-	-	Center Bearing Support Kit	513040S
-	2001-2004	-	-	Joint,Propeller Shaft	517650
BREVIS JCG10					
-	2001-2004	-	-	Center Bearing Support	513040
BREVIS JCG15 4WD					
-	2001-2004	-	-	Center Bearing Support	513040
CALDINA (CT196_ ,ET196_ ,CT197_)					
-	1992-2002	-	-	Center Bearing Support	513001
-	1992-2002	-	-	Center Bearing Support	513001
CALDINA (ST195_)					



	 YEAR	FITTING POSITON	REMARKS	PRODUCT	GSP Ref.
TOYOTA					
CALDINA (ST195_)					
-4WD	1992-1997	-	-	Center Bearing Support	513001
	1992-1997	-	-	Center Bearing Support	513001
CALDINA AZT246 4WD					
-	2002-2007	-	-	Center Bearing Support Kit	519036S
CALDINA ST246 4WD					
-	2002-2007	-	-	Center Bearing Support Kit	519036S
CARINA FF (CT195,ST195)					
-4WD	1992-1996	-	-	Center Bearing Support	513001
	1992-1996	-	-	Center Bearing Support	513001
CENTURY (GZG50_)					
-	1997-2005	-	-	Center Bearing Support	517628
	1997-2005	-	-	Joint,Propeller Shaft	517649
COASTER (BB_,BZB_,HZB50,RZB_,TRB_,XZB5_)					
-	1993-	-	-	Center Bearing Support	517684
COASTER (RB2_,BB2_,BB3_,HB3_,FB30,HDB30,HZB30)					
-	1982-1993	-	-	Center Bearing Support	517684
COROLLA (_E11_)					
1.6 16V (81 kW)	2000.02-2001.11	-	Saloon Engine 3ZZ-FE	Joint,Propeller Shaft	512678
COROLLA (AE104,CE104)					
-4WD	1991-2000	-	-	Center Bearing Support	514823
COROLLA (AE109,CE109)					
-4WD	1991-2002	-	-	Center Bearing Support	514823
COROLLA (AE115)					
-4WD	1995-2001	-	-	Center Bearing Support	514823
COROLLA RUNX/-EX (NZE124,ZZE124)					
-4WD	2001-2006	-	-	Center Bearing Support	514824
COROLLA SPACIO (AE115)					
-4WD	1997-2001	-	-	Center Bearing Support	514823
COROLLA SPACIO (ZZE124)					
-4WD	2001-2007	-	-	Center Bearing Support	514824
COROLLA/FIELDER (NZE124)					
-4WD	2000-2006	-	-	Center Bearing Support	514824
COROLLA/MATRIX (NAP) (ZZE134)					
-4WD	2002-2008	-	-	Center Bearing Support	514824
CORONA (CT195,ST195)					
-4WD	1992-1996	-	-	Center Bearing Support	513001
	1992-1996	-	-	Center Bearing Support	513001
CORONA (TT140)					
-	-	-	-	Center Bearing Support	512089
CORONA (TT141)					
-	-	-	-	Center Bearing Support	512089
CROWN (GRS20_,GWS204)					
-	2008-	Centre	-	Center Bearing Support Kit	514813S
CROWN GS131					
-	1988-1995	-	-	Center Bearing Support	513055
CROWN GS151					
-	1995-2001	-	-	Center Bearing Support	513042
CROWN JZS155					
-	1995-2001	-	-	Center Bearing Support	513042
CROWN MAJESTA GS141					
-	1991-1995	-	-	Center Bearing Support	513055
CROWN MAJESTA GS151					
-	1995-2001	-	-	Center Bearing Support	513042
CROWN MAJESTA JZS14#					
-	1991-1995	-	-	Center Bearing Support	513055
CROWN MAJESTA JZS15#					
-	1995-2001	-	-	Center Bearing Support	513042



	 YEAR	FITTING POSITON	REMARKS	PRODUCT	GSP Ref.
TOYOTA					
CROWN MAJESTA JZS153 4WD	1995-2001	-	-	Center Bearing Support	513042
CROWN MAJESTA JZS157 4WD	1995-2001	-	-	Center Bearing Support	513042
CROWN MAJESTA LS141	1991-1995	-	-	Center Bearing Support	513055
CROWN MAJESTA LS151	1995-2001	-	-	Center Bearing Support	513042
CROWN MAJESTA UZS14#	1991-1995	-	-	Center Bearing Support	513055
CROWN MAJESTA UZS143 4WD	1991-1995	-	-	Center Bearing Support	513055
CROWN MAJESTA UZS145 4WD	1991-1995	-	-	Center Bearing Support	513055
CROWN MAJESTA UZS15#	1995-2001	-	-	Center Bearing Support	513042
CROWN MAJESTA UZS155 4WD	1995-2001	-	-	Center Bearing Support	513042
CROWN/CROWN MAJESTA (UZS14_,JZS14_,LS141,GS141)	1991-1995	-	-	Center Bearing Support	517626
	1991-1995	-	-	Joint,Propeller Shaft	517649
CROWN/CROWN MAJESTA (UZS143,UZS145)					
-4WD	1991-1995	-	-	Center Bearing Support	517626
CROWN/CROWN MAJESTA (UZS15_,GS151,JZS15_,LS151)					
-	1995-2001	-	-	Center Bearing Support	517626
	1995-2001	-	-	Joint,Propeller Shaft	517649
CROWN/CROWN MAJESTA (UZS155,JZS153,JZS157)					
-4WD	1995-2001	-	-	Center Bearing Support	517626
CROWN/CROWN MAJESTA (UZS17_GS171,JKS175,JZS17_)					
-	1999-2004	-	-	Center Bearing Support	517627
	1999-2004	-	-	Joint,Propeller Shaft	517649
CROWN/CROWN MAJESTA (UZS173,JZS173,JZS179)					
-4WD	1999-2004	-	-	Center Bearing Support	517627
	1999-2004	-	-	Joint,Propeller Shaft	517649
	1999-2004	-	-	Joint,Propeller Shaft	517650
CROWN/MAJESTA (GRS18_,UZS18_)					
-	2003-2008	Centre	-	Center Bearing Support Kit	514813S
CROWN/MAJESTA (GRS183,GRS181,UZS187)					
-4WD	2003-2008	-	-	Joint,Propeller Shaft	517649
	2003-2008	Centre	-	Center Bearing Support Kit	514813S
DYNA (BU30_,BU34_,WU30_,WU34_,XZU3_)					
-	2002-	-	-	Center Bearing Support	517684
DYNA 200 (BU10_,11_,14_,BU21_,22_,YU210,RZU100)					
-	1995-2003	-	-	Center Bearing Support	517684
DYNA 200 (BU6_,BU7_,BU8_,BU9_)					
-	1988-1997	-	-	Center Bearing Support	517684
DYNA 200/TOYOACE G25 (BU1_,2_,RZU100,RZU140,XZU130,XZU140)					
-	1995-2000	-	-	Center Bearing Support	517684
DYNA BU20					
-	-	-	-	Center Bearing Support	513560
DYNA BU30					
-	-	-	-	Center Bearing Support	513560
DYNA BU60					
-	-	-	-	Center Bearing Support	513561
DYNA BU80					
-	-	-	-	Center Bearing Support	513561
DYNA/TOYOACE (BU3_,BZU3_,RZU3_,XZU3_)					
-	1999-2007	-	-	Center Bearing Support	517684



	 YEAR	FITTING POSITON	REMARKS	PRODUCT	GSP Ref.
TOYOTA					
DYNA/TOYOACE (BU4_, BZU410/XZU3_, XZU4_)	1999-	-	-	Center Bearing Support	517684
DYNA/TOYOACE (BU6_, BU7_, BU8_, BU9_)	1987-1995	-	-	Center Bearing Support	517684
DYNA/TOYOACE (YU6_, YU70, WU75, WU85, WU9_)	1988-1995	-	-	Center Bearing Support	517684
GAIA (ACM15, SXM15)	1998-2004	-	-	Center Bearing Support	513001
-4WD	1998-2004	-	-	Center Bearing Support	513001
HARRIER (ACU15, SXU15, MCU15)	1997-2003	-	-	Center Bearing Support Kit	514789S
-4WD	2003-	-	-	Center Bearing Support Kit	514789S
HIACE III WAGON (LH1_, RZH1_)	1989.08-1995.08	Rear	Bus Engine 2L	Center Bearing Support	513562
HIACE IV (LH1_)	1995.08-2006.08	-	Box Engine 2L-T	Center Bearing Support	512094
2.4 TD 4WD (66 kW)	1995.08-1998.04	-	Bus Engine 2RZ-E	Center Bearing Support	512094
2.4(85kW)	1995.08-2005.02	-	Box Engine 2RZ-E	Center Bearing Support	512094
2.4D(55kW)	1999.07-2006.08	-	Bus Engine 2L	Center Bearing Support	512094
2.4D(58kW)	1995.08-2006.08	-	Box Engine 2L	Center Bearing Support	512094
	1995.08-2006.08	-	Bus Engine 2L	Center Bearing Support	512094
2.4TD(66kW)	1995.08-2006.08	-	Box Engine 2L-T	Center Bearing Support	512094
	1995.08-2006.08	-	Bus Engine 2L-T	Center Bearing Support	512094
2.4TD4WD(66kW)	1995.08-2006.08	-	Bus Engine 2L-T	Center Bearing Support	512094
2.5D-4D(65kW)	2001.11-2006.08	-	Box Engine 2KD-FTV	Center Bearing Support	512094
	2001.11-2006.08	-	Bus Engine 2KD-FTV	Center Bearing Support	512094
2.5D-4D(70kW)	2006.08-	-	Bus Engine 2KD-FTV	Center Bearing Support	512094
	2006.09-	-	Box Engine 2KD-FTV	Center Bearing Support	512094
2.5D-4D(75kW)	2001.11-2006.08	-	Box Engine 2KD-FTV	Center Bearing Support	512094
2.5D-4D(86kW)	2006.08-	-	Bus Engine 2KD-FTV	Center Bearing Support	512094
	2006.09-	-	Box Engine 2KD-FTV	Center Bearing Support	512094
2.5D-4D4WD(75kW)	2001.11-2006.08	-	Box Engine 2KD-FTV	Center Bearing Support	512094
2.5D-4D4WD(86kW)	2006.09-	-	Box Engine 2KD-FTV	Center Bearing Support	512094
	2006.10-	-	Bus Engine 2KD-FTV	Center Bearing Support	512094
2.7(105kW)	1998.04-2001.11	-	Bus Engine 3RZ-FE	Center Bearing Support	512094
	1998.04-2006.08	-	Box Engine 3RZ-FE	Center Bearing Support	512094
HIGHLANDER (ACU25, MCU25, MCU28)	2000-2007	-	-	Center Bearing Support Kit	514789S
-4WD	2005-2007	-	-	Center Bearing Support Kit	514789S
HIGHLANDER HV (MHU28)	2005-2007	-	-	Center Bearing Support Kit	514789S
-4WD	1988-1999	-	-	Center Bearing Support	513557
HILUX (RN106, LN107)	1988-1999	-	-	Center Bearing Support	513557
-	1988-1999	-	-	Center Bearing Support	513557
HILUX (RN85)	1988-1999	-	-	Center Bearing Support	513557
-	1988-1999	-	-	Center Bearing Support	513557
HILUX II (RN6_, RN5_, LN6_, YN6_, YN5_, LN5_)	1988.08-1994.07	-	Pickup Engine 2Y	Center Bearing Support	512093
1.8 (61 kW)	1988.08-1994.07	-	Pickup Engine 2Y	Center Bearing Support	513763
2.0 (65 kW)	1984.01-1986.12	-	Pickup Engine 3Y	Center Bearing Support	512093
	1984.01-1986.12	-	Pickup Engine 3Y	Center Bearing Support	513763
2.2 4WD (69 kW)	1987.01-1989.12	-	Pickup Engine 4Y	Center Bearing Support	512093
	1987.01-1989.12	-	Pickup Engine 4Y	Center Bearing Support	512369
	1987.01-1989.12	-	Pickup Engine 4Y	Center Bearing Support	513763
2.4 D (55 kW)	1998.07-2002.01	-	Pickup Engine 2L	Center Bearing Support	512090
	1998.07-2002.01	-	Pickup Engine 2L	Center Bearing Support	512093
2.4 D (58 kW)	1995.03-2005.07	-	Pickup Engine 2L	Center Bearing Support	512090
	1995.03-2005.07	-	Pickup Engine 2L	Center Bearing Support	512093
	1995.03-2005.07	-	Pickup Engine 2L	Center Bearing Support	513763



	 YEAR	FITTING POSITON	REMARKS	PRODUCT	GSP Ref.
TOYOTA					
HILUX II (RN6_, RN5_, LN6_, YN6_, YN5_, LN5_)					
2.4 D (59 kW)	1992.01-2005.07	-	Pickup Engine 2L	Center Bearing Support	512093
	1992.01-2005.07	-	Pickup Engine 2L	Center Bearing Support	513763
2.4 D 4WD (58 kW)	1994.01-2005.07	-	Pickup Engine 2L	Center Bearing Support	512093
	1994.01-2005.07	-	Pickup Engine 2L	Center Bearing Support	513763
2.4 D 4WD (61 kW)	1988.08-2005.07	-	Pickup Engine 2L	Center Bearing Support	512093
	1988.08-2005.07	-	Pickup Engine 2L	Center Bearing Support	513763
2.4 i 4WD (103 kW)	1997.08-2005.07	-	Pickup Engine 2RZ-FE	Center Bearing Support	513763
2.4 i 4WD (84 kW)	1989.06-2005.07	-	Pickup Engine 22R	Center Bearing Support	512093
	1989.06-2005.07	-	Pickup Engine 22R	Center Bearing Support	513763
	1989.06-2005.07	-	Pickup Engine 22RE	Center Bearing Support	512093
	1989.06-2005.07	-	Pickup Engine 22RE	Center Bearing Support	513763
2.4 TD 4WD (66 kW)	1998.08-2002.01	-	Pickup Engine 2L-T	Center Bearing Support	512091
	1998.08-2002.01	-	Pickup Engine 2L-T	Center Bearing Support	512093
2.4D(61kW)	1988.08-2005.07	-	Pickup Engine 2L	Center Bearing Support	512093
	1988.08-2005.07	-	Pickup Engine 2L	Center Bearing Support	513763
2.5 D-4D (65 kW)	2001.11-2005.07	-	Pickup Engine 2KD-FTV	Center Bearing Support	512090
	2001.11-2005.07	-	Pickup Engine 2KD-FTV	Center Bearing Support	512093
2.5 D-4D 4WD (75 kW)	2001.11-2005.07	-	Pickup Engine 2KD-FTV	Center Bearing Support	512093
	2001.11-2005.07	-	Pickup Engine 2KD-FTV	Center Bearing Support	513763
HILUX III (TGN1_, GGN2_, GGN1_, KUN2_, KUN1_)					
2.5 D 4WD (75 kW)	2005.08-	-	Pickup Engine 2KD-FTV	Center Bearing Support	518904
2.5 D-4D (75 kW)	2006.06-	-	Pickup Engine 2KD-FTV	Center Bearing Support	518878
2.5 D-4D (88 kW)	2007.12-	-	Pickup Engine 2KD-FTV	Center Bearing Support	518878
2.5 D-4D 4WD (88 kW)	2007.12-	-	Pickup Engine 2KD-FTV	Center Bearing Support	518904
3.0 D-4D 4WD (126 kW)	2007.12-	-	Pickup Engine 1KD-FTV	Center Bearing Support	518904
IPSUM (SXM15)					
-4WD	1996-2001	-	-	Center Bearing Support	513001
	1996-2001	-	-	Center Bearing Support	513001
KLUGER (MCU28)					
-4WD	2003-2007	-	-	Center Bearing Support Kit	514789S
KLUGER L/V (ACU25,MCU25)					
-4WD	2000-2007	-	-	Center Bearing Support Kit	514789S
LUCIDA ESTIMA EMINA PREVIA (CXR10,CXR20,TCR10,TCR20)					
-	1990-1999	-	-	Center Bearing Support	514822
MARK 2 BLIT GX110					
-	2000-2004	-	-	Center Bearing Support	513040
MARK 2 BLIT GX115 4W					
-	2000-2004	-	-	Center Bearing Support	513040
MARK 2 BLIT JZX110					
-	2000-2004	-	-	Center Bearing Support	513040
MARK 2 BLIT JZX115 4W					
-	2000-2004	-	-	Center Bearing Support	513040
MARK 2 GX100					
-	1996-2001	-	-	Center Bearing Support	513042
MARK 2 GX105 4WD					
-	1996-2001	-	-	Center Bearing Support	513042
MARK 2 GX110					
-	2000-2004	-	-	Center Bearing Support	513040
MARK 2 GX115 4W					
-	2000-2004	-	-	Center Bearing Support	513040
MARK 2 JZX110					
-	2000-2004	-	-	Center Bearing Support	513040
MARK 2 JZX115 4W					
-	2000-2004	-	-	Center Bearing Support	513040
MARK CHASER GX100					
-	1996-2001	-	-	Center Bearing Support	513042
MARK CHASER GX105 4WD					



	 YEAR	FITTING POSITON	REMARKS	PRODUCT	GSP Ref.
TOYOTA					
MARK CHASER GX105 4WD					
-	1996-2001	-	-	Center Bearing Support	513042
MARK CRESTA GX100					
-	1996-2001	-	-	Center Bearing Support	513042
MARK CRESTA GX105 4WD					
-	1996-2001	-	-	Center Bearing Support	513042
MARK II/CHASER/CRESTA (GX105)					
-4WD	1996-2001	-	-	Joint,Propeller Shaft	517650
MARK II/CHASER/CRESTA (GX90)					
-	1992-1996	-	-	Center Bearing Support	513041
MARK II/CHASER/CRESTA (GX93)					
-4WD	1992-1996	-	-	Center Bearing Support	513041
	1992-1996	-	-	Joint,Propeller Shaft	517650
MARK II/MARK II BLIT (GX110,JZX110)					
-	2000-2004	-	-	Center Bearing Support Kit	513040S
MARK II/MARK II BLIT (GX115,JZX115)					
-4WD	2000-2004	-	-	Center Bearing Support Kit	513040S
	2000-2004	-	-	Joint,Propeller Shaft	517650
MARK X (GRX120)					
-	2004-2009	Centre	-	Center Bearing Support Kit	514813S
MARK X (GRX125)					
-4WD	2004-2009	Centre	-	Center Bearing Support Kit	514813S
MARK X (GRX130)					
-	2009-	Centre	-	Center Bearing Support Kit	514813S
MARK X (GRX135)					
-4WD	2009-	Centre	-	Center Bearing Support Kit	514813S
MS122					
-	-	-	-	Center Bearing Support	513558
MS132					
-	-	-	-	Center Bearing Support	513558
NADIA (SXN15)					
-4WD	1998-2003	-	-	Center Bearing Support	513001
	1998-2003	-	-	Center Bearing Support	513001
OPA ZCT15 4WD					
-	2000-2005	-	-	Center Bearing Support Kit	519036S
PICKUP					
-	1979-1983	-	-	Center Bearing Support	513553
	1984-1995	-	-	Center Bearing Support	512087
	1984-1995	-	-	Center Bearing Support	512087
PREMIO ZRT265 4WD					
-	2007-2010	-	-	Center Bearing Support Kit	519036S
PREMIO ZRT245 4WD					
-	2001-2007	-	-	Center Bearing Support Kit	519036S
PROGRES (JCG10)					
-	1998-2007	-	-	Center Bearing Support Kit	513040S
PROGRES (JCG15)					
-4WD	1998-2007	-	-	Center Bearing Support Kit	513040S
	1998-2007	-	-	Joint,Propeller Shaft	517650
PROGRES JCG10					
-	1998-2007	-	-	Center Bearing Support	513040
PROGRES JCG15 4WD					
-	1998-2007	-	-	Center Bearing Support	513040
QUICK DELI/URBAN SUP (BU280,RZU280)					
-	1999-2006	-	-	Center Bearing Support	517684
RAV 4 (SXA1_)					
2.04WD(95kW)	1994.06-2000.06	-	Closed Off-Road Vehicle Engine 3S-FE	Center Bearing Support	514085
RAV4 (ACA2_)					
-	2000-2005	-	-	Center Bearing Support	513001



 YEAR	 YEAR	FITTING POSITON	REMARKS	PRODUCT	GSP Ref.
TOYOTA					
RAV4 (ACA2_)					
-	2000-2005	-	-	Center Bearing Support	513001
RAV4 ACA3#					
-	2005-2013	-	-	Center Bearing Support Kit	519035S
RAV4 ALA4#					
-	2012-	-	-	Center Bearing Support Kit	519035S
RAV4 GSA3#					
-	2005-2013	-	-	Center Bearing Support Kit	519035S
RAV4 ZSA4#					
-	2012-	-	-	Center Bearing Support Kit	519035S
REIZ (GRX121,GRX122)					
-	2005-2010	Centre	-	Center Bearing Support Kit	514813S
RUSH F700					
-	2006-	-	-	Center Bearing Support	519034
SOARER (JZZ3_,UZZ3_)					
-	1991-2000	-	-	Joint,Propeller Shaft	517649
SOARER/LEXUS (SC430,UZZ40)					
-	2001-2010	-	-	Center Bearing Support	517627
SPRINTER (AE104,CE104)					
-4WD	1991-1995	-	-	Center Bearing Support	514823
SPRINTER (AE109,CE109,CE105)					
-4WD	1991-2002	-	-	Center Bearing Support	514823
SPRINTER (AE114)					
-4WD	1995-2000	-	-	Center Bearing Support	514823
SPRINTER CARIB (AE114)					
-4WD	1995-2002	-	-	Center Bearing Support	514823
SUPRA (JZA80)					
-	1993-2002	-	-	Joint,Propeller Shaft	517649
TT141					
-	-	-	-	Center Bearing Support	512095
VANGUARD ACA33					
-	2007-2013	-	-	Center Bearing Support Kit	519035S
VANGUARD ACA38					
-	2007-2013	-	-	Center Bearing Support Kit	519035S
VANGUARD GSA33					
-	2007-2013	-	-	Center Bearing Support Kit	519035S
VEROSSA (GX110,JZX110)					
-	2001-2004	-	-	Center Bearing Support Kit	513040S
VEROSSA GX110					
-	2001-2004	-	-	Center Bearing Support	513040
VOLTZ (ZZE138)					
-4WD	2002-2004	-	-	Center Bearing Support	514824
WILL VS (ZZE129)					
-4WD	2001-2004	-	-	Center Bearing Support	514824
WU90					
-	-	-	-	Center Bearing Support	513561
VAUXHALL					
CARLTON III					
1.8(74kW)	1986.09-1988.08	-	Estate Engine S18NV	Center Bearing Support	510853
1.8i(85kW)	1986.09-1994.03	-	Estate Engine 18SEH	Center Bearing Support	510853
	1986.09-1994.03	-	Saloon Engine 18SEH	Center Bearing Support	510853
1.8N(60kW)	1986.09-1987.08	-	Estate Engine 18NV	Center Bearing Support	510853
	1986.09-1987.08	-	Saloon Engine 18NV	Center Bearing Support	510853
1.8S(66kW)	1986.09-1994.03	-	Estate Engine 18SV	Center Bearing Support	510853
	1986.09-1994.03	-	Saloon Engine 18SV	Center Bearing Support	510853
2.0(85kW)	1986.09-1994.03	-	Estate Engine C20NE	Center Bearing Support	510853
	1986.09-1994.03	-	Saloon Engine C20NE	Center Bearing Support	510853



	 YEAR	FITTING POSITON	REMARKS	PRODUCT	GSP Ref.
VAUXHALL					
CARLTON III					
2.0i(90kW)	1986.09-1994.03	-	Estate Engine 20SE	Center Bearing Support	510853
	1986.09-1994.03	-	Saloon Engine 20SE	Center Bearing Support	510853
2.2TD(66kW)	1986.09-1988.08	-	Estate Engine 23YDT	Center Bearing Support	510853
	1986.10-1988.08	-	Saloon Engine 23YDT	Center Bearing Support	510853
2.3D(54kW)	1986.09-1994.03	-	Estate Engine 23YD	Center Bearing Support	510853
	1986.09-1994.03	-	Saloon Engine 23YD	Center Bearing Support	510853
2.3TDInterc.(74kW)	1988.08-1994.03	-	Saloon Engine 23DTR	Center Bearing Support	510853
	1988.09-1994.03	-	Estate Engine 23DTR	Center Bearing Support	510853
2.6i(110kW)	1990.09-1994.03	-	Estate Engine C26NE	Center Bearing Support	510853
	1990.09-1994.03	-	Saloon Engine C26NE	Center Bearing Support	510853
3.0(130kW)	1987.03-1990.09	-	Saloon Engine 30NE	Center Bearing Support	510853
	1987.03-1994.03	-	Estate Engine C30NE	Center Bearing Support	510853
3.024V(147kW)	1989.09-1994.03	-	Estate Engine C30SEJ	Center Bearing Support	510853
	1989.09-1994.03	-	Saloon Engine C30SEJ	Center Bearing Support	510853
3.0CAT(130kW)	1988.03-1994.03	-	Saloon Engine C30NE	Center Bearing Support	510853
SENATOR II (B)					
2.6i(110kW)	1990.09-1993.09	-	Saloon Engine C26NE	Center Bearing Support	510853
3.0(135kW)	1987.09-1988.08	-	Saloon Engine 30NE	Center Bearing Support	510853
3.024V(150kW)	1989.09-1993.09	-	Saloon Engine C30SE	Center Bearing Support	510853
3.0iCAT(130kW)	1988.01-1993.09	-	Saloon Engine C30NE	Center Bearing Support	510853
VOLKSWAGEN					
CRAFTER					
-	2006-	-	-	Center Bearing Support Kit	514795S
LT II (2DA, 2DD, 2DH)					
2.3 (105 kW)	1996.05-2006.07	-	Box Engine AGL	Center Bearing Support	510503
2.5 SDi (55 kW)	1996.09-2006.07	-	Box Engine AGX	Center Bearing Support	510503
2.5 TDi (61 kW)	2001.05-2006.07	-	Box Engine BBE	Center Bearing Support	510503
2.5 TDi (66 kW)	1999.05-2006.07	-	Box Engine APA	Center Bearing Support	510503
2.5 TDi (70 kW)	2001.05-2006.07	-	Box Engine BBF	Center Bearing Support	510503
2.5 TDi (75 kW)	1996.05-1999.08	-	Box Engine AHD	Center Bearing Support	510503
2.5 TDi (80 kW)	1999.05-2006.07	-	Box Engine ANJ/AVR	Center Bearing Support	510503
2.8 TDi (116 kW)	2002.04-2006.07	-	Box Engine AUH/BCQ	Center Bearing Support	510503
2.8 TDi (92 kW)	1997.06-1998.12	-	Box Engine AGK	Center Bearing Support	510503
2.8 TDi (96 kW)	1999.01-2006.07	-	Box Engine ATA	Center Bearing Support	510503
LT II (2DB, 2DE, 2DK)					
2.3 (105 kW)	1996.05-2006.07	-	Bus Engine AGL	Center Bearing Support	510503
2.5 SDi (55 kW)	1996.07-2006.07	-	Bus Engine AGX	Center Bearing Support	510503
2.5 TDi (66 kW)	1999.05-2006.07	-	Bus Engine APA	Center Bearing Support	510503
2.5 TDi (70 kW)	2001.05-2006.07	-	Bus Engine BBF	Center Bearing Support	510503
2.5 TDi (75 kW)	1996.05-1999.08	-	Bus Engine AHD	Center Bearing Support	510503
2.5 TDi (80 kW)	1999.05-2006.07	-	Bus Engine ANJ/AVR	Center Bearing Support	510503
2.8 TDi (116 kW)	2001.05-2006.06	-	Bus Engine BCQ	Center Bearing Support	510503
2.8 TDi (92 kW)	1997.02-1998.12	-	Bus Engine AGK	Center Bearing Support	510503
2.8 TDi (96 kW)	1999.01-2002.01	-	Bus Engine ATA	Center Bearing Support	510503
LT II (2DC, 2DF, 2DG, 2DL, 2DM)					
2.3 (105 kW)	1996.06-2006.07	-	Platform/Chassis Engine AGL	Center Bearing Support	510503
2.5 SDi (55 kW)	1996.09-2006.07	-	Platform/Chassis Engine AGX	Center Bearing Support	510503
2.5 TDi (61 kW)	2001.05-2006.07	-	Platform/Chassis Engine BBE	Center Bearing Support	510503
2.5 TDi (66 kW)	1999.05-2006.07	-	Platform/Chassis Engine APA	Center Bearing Support	510503
2.5 TDi (70 kW)	2001.05-2006.07	-	Platform/Chassis Engine BBF	Center Bearing Support	510503
2.5 TDi (75 kW)	1996.06-1999.08	-	Platform/Chassis Engine AHD	Center Bearing Support	510503
2.5 TDi (80 kW)	1999.05-2006.07	-	Platform/Chassis Engine ANJ/AVR	Center Bearing Support	510503
2.8 TDi (116 kW)	2002.04-2006.07	-	Platform/Chassis Engine AUH/BCQ	Center Bearing Support	510503
2.8 TDi (92 kW)	1997.06-1998.12	-	Platform/Chassis Engine AGK	Center Bearing Support	510503
2.8 TDi (96 kW)	1999.01-2006.07	-	Platform/Chassis Engine ATA	Center Bearing Support	510503
MULTIVAN V (7HM, 7HN, 7HF, 7EF, 7EM, 7EN)					



	 YEAR	FITTING POSITON	REMARKS	PRODUCT	GSP Ref.
VOLKSWAGEN					
MULTIVAN V (7HM, 7HN, 7HF, 7EF, 7EM, 7EN)					
1.9 TDi (62 kW)	2006.01-2009.11	-	MPV Engine BRR	Center Bearing Support	514809
1.9 TDi (75 kW)	2006.06-2009.11	-	MPV Engine BRS	Center Bearing Support	514809
1.9 TDi (77 kW)	2003.04-2009.11	-	MPV Engine AXB	Center Bearing Support	514809
2.0 (85 kW)	2003.11-	-	MPV Engine AXA	Center Bearing Support	514809
TIGUAN					
-	2007-	-	-	Center Bearing Support	514808
-	2007-	-	-	Center Bearing Support Kit	514808S
TOUAREG					
-	2003-2010	-	-	Center Bearing Support	514781
-	2003-2010	-	-	Center Bearing Support	519037
TOUAREG (7LA, 7L6, 7L7)					
2.5 R5 TDi (120 kW)	2003.08-2010.05	Rear	Closed Off-Road Vehicle Engine BLK/BPD	Joint,Propeller Shaft	517957
2.5 R5 TDi (128 kW)	2003.01-2010.05	Rear	Closed Off-Road Vehicle Engine BAC/BPE	Joint,Propeller Shaft	517957
3.0 V6 TDi (165 kW)	2004.10-2008.02	Rear	Closed Off-Road Vehicle Engine BKS/CATA	Joint,Propeller Shaft	517957
3.2 V6 (162 kW)	2002.10-2006.11	Rear	Closed Off-Road Vehicle Engine AZZ/BKJ	Joint,Propeller Shaft	517957
4.2 V8 (228 kW)	2002.12-2006.11	Rear	Closed Off-Road Vehicle Engine AXQ	Joint,Propeller Shaft	517957
5.0 V10 TDi (230 kW)	2002.10-2010.05	Rear	Closed Off-Road Vehicle Engine AYH/BLE/BWF	Joint,Propeller Shaft	517957
6.0 W12 (331 kW)	2004.08-2010.05	Rear	Closed Off-Road Vehicle Engine BJN/CFRA	Joint,Propeller Shaft	517957
TRANSPORTER V (7HA, 7HH, 7EA, 7EH)					
1.9 TDi (62 kW)	2006.01-2009.11	-	Box Engine BRR	Center Bearing Support	514809
1.9 TDi (63 kW)	2003.04-2009.11	-	Box Engine AXC	Center Bearing Support	514809
1.9 TDi (75 kW)	2006.06-2009.11	-	Box Engine BRS	Center Bearing Support	514809
1.9 TDi (77 kW)	2003.04-2009.11	-	Box Engine AXB	Center Bearing Support	514809
2.0 (85 kW)	2003.11-	-	Box Engine AXA	Center Bearing Support	514809
TRANSPORTER V (7JD, 7JE, 7JL, 7JY, 7JZ)					
1.9 TDi (62 kW)	2006.01-2009.11	-	Platform/Chassis Engine BRR	Center Bearing Support	514809
1.9 TDi (63 kW)	2003.04-2009.11	-	Platform/Chassis Engine AXC	Center Bearing Support	514809
1.9 TDi (75 kW)	2006.06-2009.11	-	Platform/Chassis Engine BRS	Center Bearing Support	514809
1.9 TDi (77 kW)	2003.04-2009.11	-	Platform/Chassis Engine AXB	Center Bearing Support	514809
2.0 (85 kW)	2003.11-	-	Platform/Chassis Engine AXA	Center Bearing Support	514809
TRANSPORTER/CARAVELLE V (7HB, 7HJ, 7EB, 7EJ, 7EF)					
1.9 TDi (62 kW)	2006.01-2009.11	-	Bus Engine BRR	Center Bearing Support	514809
1.9 TDi (63 kW)	2003.04-2009.11	-	Bus Engine AXC	Center Bearing Support	514809
1.9 TDi (75 kW)	2006.06-2009.11	-	Bus Engine BRS	Center Bearing Support	514809
1.9 TDi (77 kW)	2003.04-2009.11	-	Bus Engine AXB	Center Bearing Support	514809
2.0 (85 kW)	2003.11-	-	Bus Engine AXA	Center Bearing Support	514809
VOLVO					
240 (P242, P244)					
2.0 (76 kW)	1984.08-1985.07	-	Saloon Engine B200K	Joint,Propeller Shaft	510596
2.0(82kW)	1988.09-1993.12	-	Saloon Engine B19E/B200F	Joint,Propeller Shaft	510596
2.0(89kW)	1984.09-1993.12	-	Saloon Engine B200E	Joint,Propeller Shaft	510596
2.3 (81 kW)	1984.08-1986.07	-	Saloon Engine B230A	Joint,Propeller Shaft	510596
2.3 (83 kW)	1986.08-1987.07	-	Saloon Engine B230F	Joint,Propeller Shaft	510596
2.3 (85 kW)	1986.08-1988.12	-	Saloon Engine B230K	Joint,Propeller Shaft	510596
2.3 (98 kW)	1984.08-1989.12	-	Saloon Engine B23E	Joint,Propeller Shaft	510596
2.3 i CAT (85 kW)	1986.08-1993.07	-	Saloon Engine B230F	Joint,Propeller Shaft	510596
2.3(96kW)	1983.08-1985.07	-	Saloon Engine B230E	Joint,Propeller Shaft	510596
2.4 Diesel (58 kW)	1987.08-1993.08	-	Saloon Engine D24	Joint,Propeller Shaft	510596
2.4 Diesel (60 kW)	1978.08-1985.07	-	Saloon Engine D24	Joint,Propeller Shaft	510596
240 KOMBI (P245)					
2.0 (76 kW)	1984.08-1985.07	-	Estate Engine B200K	Joint,Propeller Shaft	510596
2.0(82kW)	1988.09-1993.12	-	Estate Engine B200F	Joint,Propeller Shaft	510596
2.0(86kW)	1983.08-1993.07	-	Estate Engine B200E	Joint,Propeller Shaft	510596
2.1 Turbo (114 kW)	1980.08-1985.07	-	Estate Engine B21ET	Joint,Propeller Shaft	510596
2.3 (81 kW)	1984.08-1986.07	-	Estate Engine B230A	Joint,Propeller Shaft	510596
2.3 (83 kW)	1986.08-1987.07	-	Estate Engine B230F	Joint,Propeller Shaft	510596

	 YEAR	FITTING POSITION	REMARKS	PRODUCT	GSP Ref.
VOLVO					
240 KOMBI (P245)					
2.3 (85 kW)	1986.08-1988.12	-	Estate Engine B230K	Joint,Propeller Shaft	510596
2.3 (98 kW)	1984.08-1988.12	-	Estate Engine B23E	Joint,Propeller Shaft	510596
2.3(96kW)	1984.08-1985.07	-	Estate Engine B230E	Joint,Propeller Shaft	510596
2.3CAT(100kW)	1991.08-1992.07	-	Estate Engine B230F	Joint,Propeller Shaft	510596
2.3iCAT(85kW)	1986.08-1993.07	-	Estate Engine B230F	Joint,Propeller Shaft	510596
2.4 Diesel (60 kW)	1979.04-1993.08	-	Estate Engine D24	Joint,Propeller Shaft	510596
740 (744)					
2.0 (110 kW)	1983.12-1984.07	-	Saloon Engine B19ET	Center Bearing Support	530187
	1983.12-1984.07	-	Saloon Engine B19ET	Joint,Propeller Shaft	510596
2.0 (118 kW)	1986.01-1990.08	-	Saloon Engine B200ET	Center Bearing Support	530187
	1986.01-1990.08	-	Saloon Engine B200ET	Joint,Propeller Shaft	510596
2.0 (120 kW)	1985.01-1985.12	-	Saloon Engine B200ET	Center Bearing Support	530187
	1985.01-1985.12	-	Saloon Engine B200ET	Joint,Propeller Shaft	510596
2.0 (76 kW)	1988.09-1990.08	-	Saloon Engine B200K	Center Bearing Support	530187
	1988.09-1990.08	-	Saloon Engine B200K	Joint,Propeller Shaft	510596
2.0 (86 kW)	1987.01-1988.08	-	Saloon Engine B200E	Center Bearing Support	530187
	1987.01-1988.08	-	Saloon Engine B200E	Joint,Propeller Shaft	510596
2.0 (89 kW)	1985.08-1992.07	-	Saloon Engine B200G	Center Bearing Support	530187
	1985.08-1992.07	-	Saloon Engine B200G	Joint,Propeller Shaft	510596
2.3 (100 kW)	1988.08-1990.07	-	Saloon Engine B230FB	Center Bearing Support	530187
	1988.08-1990.07	-	Saloon Engine B230FB	Joint,Propeller Shaft	510596
2.3 (111 kW)	1988.08-1992.08	-	Saloon Engine B234F	Center Bearing Support	530187
	1988.08-1992.08	-	Saloon Engine B234F	Joint,Propeller Shaft	510596
2.3 (114 kW)	1988.08-1991.07	-	Saloon Engine B234F	Center Bearing Support	530187
	1988.08-1991.07	-	Saloon Engine B234F	Joint,Propeller Shaft	510596
2.3 (117 kW)	1987.08-1989.07	-	Saloon Engine B234F	Center Bearing Support	530187
	1987.08-1989.07	-	Saloon Engine B234F	Joint,Propeller Shaft	510596
2.3 (83 kW)	1985.09-1989.12	-	Saloon Engine B230F	Center Bearing Support	530187
	1985.09-1989.12	-	Saloon Engine B230F	Joint,Propeller Shaft	510596
2.3 (85 kW)	1987.08-1992.07	-	Saloon Engine B230F	Center Bearing Support	530187
	1987.08-1992.07	-	Saloon Engine B230F	Joint,Propeller Shaft	510596
2.3 (95 kW)	1983.08-1984.07	-	Saloon Engine B23E	Center Bearing Support	530187
	1983.08-1984.07	-	Saloon Engine B23E	Joint,Propeller Shaft	510596
2.3 (96 kW)	1984.08-1988.07	-	Saloon Engine B230E	Center Bearing Support	530187
	1984.08-1988.07	-	Saloon Engine B230E	Joint,Propeller Shaft	510596
2.3 Turbo (115 kW)	1986.08-1989.07	-	Saloon Engine B230FT	Center Bearing Support	530187
	1986.08-1989.07	-	Saloon Engine B230FT	Joint,Propeller Shaft	510596
2.3 Turbo (121 kW)	1989.08-1990.07	-	Saloon Engine B230FT	Center Bearing Support	530187
	1989.08-1990.07	-	Saloon Engine B230FT	Joint,Propeller Shaft	510596
2.3 Turbo (125 kW)	1989.09-1991.08	-	Saloon Engine B230FT	Joint,Propeller Shaft	510596
2.3 Turbo (134 kW)	1985.08-1988.12	-	Saloon Engine B230ET	Center Bearing Support	530187
	1985.08-1988.12	-	Saloon Engine B230ET	Joint,Propeller Shaft	510596
2.3 Turbo (140 kW)	1989.08-1990.07	-	Saloon Engine B230FT	Center Bearing Support	530187
	1989.08-1990.07	-	Saloon Engine B230FT	Joint,Propeller Shaft	510596
2.4 Diesel (60 kW)	1984.08-1992.07	-	Saloon Engine D24	Center Bearing Support	530187
	1984.08-1992.07	-	Saloon Engine D24	Joint,Propeller Shaft	510596
2.4 TD (80 kW)	1985.08-1990.12	-	Saloon Engine D24T	Joint,Propeller Shaft	510596
2.4 TD (90 kW)	1986.08-1988.10	-	Saloon Engine D24TIC	Joint,Propeller Shaft	510596
740 KOMBI (745)					
2.0 (76 kW)	1988.09-1990.08	-	Estate Engine B200K	Center Bearing Support	530187
	1988.09-1990.08	-	Estate Engine B200K	Joint,Propeller Shaft	510596
2.0 (82 kW)	1989.08-1991.07	-	Estate Engine B200F	Center Bearing Support	530187
	1989.08-1991.07	-	Estate Engine B200F	Joint,Propeller Shaft	510596
2.0 (86 kW)	1987.01-1988.08	-	Estate Engine B200E	Center Bearing Support	530187
	1987.01-1988.08	-	Estate Engine B200E	Joint,Propeller Shaft	510596
2.0 (89 kW)	1985.08-1992.07	-	Estate Engine B200E/B200G	Center Bearing Support	530187
	1985.08-1992.07	-	Estate Engine B200E/B200G	Joint,Propeller Shaft	510596

 YEAR	 YEAR	FITTING POSITON	REMARKS	PRODUCT	GSP Ref.
VOLVO					
740 KOMBI (745)					
2.3 (100 kW)	1989.08-1990.07	-	Estate Engine B230FB	Center Bearing Support	530187
	1989.08-1990.07	-	Estate Engine B230FB	Joint,Propeller Shaft	510596
2.3 (111 kW)	1989.07-1992.08	-	Estate Engine B234F	Center Bearing Support	530187
	1989.07-1992.08	-	Estate Engine B234F	Joint,Propeller Shaft	510596
2.3 (114 kW)	1988.08-1990.07	-	Estate Engine B234F	Center Bearing Support	530187
	1988.08-1990.07	-	Estate Engine B234F	Joint,Propeller Shaft	510596
2.3 (117 kW)	1987.08-1989.07	-	Estate Engine B234F	Center Bearing Support	530187
	1987.08-1989.07	-	Estate Engine B234F	Joint,Propeller Shaft	510596
2.3 (83 kW)	1985.08-1989.12	-	Estate Engine B230F	Center Bearing Support	530187
	1985.08-1989.12	-	Estate Engine B230F	Joint,Propeller Shaft	510596
2.3 (84 kW)	1985.09-1990.07	-	Estate Engine B230K	Center Bearing Support	530187
	1985.09-1990.07	-	Estate Engine B230K	Joint,Propeller Shaft	510596
2.3 (85 kW)	1987.08-1992.07	-	Estate Engine B230F	Center Bearing Support	530187
	1987.08-1992.07	-	Estate Engine B230F	Joint,Propeller Shaft	510596
2.3 (96 kW)	1985.08-1988.07	-	Estate Engine B230E	Center Bearing Support	530187
	1985.08-1988.07	-	Estate Engine B230E	Joint,Propeller Shaft	510596
2.3 Turbo (115 kW)	1986.08-1989.07	-	Estate Engine B230FT	Center Bearing Support	530187
	1986.08-1989.07	-	Estate Engine B230FT	Joint,Propeller Shaft	510596
2.3 Turbo (121 kW)	1989.08-1990.07	-	Estate Engine B230FT/B230GT	Center Bearing Support	530187
	1989.08-1990.07	-	Estate Engine B230FT/B230GT	Joint,Propeller Shaft	510596
2.3 Turbo (125 kW)	1989.09-1991.08	-	Estate Engine B230FT	Joint,Propeller Shaft	510596
2.3 Turbo (134 kW)	1985.08-1988.07	-	Estate Engine B230ET	Center Bearing Support	530187
	1985.08-1988.07	-	Estate Engine B230ET	Joint,Propeller Shaft	510596
2.3 Turbo (140 kW)	1989.08-1990.07	-	Estate Engine B230FT	Center Bearing Support	530187
	1989.08-1990.07	-	Estate Engine B230FT	Joint,Propeller Shaft	510596
2.4 Diesel (60 kW)	1985.08-1988.07	-	Estate Engine D24	Center Bearing Support	530187
	1985.08-1988.07	-	Estate Engine D24	Joint,Propeller Shaft	510596
2.4 TD Interc. (90 kW)	1986.08-1988.07	-	Estate Engine D24TIC	Center Bearing Support	530187
	1986.08-1988.07	-	Estate Engine D24TIC	Joint,Propeller Shaft	510596
2.4 Turbo Diesel (80 kW)	1985.09-1992.07	-	Estate Engine D24T	Center Bearing Support	530187
	1985.09-1992.07	-	Estate Engine D24T	Joint,Propeller Shaft	510596
760 (704, 764)					
2.3 (130 kW)	1984.08-1987.08	-	Saloon Engine B230ET	Joint,Propeller Shaft	510596
2.3 Turbo (127 kW)	1982.08-1984.07	-	Saloon Engine B23ET	Center Bearing Support	530187
	1982.08-1984.07	-	Saloon Engine B23ET	Joint,Propeller Shaft	510596
2.3 Turbo (134 kW)	1984.08-1988.10	-	Saloon Engine B230ET	Center Bearing Support	530187
	1984.08-1988.10	-	Saloon Engine B230ET	Joint,Propeller Shaft	510596
2.4 TD Interc. (85 kW)	1987.08-1992.07	-	Saloon Engine D24TIC	Center Bearing Support	530187
	1987.08-1992.07	-	Saloon Engine D24TIC	Joint,Propeller Shaft	510596
2.4 Turbo Diesel (80 kW)	1987.04-1992.07	-	Saloon Engine D24T	Center Bearing Support	530187
	1987.04-1992.07	-	Saloon Engine D24T	Joint,Propeller Shaft	510596
2.4 Turbo Diesel (82 kW)	1982.08-1987.07	-	Saloon Engine D24T	Center Bearing Support	530187
	1982.08-1987.07	-	Saloon Engine D24T	Joint,Propeller Shaft	510596
2.8 (105 kW)	1986.05-1991.08	-	Saloon Engine B280F	Center Bearing Support	530187
	1986.05-1991.08	-	Saloon Engine B280F	Joint,Propeller Shaft	510596
2.8 (108 kW)	1986.08-1990.07	-	Saloon Engine B280F	Center Bearing Support	530187
	1986.08-1990.07	-	Saloon Engine B280F	Joint,Propeller Shaft	510596
2.8 (115 kW)	1981.08-1988.07	-	Saloon Engine B28E/B280E	Center Bearing Support	530187
	1981.08-1988.07	-	Saloon Engine B28E/B280E	Joint,Propeller Shaft	510596
2.8 (125 kW)	1987.09-1990.08	-	Saloon Engine B280E	Center Bearing Support	530187
	1987.09-1990.08	-	Saloon Engine B280E	Joint,Propeller Shaft	510596
760 KOMBI (704, 765)					
2.3 Turbo (134 kW)	1984.08-1990.08	-	Estate Engine B230ET	Center Bearing Support	530187
	1984.08-1990.08	-	Estate Engine B230ET	Joint,Propeller Shaft	510596
2.4 TD Interc. (85 kW)	1983.01-1992.07	-	Estate Engine D24TIC	Center Bearing Support	530187
	1983.01-1992.07	-	Estate Engine D24TIC	Joint,Propeller Shaft	510596
2.8 (105 kW)	1986.05-1991.08	-	Estate Engine B280F	Center Bearing Support	530187





	 YEAR	FITTING POSITON	REMARKS	PRODUCT	GSP Ref.
VOLVO					
760 KOMBI (704, 765)					
2.8 (105 kW)	1986.05-1991.08	-	Estate Engine B280F	Joint,Propeller Shaft	510596
2.8 (115 kW)	1986.08-1990.08	-	Estate Engine B28E/B280E	Center Bearing Support	530187
	1986.08-1990.08	-	Estate Engine B28E/B280E	Joint,Propeller Shaft	510596
2.8 (125 kW)	1984.08-1990.08	-	Estate Engine B280E	Joint,Propeller Shaft	510596
780					
2.4 D (90 kW)	1986.04-1990.07	-	Coupe Engine D24TIC	Center Bearing Support	530187
	1986.04-1990.07	-	Coupe Engine D24TIC	Joint,Propeller Shaft	510596
2.9 (108 kW)	1987.08-1990.07	-	Coupe Engine B280F	Center Bearing Support	530187
2.9 (115 kW)	1986.08-1987.07	-	Coupe Engine B280E	Center Bearing Support	530187
940 (944)					
2.0 (82 kW)	1992.01-1994.07	-	Saloon Engine B200F	Center Bearing Support	530187
	1992.01-1994.07	-	Saloon Engine B200F	Joint,Propeller Shaft	510596
2.3 (114 kW)	1990.08-1991.07	-	Saloon Engine B234F/B234G	Center Bearing Support	530187
	1990.08-1991.07	-	Saloon Engine B234F/B234G	Joint,Propeller Shaft	510596
2.3 (90 kW)	1990.08-1994.12	-	Saloon Engine B230E/B230G	Joint,Propeller Shaft	510596
2.3 (96 kW)	1990.08-1994.12	-	Saloon Engine B230FB/B230G	Center Bearing Support	530187
	1990.08-1994.12	-	Saloon Engine B230FB/B230G	Joint,Propeller Shaft	510596
2.3 Turbo (121 kW)	1990.08-1994.07	-	Saloon Engine B230FT	Center Bearing Support	530187
	1990.08-1994.07	-	Saloon Engine B230FT	Joint,Propeller Shaft	510596
2.4 D (60 kW)	1990.08-1994.12	-	Saloon Engine D24	Center Bearing Support	530187
	1990.08-1994.12	-	Saloon Engine D24	Joint,Propeller Shaft	510596
2.4 Turbo Diesel (80 kW)	1990.08-1994.12	-	Saloon Engine D24T	Center Bearing Support	530187
	1990.08-1994.12	-	Saloon Engine D24T	Joint,Propeller Shaft	510596
940 II (944)					
2.0 Turbo (114 kW)	1996.04-1998.10	-	Saloon Engine B200FT	Center Bearing Support	530187
	1996.04-1998.10	-	Saloon Engine B200FT	Joint,Propeller Shaft	510596
2.3 (85 kW)	1994.08-1995.07	-	Estate Engine B230FD	Center Bearing Support	530187
	1994.08-1995.07	-	Estate Engine B230FD	Joint,Propeller Shaft	510596
	1994.08-1995.07	-	Saloon Engine B230FD	Center Bearing Support	530187
	1994.08-1995.07	-	Saloon Engine B230FD	Joint,Propeller Shaft	510596
2.3 (96 kW)	1994.08-1998.10	-	Estate Engine B230FB	Center Bearing Support	530187
	1994.08-1998.10	-	Estate Engine B230FB	Joint,Propeller Shaft	510596
	1994.08-1998.10	-	Saloon Engine B230FB	Center Bearing Support	530187
	1994.08-1998.10	-	Saloon Engine B230FB	Joint,Propeller Shaft	510596
2.3 Ti (99 kW)	1995.01-1998.10	-	Estate Engine B230FK	Center Bearing Support	530187
	1995.01-1998.10	-	Estate Engine B230FK	Joint,Propeller Shaft	510596
	1995.01-1998.10	-	Saloon Engine B230FK	Center Bearing Support	530187
	1995.01-1998.10	-	Saloon Engine B230FK	Joint,Propeller Shaft	510596
2.4 TD Interc. (90 kW)	1994.08-1998.10	-	Estate Engine D24TIC	Center Bearing Support	530187
	1994.08-1998.10	-	Estate Engine D24TIC	Joint,Propeller Shaft	510596
	1994.08-1998.10	-	Saloon Engine D24TIC	Center Bearing Support	530187
	1994.08-1998.10	-	Saloon Engine D24TIC	Joint,Propeller Shaft	510596
940 KOMBI (945)					
2.0 (82 kW)	1992.01-1994.07	-	Estate Engine B200F	Center Bearing Support	530187
	1992.01-1994.07	-	Estate Engine B200F	Joint,Propeller Shaft	510596
2.0 Turbo (114 kW)	1991.01-1995.07	-	Estate Engine B200FT	Joint,Propeller Shaft	510596
2.3 (114 kW)	1990.08-1991.07	-	Estate Engine B234F	Center Bearing Support	530187
	1990.08-1991.07	-	Estate Engine B234F	Joint,Propeller Shaft	510596
2.3 (96 kW)	1990.08-1994.12	-	Estate Engine B230FB	Center Bearing Support	530187
	1990.08-1994.12	-	Estate Engine B230FB	Joint,Propeller Shaft	510596
2.3 Turbo (121 kW)	1990.08-1994.07	-	Estate Engine B230FT	Center Bearing Support	530187
	1990.08-1994.07	-	Estate Engine B230FT	Joint,Propeller Shaft	510596
2.4 D (60 kW)	1990.08-1995.07	-	Estate Engine D24	Center Bearing Support	530187
	1990.08-1995.07	-	Estate Engine D24	Joint,Propeller Shaft	510596
2.4 Turbo Diesel (80 kW)	1990.08-1994.07	-	Estate Engine D24T	Center Bearing Support	530187
	1990.08-1994.07	-	Estate Engine D24T	Joint,Propeller Shaft	510596
960 (964)					

	 YEAR	FITTING POSITON	REMARKS	PRODUCT	GSP Ref.
VOLVO					
960 (964)					
2.0 (103 kW)	1990.09-1993.08	-	Saloon Engine B204E	Center Bearing Support	530187
	1990.09-1993.08	-	Saloon Engine B204E	Joint,Propeller Shaft	510596
2.0 (140 kW)	1990.08-1993.09	-	Saloon Engine B204FT	Center Bearing Support	530187
	1990.08-1993.09	-	Saloon Engine B204FT	Joint,Propeller Shaft	510596
2.3 Turbo (121 kW)	1990.09-1993.08	-	Saloon Engine B230FT	Joint,Propeller Shaft	510596
2.4 TD Interc. (85 kW)	1991.09-1994.07	-	Saloon Engine D24TIC	Center Bearing Support	530187
	1991.09-1994.07	-	Saloon Engine D24TIC	Joint,Propeller Shaft	510596
2.9 (150 kW)	1990.08-1994.07	-	Saloon Engine B6304F	Center Bearing Support	530187
960 II (964)					
2.5 (125 kW)	1994.07-1996.12	-	Saloon Engine B6254S	Center Bearing Support	530187
2.9 (150 kW)	1994.07-1996.12	-	Saloon Engine B6304S	Center Bearing Support	530187
960 II (965)					
2.5 (125 kW)	1994.08-1996.12	-	Estate Engine B6254S	Center Bearing Support	530187
960 KOMBI (965)					
2.0 (103 kW)	1990.09-1993.08	-	Estate Engine B204E	Center Bearing Support	530187
	1990.09-1993.08	-	Estate Engine B204E	Joint,Propeller Shaft	510596
2.0 (140 kW)	1990.08-1993.09	-	Estate Engine B204FT	Center Bearing Support	530187
	1990.08-1993.09	-	Estate Engine B204FT	Joint,Propeller Shaft	510596
2.3 Turbo (121 kW)	1990.09-1993.08	-	Estate Engine B230FT	Joint,Propeller Shaft	510596
2.4 TD Interc. (85 kW)	1991.09-1994.07	-	Estate Engine D24TIC	Center Bearing Support	530187
	1991.09-1994.07	-	Estate Engine D24TIC	Joint,Propeller Shaft	510596
2.4 TDi (90 kW)	1990.09-1993.08	-	Estate Engine D24TIC	Joint,Propeller Shaft	510596
2.9 (150 kW)	1990.08-1994.07	-	Estate Engine B6304F/B6304S	Center Bearing Support	530187
B 10 B10M					
-	1994.01-	-	-	Center Bearing Support	512191
F 10 F 10/260					
-	1982.02-1985.06	-	-	Center Bearing Support	512191
F 10 F 10/280					
-	1977.08-1982.02	-	-	Center Bearing Support	512191
F 10 F 10/300					
-	1987.10-1987.12	-	-	Center Bearing Support	512191
F 10 F 10/320					
-	1987.10-1990.12	-	-	Center Bearing Support	512191
	1990.12-1994.12	-	-	Center Bearing Support	512191
F 12 F 12/320					
-	1987.01-1987.12	-	-	Center Bearing Support	512191
F 12 F 12/320,F 12/330					
-	1977.08-1986.12	-	-	Center Bearing Support	512191
F 12 F 12/360					
-	1988.01-1990.12	-	-	Center Bearing Support	512191
	1990.12-1994.12	-	-	Center Bearing Support	512191
F 12 F 12/370					
-	1977.08-1986.12	-	-	Center Bearing Support	512191
	1987.01-1987.12	-	-	Center Bearing Support	512191
F 12 F 12/400					
-	1990.12-1994.12	-	-	Center Bearing Support	512191
F 12 F 12/400,F 12/410					
-	1990.12-1994.12	-	-	Center Bearing Support	512191
F 16 F 16/470					
-	1988.01-1989.12	-	-	Center Bearing Support	512191
F 16 F 16/485					
-	1990.01-1992.12	-	-	Center Bearing Support	512191
F 16 F 16/500					
-	1992.01-1994.12	-	-	Center Bearing Support	512191
F 80 F 89/330					
-	1970.10-1977.06	-	-	Center Bearing Support	512191
FH 12 FH 12/340					


	 YEAR	FITTING POSITON	REMARKS	PRODUCT	GSP Ref.
VOLVO					
FH 12 FH 12/340					
-	1995.01-	-	-	Center Bearing Support	512191
FH 12 FH 12/380					
-	1995.01-	-	-	Center Bearing Support	512191
FH 12 FH 12/420					
-	1995.01-	-	-	Center Bearing Support	512191
FH 16 FH 16/470					
-	1993.08-1999.12	-	-	Center Bearing Support	512191
FH 16 FH 16/520					
-	1993.08-2002.12	-	-	Center Bearing Support	512191
FL 10 FL 10/280					
-	1985.09-1990.12	-	-	Center Bearing Support	512191
FL 10 FL 10/320					
-	1995.12-1998.09	-	-	Center Bearing Support	512191
FL 10 FL 10/360					
-	1995.12-1998.09	-	-	Center Bearing Support	512191
FL 10 FL 10H/320					
-	1995.12-1998.09	-	-	Center Bearing Support	512191
FL 10 FL 10H/360					
-	1995.12-1998.09	-	-	Center Bearing Support	512191
FL 12 FL 12/380					
-	1995.09-1998.09	-	-	Center Bearing Support	512191
FL 12 FL 12/420					
-	1995.09-1998.09	-	-	Center Bearing Support	512191
FL 12 FL 12H/380					
-	1995.09-1998.09	-	-	Center Bearing Support	512191
FL 6 FL 608					
-	1985.10-1999.12	-	-	Center Bearing Support	512191
FL 6 FL 610					
-	1985.09-1994.11	-	-	Center Bearing Support	512191
FL 6 FL 611					
-	1985.09-2000.03	-	-	Center Bearing Support	512191
FL 6 FL 612					
-	1991.11-1999.12	-	-	Center Bearing Support	512191
FL 6 FL 614					
-	1985.09-2000.03	-	-	Center Bearing Support	512191
FL 6 FL 615					
-	1991.11-2000.03	-	-	Center Bearing Support	512191
FL 6 FL 618					
-	1991.11-2000.03	-	-	Center Bearing Support	512191
FL 6 FL 619					
-	1985.09-1994.11	-	-	Center Bearing Support	512191
FL 7 FL 7/230					
-	1985.09-1998.09	-	-	Center Bearing Support	512191
FL 7 FL 7/260					
-	1991.11-1998.09	-	-	Center Bearing Support	512191
FL 7 FL 7/290					
-	1993.10-1998.09	-	-	Center Bearing Support	512191
N 10 N 10/270					
-	1973.07-1989.12	-	-	Center Bearing Support	512191
S90					
2.9 (132 kW)	1997.01-1998.05	-	Saloon Engine B6304S2	Center Bearing Support	530187
2.9 (150 kW)	1997.01-1998.05	-	Saloon Engine B6304G	Center Bearing Support	530187
V90					
2.9 (132 kW)	1997.01-1998.12	-	Estate Engine B6304S2	Center Bearing Support	530187
2.9 (150 kW)	1997.01-1998.12	-	Estate Engine B6304G	Center Bearing Support	530187

Rubber Metal Part

Photo.....





<p align="center">510413S</p> <p>MERCEDES BENZ Ref.No. 115 586 01 41 123 410 00 15</p> 	<p align="center">510419</p> <p>MERCEDES BENZ Ref.No. 123 411 00 15</p> 	<p align="center">510433S</p> <p>MERCEDES BENZ Ref.No. 124 410 00 15 202 410 12 15</p> 	<p align="center">510434S</p> <p>MERCEDES BENZ Ref.No. 124 410 01 15 124 410 06 15 124 410 07 15 126 410 05 15</p> 
--	---	---	--





<p align="center">510435</p> <p>MERCEDES BENZ Ref.No. 124 410 01 81 124 410 06 81</p> 	<p align="center">510436</p> <p>MERCEDES BENZ Ref.No. 123 411 03 15</p> 	<p align="center">510453</p> <p>MERCEDES BENZ Ref.No. 201 410 05 81</p> 	<p align="center">510458</p> <p>MERCEDES BENZ Ref.No. 202 410 06 15</p> 
---	---	--	---





<p align="center">510459S</p> <p>MERCEDES BENZ Ref.No. 201 410 07 15 202 410 10 15</p> 	<p align="center">510460</p> <p>MERCEDES BENZ Ref.No. 124 411 00 15 202 411 06 15</p> 	<p align="center">510463</p> <p>MERCEDES BENZ Ref.No. 201 411 23 47</p> 	<p align="center">510469</p> <p>MERCEDES BENZ Ref.No. 201 411 30 47 202 411 17 47</p> 
--	---	--	---

Rubber Metal Part

Photo.....

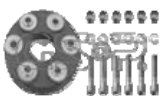



510477	510489	510503	510511
MERCEDES BENZ Ref.No. 107 410 21 81 107 410 22 81 116 410 27 81 116 410 29 81 116 410 30 81 123 410 10 81	MERCEDES BENZ Ref.No. 601 410 12 10	MERCEDES BENZ Ref.No. 2D0 521 351 901 411 03 12 901 411 04 12	MERCEDES BENZ Ref.No. 1244100181S 1244100681S
			

510568	510569	510570S	510571
MERCEDES BENZ Ref.No. 210 410 1281	MERCEDES BENZ Ref.No. 124 411 0615	MERCEDES BENZ Ref.No. 124 410 02 15 201 410 1715 202 410 1315	MERCEDES BENZ Ref.No. 124 411 05 15
			





510572S	510573	510574S	510575
MERCEDES BENZ Ref.No. 124 410 05 15 124 410 08 15	MERCEDES BENZ Ref.No. 123 411 02 15	MERCEDES BENZ Ref.No. 126 410 01 15	MERCEDES BENZ Ref.No. 107 411 00 15 126 411 02 15
			

Rubber Metal Part

Photo.....





<p style="text-align: center;">510576S</p> <p>MERCEDES BENZ Ref.No. 107 410 00 15 107 586 00 41 126 410 04 15</p> 	<p style="text-align: center;">510578S</p> <p>MERCEDES BENZ Ref.No. 202 410 11 15</p> 	<p style="text-align: center;">510579</p> <p>MERCEDES BENZ Ref.No. 210 411 05 15</p> 	<p style="text-align: center;">510580S</p> <p>MERCEDES BENZ Ref.No. 129 410 00 15 210 410 08 15</p> 
---	---	---	---





<p style="text-align: center;">510596</p> <p>BMW Ref.No. 12 20 843 26 11 1 209 168 26 11 1 227 420 26 11 1 229 080 26 11 7 511 454</p> 	<p style="text-align: center;">510597</p> <p>BMW Ref.No. 26 11 1 227 410</p> 	<p style="text-align: center;">510627</p> <p>BMW Ref.No. 26 12 1 225 152</p> 	<p style="text-align: center;">510628</p> <p>BMW Ref.No. 26 12 1 225 774 S 26 12 1 226 415 S 26 12 1 226 723 S</p> 
--	--	---	--





<p style="text-align: center;">510641</p> <p>BMW Ref.No. 26 11 1 204 294 26 11 1 207 785 26 11 1 225 624</p> 	<p style="text-align: center;">510657</p> <p>BMW Ref.No. 26 11 1 206 492 26 11 1 206 502 26 12 1 102 275 26 12 1 104 355 26 12 1 108 375 26 12 1 108 398 26 12 1 204 999 26 12 1 205 000</p> 	<p style="text-align: center;">510658</p> <p>BMW Ref.No. 26 12 1 227 997</p> 	<p style="text-align: center;">510659</p> <p>BMW Ref.No. 26 12 1 226 731 26 12 1 229 089</p> 
--	--	---	--

Rubber Metal Part

Photo.....


<p>510662</p> <p>BMW Ref.No. 26 11 1 109 603</p> 	<p>510663</p> <p>BMW Ref.No. 26111-227-690 26111-229-065</p> 	<p>510709</p> <p>CITROEN Ref.No. 158478 404015 404018 404020 404022 7910014811</p> 	<p>510853</p> <p>OPEL Ref.No. 04 58 009 4 58 009 90 343 676</p> 
--	--	---	---

<p>511380</p> <p>FORD Ref.No. 6 649 122 92VB 4826 BB</p> 	<p>511381</p> <p>FORD Ref.No. 4 060 617 4 104 708 7 239 265 95VB 4826 AA YC1W 4826 BC</p> 	<p>511573S</p> <p>MERCEDES BENZ Ref.No. 163 410 00 10 163 410 00 10 S1</p> 	<p>511574</p> <p>MERCEDES BENZ Ref.No. 124 410 02 81 124 410 02 81 S 124 410 07 81 124 410 07 81 S1</p> 
--	---	---	---





<p>511846</p> <p>MITSUBISHI Ref.No. MB000076 MB000083</p> 	<p>511889</p> <p>NISSAN Ref.No. 37521-41L25 37521-Q0125 37521-W1029 37521-W1085 C7521-W1085</p> 	<p>511891</p> <p>NISSAN Ref.No. 37521-56G25</p> 	<p>511891S</p> <p>NISSAN Ref.No. 37521-56G25</p> 
---	---	--	--

Rubber Metal Part

Photo.....





<p>511897</p> <p>NISSAN Ref.No. 37521-36G25 37521-56G25 37521-57G26</p> 	<p>512087</p> <p>TOYOTA Ref.No. 37230-35070</p> 	<p>512089</p> <p>TOYOTA Ref.No. 37230-24010</p> 	<p>512090</p> <p>TOYOTA Ref.No. 37230-35120</p> 
---	---	--	---





<p>512091</p> <p>TOYOTA Ref.No. 37230-35130</p> 	<p>512093</p> <p>RENAULT Ref.No. 37230-35090</p> 	<p>512094</p> <p>TOYOTA Ref.No. 37230-26020</p> 	<p>512095</p> <p>TOYOTA Ref.No. 37230-22140</p> 
---	--	--	---

<p>512191</p> <p>VOLVO Ref.No. 1 696 389</p> 	<p>512301</p> <p>BMW Ref.No. 26 12 1 229 492 26 12 7 501 257</p> 	<p>512314</p> <p>MERCEDES BENZ Ref.No. 126 410 01 81</p> 	<p>512315</p> <p>MERCEDES BENZ Ref.No. 202 410 02 81</p> 
--	--	---	--

Rubber Metal Part

Photo.....

<p>512316</p> <p>MERCEDES BENZ Ref.No. 202 410 03 81 202 410 05 81</p> 	<p>512326</p> <p>MERCEDES BENZ Ref.No. 202 411 03 15</p> 	<p>512369</p> <p>TOYOTA Ref.No. 37230-35061</p> 	<p>512464</p> <p>OPEL Ref.No. 04 58 014 4 58 014 90470670</p> 
--	--	--	---





<p>512665</p> <p>MERCEDES BENZ Ref.No. 115 410 29 81 115 410 41 81 115 410 44 81</p> 	<p>512668</p> <p>MERCEDES BENZ Ref.No. 210 410 16 81 210 410 19 81 211 410 00 81</p> 	<p>512677</p> <p>MERCEDES BENZ Ref.No. 210 411 02 15</p> 	<p>512678</p> <p>MERCEDES BENZ Ref.No. 210 411 04 15</p> 
--	--	---	--

<p>513001</p> <p>TOYOTA Ref.No. 37230-20130</p> 	<p>513040</p> <p>LEXUS Ref.No. 37230-59015</p> 	<p>513040S</p> <p>LEXUS Ref.No. 37230-59015</p> 	<p>513041</p> <p>TOYOTA Ref.No. 37230-22190</p> 
---	--	--	---

Rubber Metal Part

Photo.....





<p>513042</p> <p>TOYOTA Ref.No. 37230-30152</p> 	<p>513055</p> <p>TOYOTA Ref.No. 37230-30090</p> 	<p>513307</p> <p>NISSAN Ref.No. 37521-01W25</p> 	<p>513553</p> <p>TOYOTA Ref.No. 37230-35030</p> 
--	--	---	--

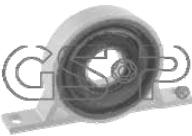
<p>513557</p> <p>TOYOTA Ref.No. 37230-35070</p> 	<p>513558</p> <p>TOYOTA Ref.No. 37230-30040</p> 	<p>513560</p> <p>TOYOTA Ref.No. 37230-36H00</p> 	<p>513561</p> <p>TOYOTA Ref.No. 37230-36081</p> 
--	--	---	--





<p>513562</p> <p>TOYOTA Ref.No. 37230-26010</p> 	<p>513565</p> <p>NISSAN Ref.No. 37521-W1025</p> 	<p>513569</p> <p>MAZDA Ref.No. P027-25-310</p> 	<p>513572</p> <p>ISUZU Ref.No. 8-94328799-0</p> 
--	--	--	--

Rubber Metal Part

Photo.....





513580	513581	513582	513583
HYUNDAI Ref.No. MB-154199	MITSUBISHI Ref.No. MB154080	MITSUBISHI Ref.No. MB154706	DODGE Ref.No. MB000815
			





513763	513771	513772	514085
TOYOTA Ref.No. 37230-35050	BMW Ref.No. 2612 7 521 855	BMW Ref.No. 2612 7 521 856	TOYOTA Ref.No. 37230-42010
			





514780	514781	514782	514783
SUBARU Ref.No. 27031-FC001	PORSCHE Ref.No. 7L0 521 102 D	HONDA Ref.No. 40520-SR7-J01	ISUZU Ref.No. 5-37516-005-1
			

Rubber Metal Part

Photo.....





<p>514786</p> <p>mitsubishi Ref.No. MB505495</p> 	<p>514788</p> <p>HONDA Ref.No. 40100-S2H-003</p> 	<p>514789S</p> <p>LEXUS Ref.No. 37230-48010</p> 	<p>514790S</p> <p>NISSAN Ref.No. 37521-5C525</p> 
--	--	--	--


<p>514791S</p> <p>INFINITI Ref.No. 37000-JD000 37521-06R25</p> 	<p>514792</p> <p>BMW Ref.No. 26 12 1 229 726 26 12 7 507 740</p> 	<p>514793</p> <p>HYUNDAI Ref.No. 49300-2E000</p> 	<p>514793S</p> <p>HYUNDAI Ref.No. 49300-2E000</p> 
--	--	---	---

<p>514794</p> <p>MITSUBISHI Ref.No. MR165252</p> 	<p>514795S</p> <p>MERCEDES BENZ Ref.No. A9064-100-081</p> 	<p>514796</p> <p>MITSUBISHI Ref.No. MR953919</p> 	<p>514797</p> <p>MITSUBISHI Ref.No. 34 50A 017</p> 
--	---	---	--

Rubber Metal Part

Photo.....





<p>514798S</p> <p>LAND ROVER Ref.No. TOQ 0000 10</p> 	<p>514799</p> <p>LAND ROVER Ref.No. LR037027</p> 	<p>514800S</p> <p>CITROEN Ref.No. 2801.91</p> 	<p>514801</p> <p>FORD Ref.No. 1 094 821 7 222 317 96BG3C08 E1A</p> 
--	--	--	--





<p>514802</p> <p>CHEVROLET Ref.No. 04 46 073</p> 	<p>514803</p> <p>SUBARU Ref.No. 27111-AG220</p> 	<p>514804</p> <p>SUBARU Ref.No. 27111-SA011</p> 	<p>514805</p> <p>SSANG YONG Ref.No. 33200-08000</p> 
--	---	--	---





<p>514806S</p> <p>FORD Ref.No. 1 454 605</p> 	<p>514807</p> <p>MERCEDES BENZ Ref.No. A9064-100-101</p> 	<p>514808</p> <p>AUDI Ref.No. 5N0 521 101 C</p> 	<p>514808S</p> <p>AUDI Ref.No. 5N0 521 101 C</p> 
--	--	--	--

Rubber Metal Part

Photo.....





<p>514809</p> <p>VOLKSWAGEN Ref.No. 7H0 407 181</p> 	<p>514810</p> <p>MAZDA Ref.No. KG0 325 109 U</p> 	<p>514811S</p> <p>HYUNDAI Ref.No. 49575-2P000</p> 	<p>514812</p> <p>MAZDA Ref.No. PH0 125 100</p> 
---	--	--	--





<p>514813S</p> <p>LEXUS Ref.No. 37230-39095</p> 	<p>514814</p> <p>MAZDA Ref.No. PH0 125 100 B</p> 	<p>514815</p> <p>MAZDA Ref.No. KG032-5109U</p> 	<p>514816</p> <p>HONDA Ref.No. 40100-S9A-E01</p> 
---	--	---	--





<p>514817</p> <p>HONDA Ref.No. 40100-S10-A01</p> 	<p>514818</p> <p>HYUNDAI Ref.No. 49130-26000</p> 	<p>514819</p> <p>MITSUBISHI Ref.No. MN171429 MR223119</p> 	<p>514820</p> <p>MITSUBISHI Ref.No. MR196669</p> 
--	--	--	--

Rubber Metal Part

Photo.....


<p>514821</p> <p>MITSUBISHI Ref.No. MR953922</p> 	<p>514822</p> <p>TOYOTA Ref.No. 37230-28010</p> 	<p>514823</p> <p>TOYOTA Ref.No. 37230-12120</p> 	<p>514824</p> <p>TOYOTA Ref.No. 37230-19015</p> 
--	---	--	---





<p>517185</p> <p>BMW Ref.No. 26 12 1 229 242</p> 	<p>517626</p> <p>LEXUS Ref.No. 37230-30110</p> 	<p>517627</p> <p>LEXUS Ref.No. 37230-30170</p> 	<p>517628</p> <p>LEXUS Ref.No. 37230-50030</p> 
--	--	---	--





<p>517649</p> <p>LEXUS Ref.No. 37511-24010</p> 	<p>517650</p> <p>TOYOTA Ref.No. 37511-22010</p> 	<p>517651</p> <p>LEXUS Ref.No. 37511-50010</p> 	<p>517682</p> <p>MAZDA Ref.No. P030-25-310C</p> 
--	---	---	---

Rubber Metal Part

Photo.....


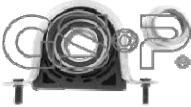
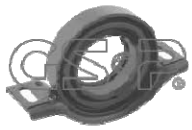

<p>517683S</p> <p>MAZDA Ref.No. SA51-25-300</p> 	<p>517684</p> <p>TOYOTA Ref.No. 37207-35011</p> 	<p>517955</p> <p>BMW Ref.No. 26 11 7 546 425 26 11 7 610 061</p> 	<p>517956</p> <p>BMW Ref.No. 26 11 7 512 619 26 11 7 573 276</p> 
---	---	---	--


<p>517957</p> <p>PORSCHE Ref.No. 7L0 521 403 7L6 521 403 955 421 010 00 955 421 020 21</p> 	<p>518077S</p> <p>MERCEDES BENZ Ref.No. 124 410 00 15 201 410 06 15 202 410 12 15</p> 	<p>518107</p> <p>FIAT Ref.No. 7541164</p> 	<p>518108</p> <p>FIAT Ref.No. 808682</p> 
--	---	--	--





<p>518199</p> <p>FORD Ref.No. ACB6118 FD-30-5830</p> 	<p>518204</p> <p>FORD Ref.No. FD-30-5835</p> 	<p>518292</p> <p>CHEVROLET Ref.No. 15512189</p> 	<p>518293</p> <p>FORD Ref.No. E6TZ4800A</p> 
--	--	--	---

Rubber Metal Part

Photo.....





<p>518385S</p> <p>CHEVROLET Ref.No. 515693</p> 	<p>518387S</p> <p>CHEVROLET Ref.No. 88934865</p> 	<p>518416</p> <p>MERCEDES BENZ Ref.No. 170 410 00 81</p> 	<p>518419S</p> <p>MERCEDES BENZ Ref.No. 601 410 15 10 601 410 17 10 601 586 00 41</p> 
--	--	---	---





<p>518867</p> <p>CHEVROLET Ref.No. 3827424</p> 	<p>518868</p> <p>CHEVROLET Ref.No. Anchor:6038</p> 	<p>518869</p> <p>CHEVROLET Ref.No. 12546070</p> 	<p>518870</p> <p>CHECKER Ref.No. Anchor:6056</p> 
--	--	--	--

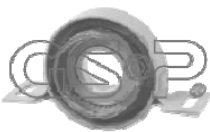



<p>518871</p> <p>FORD Ref.No. FOTZ4800A</p> 	<p>518878</p> <p>TOYOTA Ref.No. 37230-0K011</p> 	<p>518904</p> <p>TOYOTA Ref.No. 37230-0K021</p> 	<p>518905</p> <p>ISUZU Ref.No. 8-94328-800-0</p> 
---	---	--	--

Rubber Metal Part

Photo.....



<p>519034</p> <p>DAIHATSU Ref.No. 37230-BZ010</p> 	<p>519035S</p> <p>LEXUS Ref.No. #37100-42080</p> 	<p>519036S</p> <p>TOYOTA Ref.No. 37230-39045</p> 	<p>519037</p> <p>PORSCHE Ref.No. 7L0521102D</p> 
---	--	---	---

<p>519457</p> <p>MERCEDES BENZ Ref.No. 107 410 21 81 107 410 22 81 116 410 27 81 116 410 29 81 116 410 30 81 123 410 10 81</p> 	<p>530151</p> <p>BMW Ref.No. 26 12 7 526 631</p> 	<p>530152</p> <p>BMW Ref.No. 26 12 7 526 632</p> 	<p>530153</p> <p>BMW Ref.No. 26 12 7 507 318 26 12 7 513 218</p> 
--	--	---	--

<p>530154</p> <p>BMW Ref.No. 26 12 1 229 317 26 12 1 229 682</p> 	<p>530160</p> <p>BMW Ref.No. 26 11 1 229 754 26 11 7 572 664</p> 	<p>530178</p> <p>MERCEDES BENZ Ref.No. 140 410 07 81</p> 	<p>530187</p> <p>VOLVO Ref.No. 1340 501</p> 
--	--	---	---

Rubber Metal Part

Photo.....

<p style="text-align: center;">530758</p> <p>BMW Ref.No. 26 11 7 542 238 7 542 238 GAB01-027</p> 	<p style="text-align: center;">531023</p> <p>BMW Ref.No. 26127558745</p> 		
--	--	--	--

--	--	--	--

--	--	--	--

GSP Rubber Metal Parts catalogue Page Index

GSP Ref.	Application	OE No.	PageNo.
510413S	MERCEDES BENZ	115 586 01 41 123 410 00 15	63-64,70,77,81-82
510419	MERCEDES BENZ	123 411 00 15	63-64,70,77,81-82
510433S	MERCEDES BENZ	124 410 00 15 202 410 12 15	61-63,74,78-80,83-84
510434S	MERCEDES BENZ	124 410 01 15 124 410 06 15 124 410 07 15 126 410 05 15	61-63,71-72,74,78-81,83-87
510435	MERCEDES BENZ	124 410 01 81 124 410 06 81	71-72,74-75,78-80,82-86
510436	MERCEDES BENZ	123 411 03 15	61-63,70-74,77-84,87-88
510453	MERCEDES BENZ	201 410 05 81	61-63
510458	MERCEDES BENZ	202 410 06 15	61-63,66,73-74,78-80,83-84
510459S	MERCEDES BENZ	201 410 07 15 202 410 10 15	61-66,72,74-76,78-80,82-86
510460	MERCEDES BENZ	124 411 00 15 202 411 06 15	61-66,72,74-76,78-80,82-86
510463	MERCEDES BENZ	201 411 23 47	61-62,72,74,78-80,83-85
510469	MERCEDES BENZ	201 411 30 47 202 411 17 47	61-63,71-74,78-79,82-83
510477	MERCEDES BENZ	107 410 21 81 107 410 22 81 116 410 27 81 116 410 29 81 116 410 30 81 123 410 10 81	70,77-78,81-82,86-90
510489	MERCEDES BENZ	601 410 12 10	61
510503	MERCEDES BENZ VOLKSWAGEN	2D0 521 351 901 411 03 12 901 411 04 12	91-92,109
510511	MERCEDES BENZ	1244100181S 1244100681S	71-75,78-79,82-84,86
510568	MERCEDES BENZ	210 410 1281	73,75-76
510569	MERCEDES BENZ	124 411 0615	61-69,71-76,78-80,82-87,89-90
510570S	MERCEDES BENZ	124 410 02 15 201 410 1715 202 410 1315	61-69,71-76,78-80,82-87,89-90
510571	MERCEDES BENZ	124 411 05 15	65-67,69-71,73-75,80,84-85,88,90
510572S	MERCEDES BENZ	124 410 05 15 124 410 08 15	71,80,84-85
510573	MERCEDES BENZ	123 411 02 15	70,77,82,87-89
510574S	MERCEDES BENZ	126 410 01 15	70,77,82,87-89
510575	MERCEDES BENZ	107 411 00 15 126 411 02 15	72,74,80-81,85-90
510576S	MERCEDES BENZ	107 410 00 15 107 586 00 41 126 410 04 15	72,74,80-81,85-90
510578S	MERCEDES BENZ	202 410 11 15	64-66,69,73,75-76,90
510579	MERCEDES BENZ	210 411 05 15	65-67,69-70,73,75,90
510580S	MERCEDES BENZ	129 410 00 15 210 410 08 15	64-67,69-70,72-76,80-81,85,88,90
510596	BMW VOLVO	12 20 843 26 11 1 209 168 26 11 1 227 420 26 11 1 229 080 26 11 7 511 454	1-17,19-27,110-114
510597	BMW	26 11 1 227 410	5-7,11-13,16-17,19-20,26-27
510627	BMW	26 12 1 225 152	3-4,12
510628	BMW	26 12 1 225 774 S 26 12 1 226 415 S 26 12 1 226 723 S	3-5,12,16,19,23
510641	BMW	26 11 1 204 294 26 11 1 207 785 26 11 1 225 624	1-6,8-17,19-20,26-27

GSP Rubber Metal Parts catalogue Page Index

GSP Ref.	Application	OE No.	PageNo.
510657	BMW	26 11 1 206 492 26 11 1 206 502 26 12 1 102 275 26 12 1 104 355 26 12 1 108 375 26 12 1 108 398 26 12 1 204 999 26 12 1 205 000	3,15-16,22-23
510658	BMW	26 12 1 227 997	24
510659	BMW	26 12 1 226 731 26 12 1 229 089	5-7,11-13,16-17,19-20,26
510662	BMW	26 11 1 109 603	15-16,22-23,27
510663	BMW	26111-227-690 26111-229-065	8,13,16-17,19-20,24,27
510709	CITROEN PEUGEOT RENAULT	158478 404015 404018 404020 404022 7910014811	33-34,98-101
510853	OPEL VAUXHALL	04 58 009 4 58 009 90 343 676	97-98,108-109
511380	FORD	6 649 122 92VB 4826 BB	41-43
511381	FORD	4 060 617 4 104 708 7 239 265 95VB 4826 AA YC1W 4826 BC	40-43
511573S	MERCEDES BENZ	163 410 00 10 163 410 00 10 S1	81
511574	MERCEDES BENZ	124 410 02 81 124 410 02 81 S 124 410 07 81 124 410 07 81 S1	64,71-72,74,80-81,84-90
511846	MITSUBISHI	MB000076 MB000083	93
511889	NISSAN	37521-41L25 37521-Q0125 37521-W1029 37521-W1085 C7521-W1085	95-96
511891	NISSAN	37521-56G25	96
511891S	NISSAN	37521-56G25	95-96
511897	NISSAN PLYMOUTH	37521-36G25 37521-56G25 37521-57G26	96,99
512087	TOYOTA	37230-35070	102,107
512089	TOYOTA	37230-24010	103
512090	TOYOTA	37230-35120	105-106
512091	TOYOTA	37230-35130	106
512093	RENAULT TOYOTA	37230-35090	100-102,105-106
512094	TOYOTA	37230-26020	105
512095	TOYOTA	37230-22140	108
512191	VOLVO	1 696 389	114-115
512301	BMW	26 12 1 229 492 26 12 7 501 257	6-8,11-13,17,20,27
512314	MERCEDES BENZ	126 410 01 81	86-88
512315	MERCEDES BENZ	202 410 02 81	64-67,69-70,90
512316	MERCEDES BENZ	202 410 03 81 202 410 05 81	64-67,69,90
512326	MERCEDES BENZ	202 411 03 15	65-66,69,73,75-76,90
512369	TOYOTA	37230-35061	105

GSP Rubber Metal Parts catalogue Page Index

GSP Ref.	Application	OE No.	PageNo.
512464	OPEL	04 58 014 4 58 014 90470670	97-98
512665	MERCEDES BENZ	115 410 29 81 115 410 41 81 115 410 44 81	64
512668	MERCEDES BENZ	210 410 16 81 210 410 19 81 211 410 00 81	73,75-76,86
512677	MERCEDES BENZ	210 411 02 15	65,67-70,73,75-76,86,88,90-91
512678	MERCEDES BENZ TOYOTA	210 411 04 15	64-65,67-70,73,75-77,86,88,90,103
513001	TOYOTA	37230-20130	102-103,105-108
513040	LEXUS TOYOTA	37230-59015	60,102,106-108
513040S	LEXUS TOYOTA	37230-59015	60,102,107-108
513041	TOYOTA	37230-22190	107
513042	TOYOTA	37230-30152	103-104,106-107
513055	TOYOTA	37230-30090	103-104
513307	NISSAN	37521-01W25	95-96
513553	TOYOTA	37230-35030	107
513557	TOYOTA	37230-35070	101,105
513558	TOYOTA	37230-30040	107
513560	TOYOTA	37230-36H00	104
513561	TOYOTA	37230-36081	104,108
513562	TOYOTA	37230-26010	105
513565	NISSAN	37521-W1025	94
513569	MAZDA	P027-25-310	60-61
513572	ISUZU	8-94328799-0	58
513580	HYUNDAI MITSUBISHI	MB-154199	49,93-94
513581	MITSUBISHI	MB154080	93
513582	MITSUBISHI	MB154706	93
513583	DODGE MITSUBISHI	MB000815	36,94
513763	TOYOTA	37230-35050	105-106
513771	BMW	2612 7 521 855	17-18,20-22,25
513772	BMW	2612 7 521 856	17-18,20-23
514085	TOYOTA	37230-42010	107
514780	SUBARU	27031-FC001	101
514781	PORSCHE VOLKSWAGEN	7L0 521 102 D	99,110
514782	HONDA	40520-SR7-J01	49
514783	ISUZU	5-37516-005-1	59
514786	MITSUBISHI	MB505495	93-94
514788	HONDA	40100-S2H-003	49
514789S	LEXUS TOYOTA	37230-48010	60,105-106
514790S	NISSAN	37521-5C525	95
514791S	INFINITI NISSAN	37000-JD000 37521-06R25	50,94-96
514792	BMW	26 12 1 229 726 26 12 7 507 740	25-26
514793	HYUNDAI KIA	49300-2E000	49,59
514793S	HYUNDAI KIA	49300-2E000	49,59
514794	MITSUBISHI	MR165252	93

GSP Rubber Metal Parts catalogue Page Index

GSP Ref.	Application	OE No.	PageNo.
514795S	MERCEDES BENZ VOLKSWAGEN	A9064-100-081	91,109
514796	MITSUBISHI	MR953919	93-94
514797	MITSUBISHI	34 50A 017	93
514798S	LAND ROVER	TOQ 0000 10	59
514799	LAND ROVER	LR037027	59
514800S	CITROEN MITSUBISHI PEUGEOT	2801.91	34,93-94,98
514801	FORD	1 094 821 7 222 317 96BG3C08 E1A	40
514802	CHEVROLET OPEL	04 46 073	30,97
514803	SUBARU	27111-AG220	101
514804	SUBARU	27111-SA011	101
514805	SSANG YONG	33200-08000	101
514806S	FORD MAZDA	1 454 605	38,40,61
514807	MERCEDES BENZ	A9064-100-101	91
514808	AUDI VOLKSWAGEN	5N0 521 101 C	1,110
514808S	AUDI VOLKSWAGEN	5N0 521 101 C	1,110
514809	VOLKSWAGEN	7H0 407 181	110
514810	MAZDA	KG0 325 109 U	61
514811S	HYUNDAI KIA	49575-2P000	49,59
514812	MAZDA	PH0 125 100	61
514813S	LEXUS TOYOTA	37230-39095	59-60,103-104,107-108
514814	MAZDA	PH0 125 100 B	61
514815	MAZDA	KG032-5109U	61
514816	HONDA	40100-S9A-E01	49
514817	HONDA	40100-S10-A01	49
514818	HYUNDAI MITSUBISHI	49130-26000	49,93-94
514819	MITSUBISHI	MN171429 MR223119	93
514820	MITSUBISHI	MR196669	93-94
514821	MITSUBISHI	MR953922	93-94
514822	TOYOTA	37230-28010	106
514823	TOYOTA	37230-12120	103,108
514824	TOYOTA	37230-19015	103,108
517185	BMW	26 12 1 229 242	16-17,19-20
517626	LEXUS TOYOTA	37230-30110	60,102,104
517627	LEXUS TOYOTA	37230-30170	60,102,104,108
517628	LEXUS TOYOTA	37230-50030	60,103
517649	LEXUS TOYOTA	37511-24010	60,102-104,108
517650	TOYOTA	37511-22010	102,104,107
517651	LEXUS	37511-50010	60
517682	MAZDA	P030-25-310C	61
517683S	MAZDA	SA51-25-300	61
517684	TOYOTA	37207-35011	103-105,107
517955	BMW	26 11 7 546 425 26 11 7 610 061	1-3,8-11,13-14,18-19,21-25,27

GSP Rubber Metal Parts catalogue Page Index

GSP Ref.	Application	OE No.	PageNo.
517956	BMW	26 11 7 512 619 26 11 7 573 276	8-11,14,18,20-25
517957	PORSCHE VOLKSWAGEN	7L0 521 403 7L6 521 403 955 421 010 00 955 421 020 21	99,110
518077S	MERCEDES BENZ	124 410 00 15 201 410 06 15 202 410 12 15	61-63,66,73-74,78-80,83-84
518107	FIAT LANCIA	7541164	37,59
518108	FIAT	808682	37
518199	FORD	ACB6118 FD-30-5830	40
518204	FORD	FD-30-5835	40
518292	CHEVROLET GMC	15512189	29,33,43,45,47-48
518293	FORD	E6TZ4800A	37,39-40
518385S	CHEVROLET FORD GMC	515693	29,37,39-40,45
518387S	CHEVROLET GMC	88934865	27-30,32-33,44,48-49
518416	MERCEDES BENZ	170 410 00 81	64,67-70,90-91
518419S	MERCEDES BENZ	601 410 15 10 601 410 17 10 601 586 00 41	92
518867	CHEVROLET GMC INTERNATIONAL	3827424	27-33,43-48,50-58
518868	CHEVROLET DODGE FORD GMC INTERNATIONAL KENWORTH	Anchor:6038	27-40,43-48,50-59
518869	CHEVROLET DODGE FORD GMC	12546070	27-29,31,34,39-40,43-46,48
518870	CHECKER CHEVROLET DODGE FORD GMC INTERNATIONAL ISUZU MITSUBISHI OLDSMOBILE PLYMOUTH	Anchor:6056	27-40,43-49,51,57-59,94,97,99
518871	FORD	FOTZ4800A	37,39-40
518878	TOYOTA	37230-0K011	106
518904	TOYOTA	37230-0K021	106
518905	ISUZU	8-94328-800-0	59
519034	DAIHATSU TOYOTA	37230-BZ010	34,102,108
519035S	LEXUS TOYOTA	#37100-42080	59-60,108
519036S	TOYOTA	37230-39045	102-103,107
519037	PORSCHE VOLKSWAGEN	7L0521102D	99,110
519457	MERCEDES BENZ	107 410 21 81 107 410 22 81 116 410 27 81 116 410 29 81 116 410 30 81 123 410 10 81	70,77-78,81-82,87-90

GSP Rubber Metal Parts catalogue Page Index

GSP Ref.	Application	OE No.	PageNo.
530151	BMW	26 12 7 526 631	1,8-9
530152	BMW	26 12 7 526 632	1-2,9-11,14
530153	BMW	26 12 7 507 318 26 12 7 513 218	24
530154	BMW	26 12 1 229 317 26 12 1 229 682	6-8,11-13
530160	BMW	26 11 1 229 754 26 11 7 572 664	8,13,16-17,19-20,24-25
530178	MERCEDES BENZ	140 410 07 81	88,90
530187	VOLVO	1340 501	111-115
530758	BMW	26 11 7 542 238 7 542 238 GAB01-027	1-2,9-11,14,17-25
531023	BMW	26127558745	25-26

GSP GROUP

No.1 Gaoxiang Road, High-tech Industrial Zone
Ouhai District, Wenzhou, China.
Tel. +86-577-86293118 86293268
Fax. +86-577-86293313
E-mail: internationalsales@gsp.cn
[Http://www.gsp.cn](http://www.gsp.cn)

GSP North America (East Coast)

298 Commercial Road
Spartanburg SC 29303
Tel. +1-864-578-6900
Toll Free. +1-800-243-7225
Fax. +1-864-578-6978
E-mail: info@gspnorthamerica.com

GSP North America (West Coast)

16000 Canary Ave.
La Mirada, CA 90638
Tel. +1-562-926-3525
Fax. +1-562-376-8550
E-mail: sales@gspnorthamerica.com

GSP Europe GmbH

Vogelsanger Weg 8
50354 Hürth
Germany
Tel: +49 22 33 - 979 28 70
Fax: +49 22 33 - 979 28 72
Email: info@gsp-europe.com

GSP Latin America, Inc

1390 South Dixie Highway, Suite 1107
Coral Gables, FL 33146
Tel: +1 305 663.9340
Fax: +1 305 663.9392
E-mail: info@gsplatinamerica.com

GSP Nanjing Co., Ltd

Shuanghu Road No.59 ,
Gaochun District, Nanjing

